

# CSMC 412


## Operating Systems

Prof. Ashok K Agrawala

© 2022 Ashok Agrawala

Set 7 Threads

# Threads & Concurrency



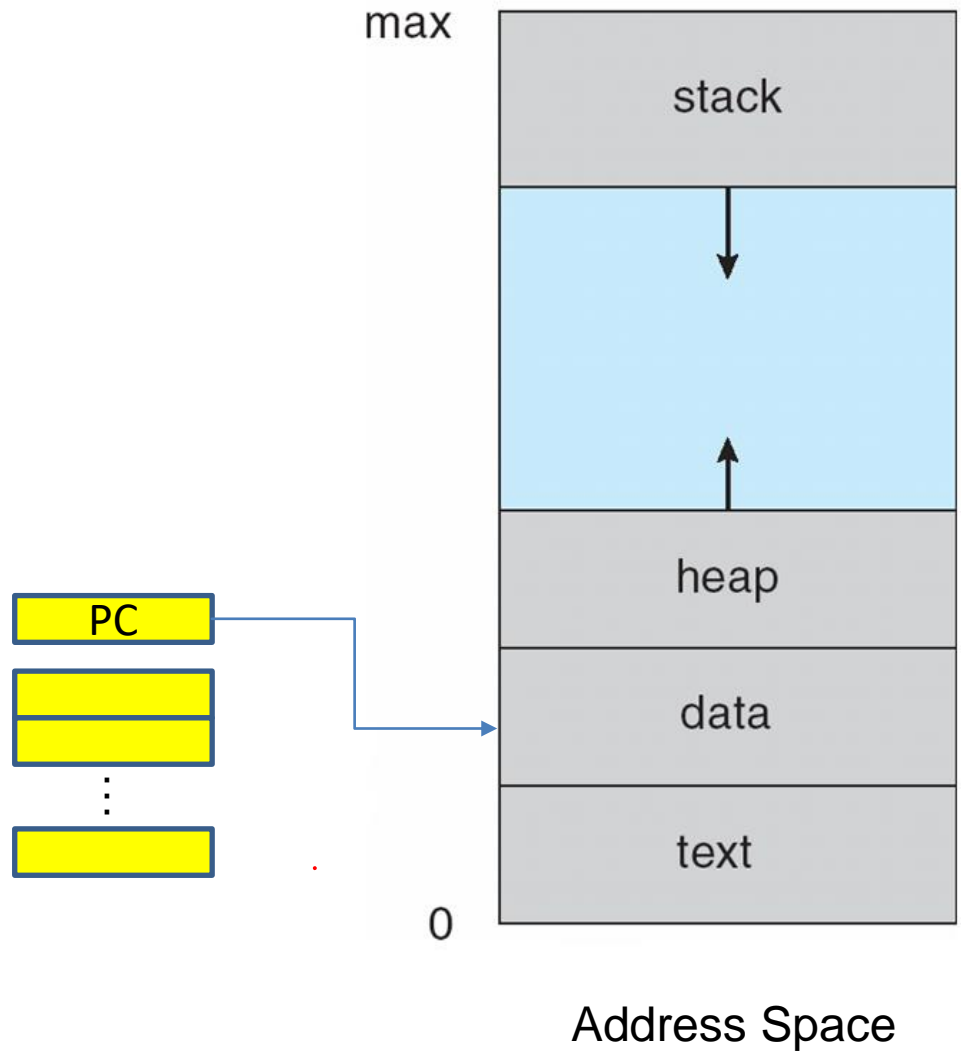
# Threads

- Overview
- Multicore Programming
- Multithreading Models
- Thread Libraries
- Implicit Threading
- Threading Issues
- Operating System Examples

# Objectives

- To introduce the notion of a thread—a fundamental unit of CPU utilization that forms the basis of multithreaded computer systems
- To discuss the APIs for the Pthreads, Windows, and Java thread libraries
- To explore several strategies that provide implicit threading
- To examine issues related to multithreaded programming
- To cover operating system support for threads in Windows and Linux

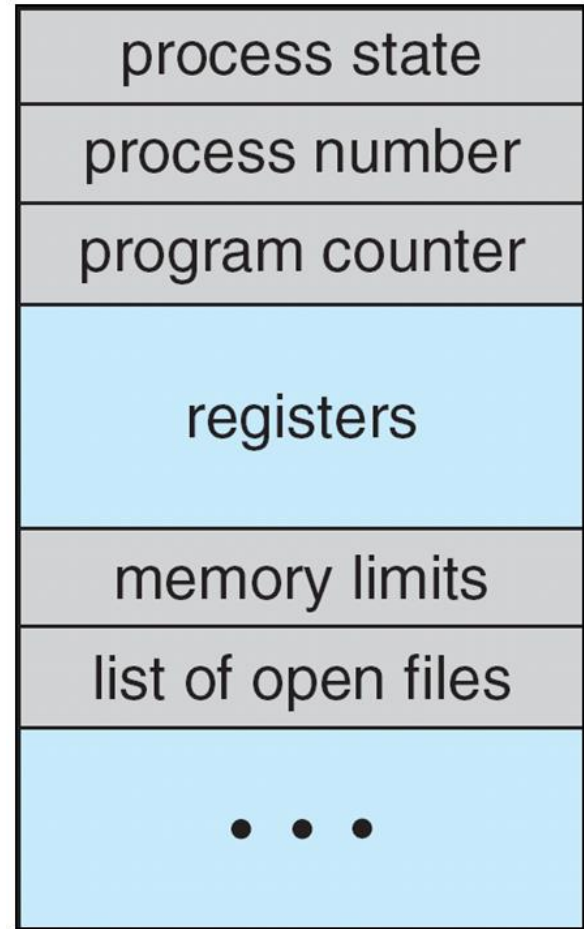
# Process



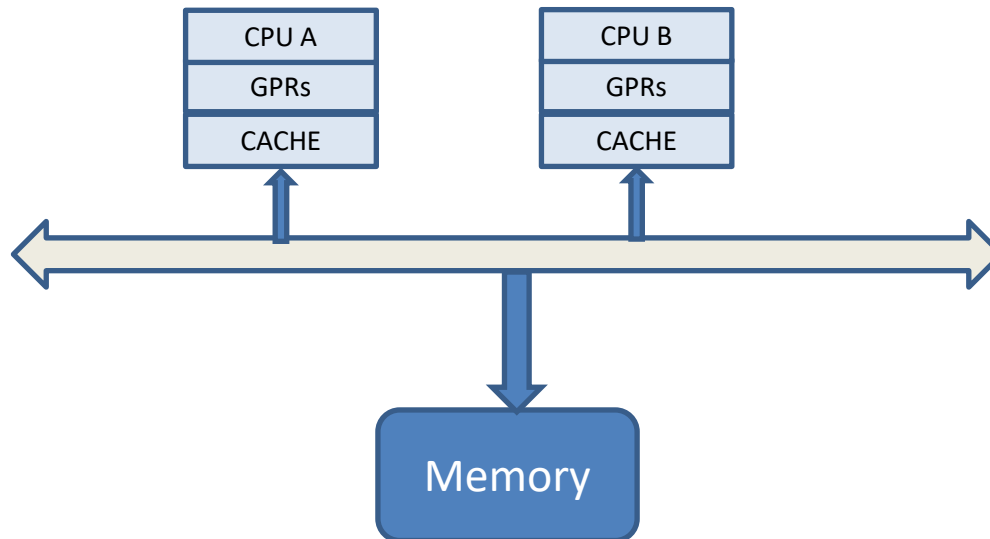
# Process Control Block (PCB)

Information associated with each process  
(also called **task control block**)

- Process state – running, waiting, etc
- Program counter – location of instruction to next execute
- CPU registers – contents of all process-centric registers
- CPU scheduling information- priorities, scheduling queue pointers
- Memory-management information – memory allocated to the process
- Accounting information – CPU used, clock time elapsed since start, time limits
- I/O status information – I/O devices allocated to process, list of open files

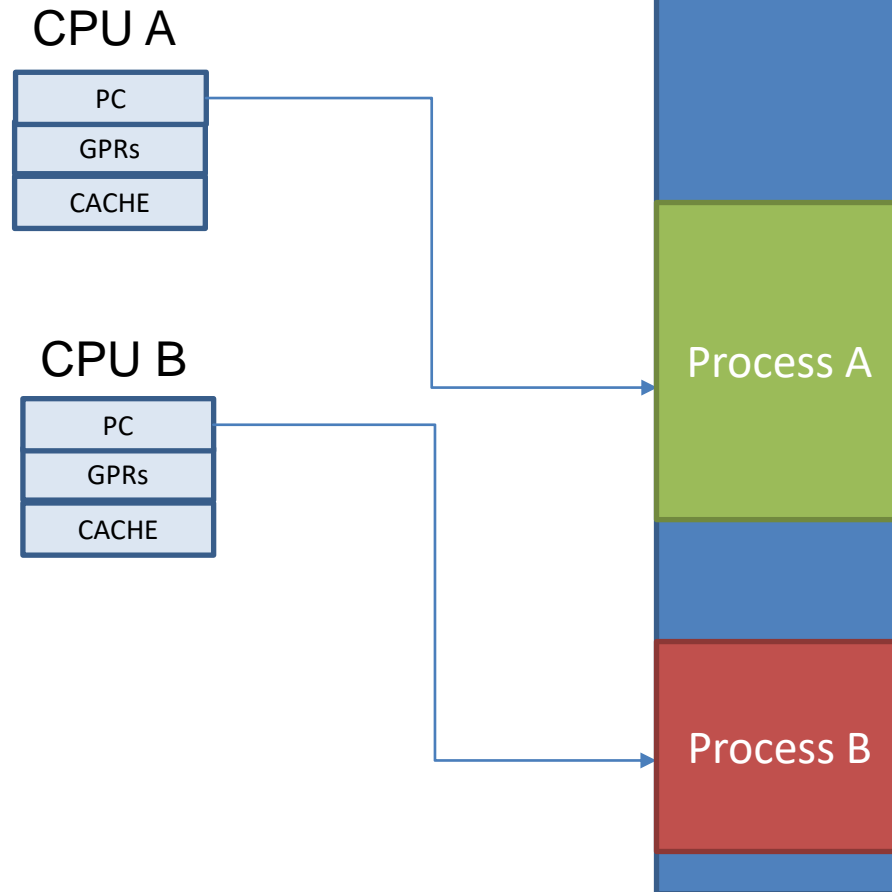


# Multiple Processors



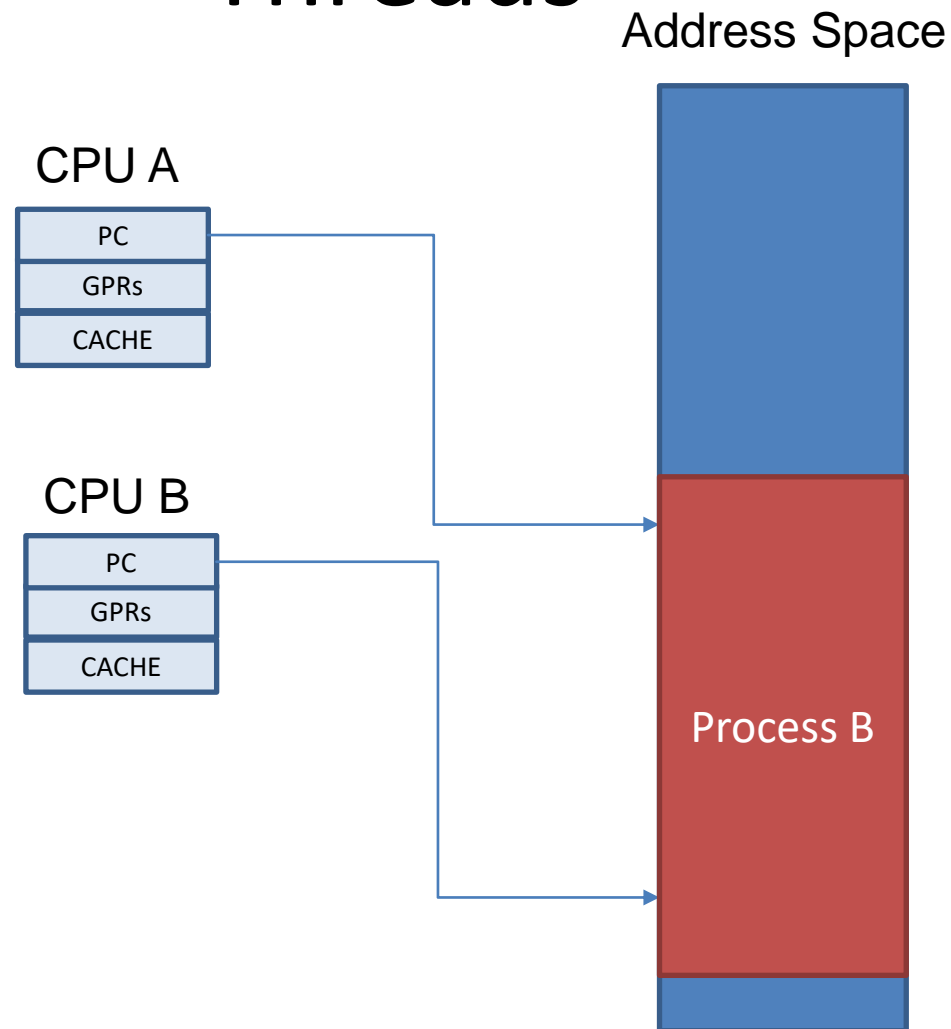
# Process

Address Space





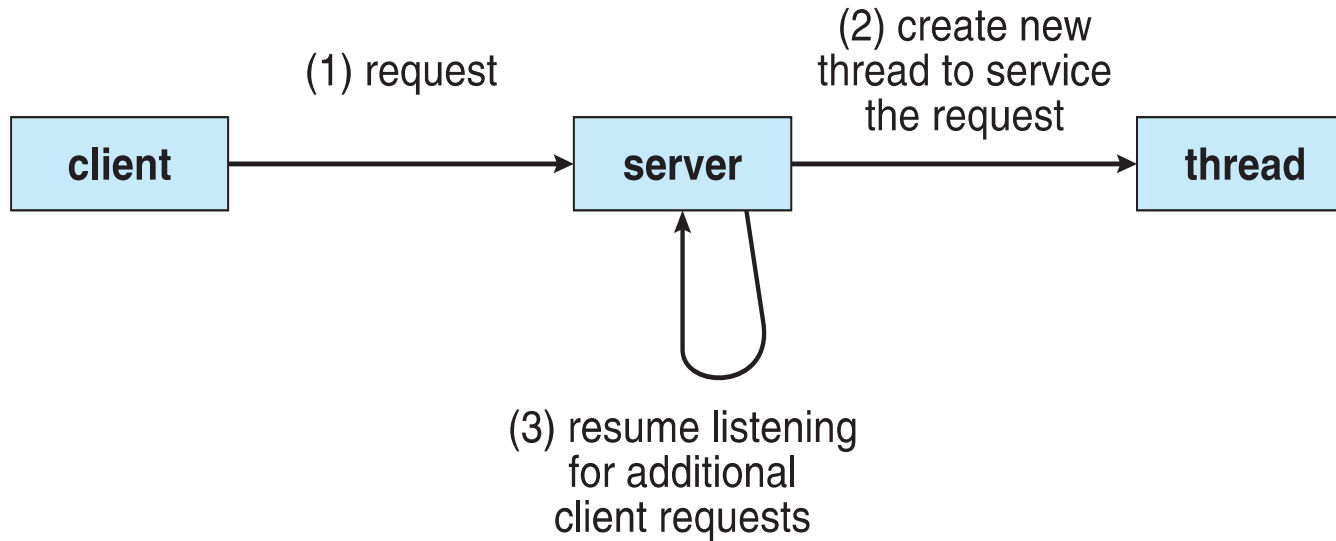
# Threads



# Motivation

- Most modern applications are multithreaded
- Threads run within application
- Multiple tasks with the application can be implemented by separate threads
  - Update display
  - Fetch data
  - Spell checking
  - Answer a network request
- Process creation is heavy-weight while thread creation is light-weight
- Can simplify code, increase efficiency
- Kernels are generally multithreaded

# Multithreaded Server Architecture



# Benefits

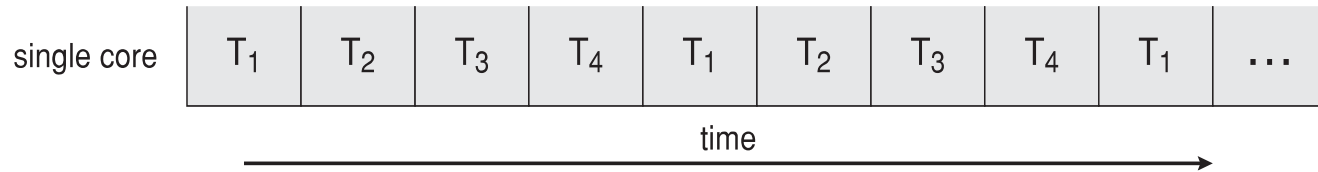
- **Responsiveness** – may allow continued execution if part of process is blocked, especially important for user interfaces
- **Resource Sharing** – threads share resources of process, easier than shared memory or message passing
- **Economy** – cheaper than process creation, thread switching lower overhead than context switching
- **Scalability** – process can take advantage of multiprocessor architectures

# Multicore Programming

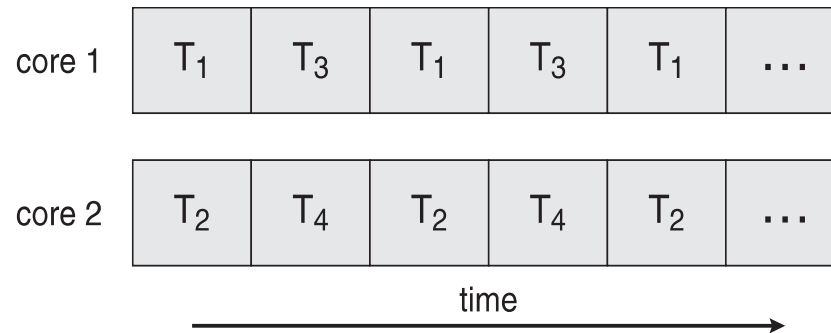
- **Multicore** or **multiprocessor** systems putting pressure on programmers, challenges include:
  - **Dividing activities**
  - **Balance**
  - **Data splitting**
  - **Data dependency**
  - **Testing and debugging**
- **Parallelism** implies a system can perform more than one task simultaneously
- **Concurrency** supports more than one task making progress
  - Single processor / core, scheduler providing concurrency

# Concurrency vs. Parallelism

## □ Concurrent execution on single-core system:



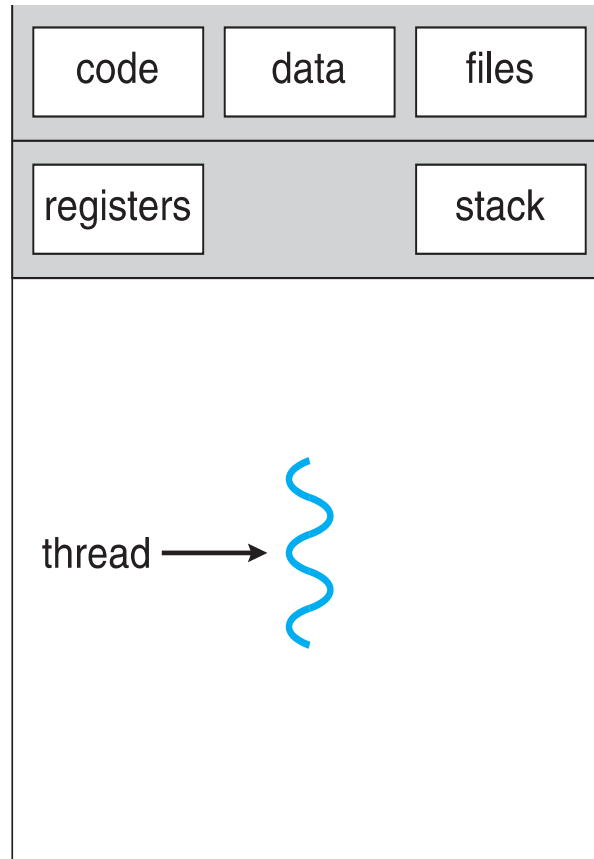
## □ Parallelism on a multi-core system:



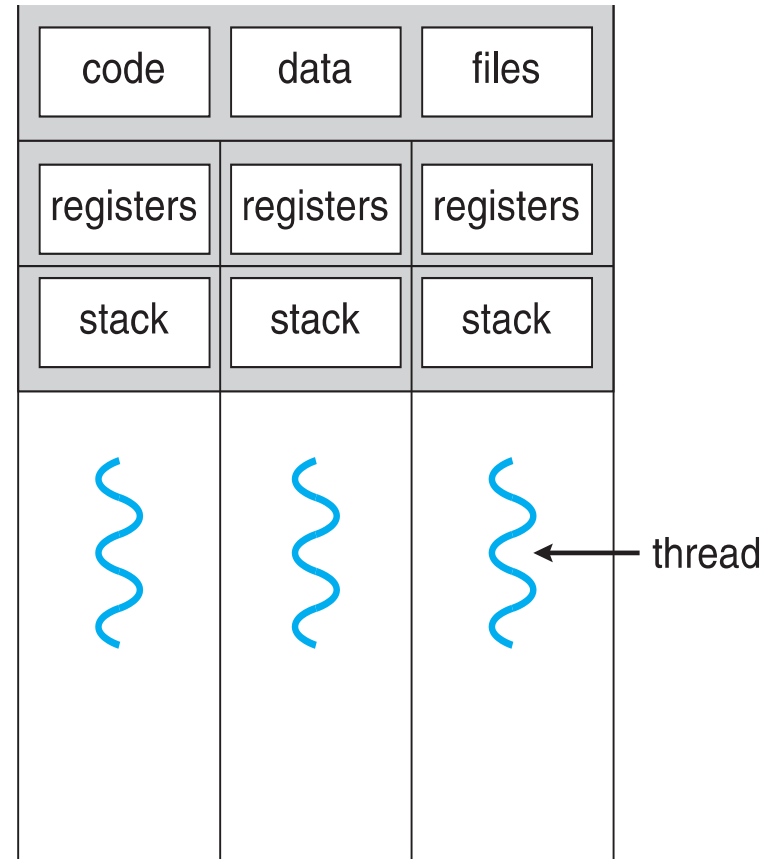
# Multicore Programming (Cont.)

- Types of parallelism
  - **Data parallelism** – distributes subsets of the same data across multiple cores, same operation on each
  - **Task parallelism** – distributing threads across cores, each thread performing unique operation
- As # of threads grows, so does architectural support for threading
  - CPUs have cores as well as ***hardware threads***
  - Consider Oracle SPARC T4 with 8 cores, and 8 hardware threads per core

# Single and Multithreaded Processes



single-threaded process



multithreaded process



# Amdahl's Law

- Identifies performance gains from adding additional cores to an application that has both serial and parallel components
- $S$  is serial portion
- $N$  processing cores

$$speedup \leq \frac{1}{S + \frac{(1-S)}{N}}$$

- That is, if application is 75% parallel / 25% serial, moving from 1 to 2 cores results in speedup of 1.6 times
- As  $N$  approaches infinity, speedup approaches  $1 / S$

**Serial portion of an application has disproportionate effect on performance gained by adding additional cores**

- But does the law take into account contemporary multicore systems?

# User Threads and Kernel Threads

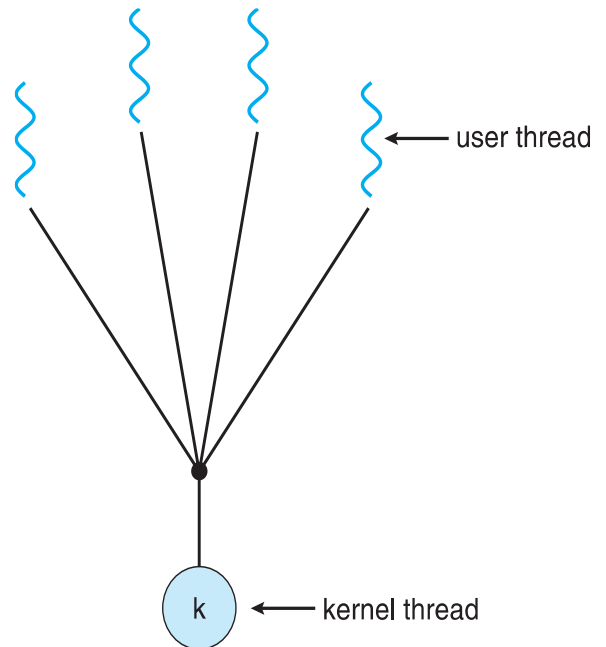
- **User threads** - management done by user-level threads library
- Three primary thread libraries:
  - POSIX **Pthreads**
  - Windows threads
  - Java threads
- **Kernel threads** - Supported by the Kernel
- Examples – virtually all general-purpose operating systems, including:
  - Windows
  - Solaris
  - Linux
  - Tru64 UNIX
  - Mac OS X

# Multithreading Models

- Many-to-One
- One-to-One
- Many-to-Many

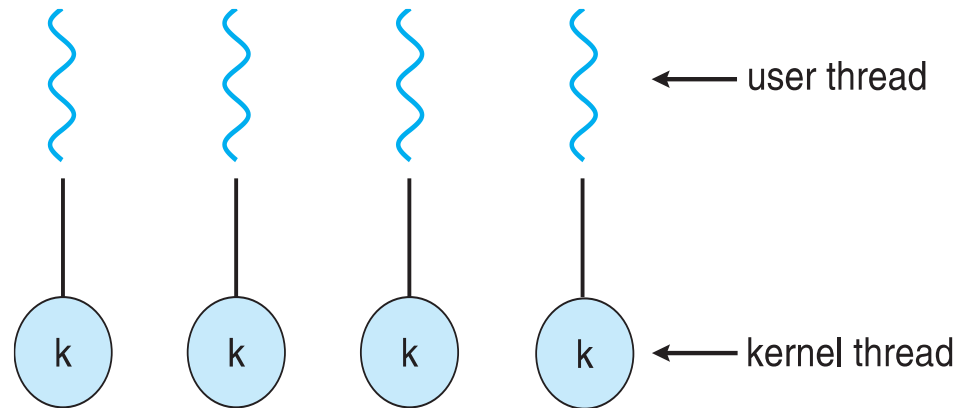
# Many-to-One

- Many user-level threads mapped to single kernel thread
- One thread blocking causes all to block
- Multiple threads may not run in parallel on multicore system because only one may be in kernel at a time
- Few systems currently use this model
- Examples:
  - **Solaris Green Threads**
  - **GNU Portable Threads**



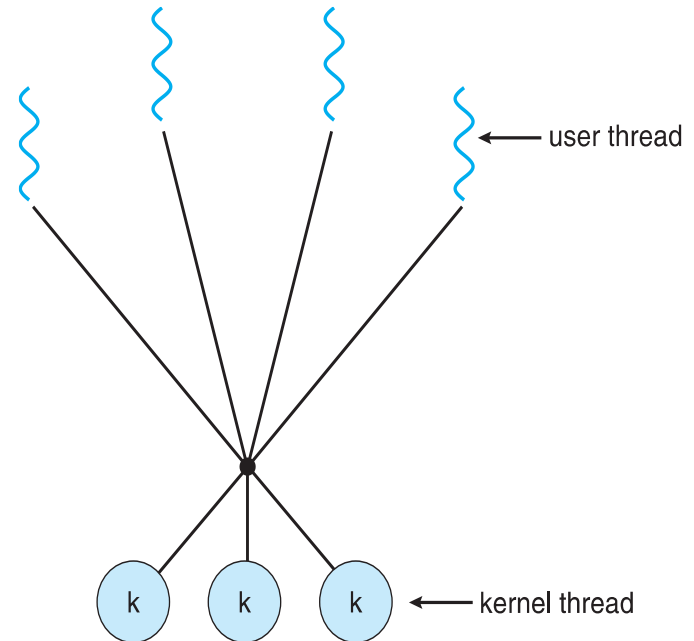
# One-to-One

- Each user-level thread maps to kernel thread
- Creating a user-level thread creates a kernel thread
- More concurrency than many-to-one
- Number of threads per process sometimes restricted due to overhead
- Examples
  - Windows
  - Linux
  - Solaris 9 and later



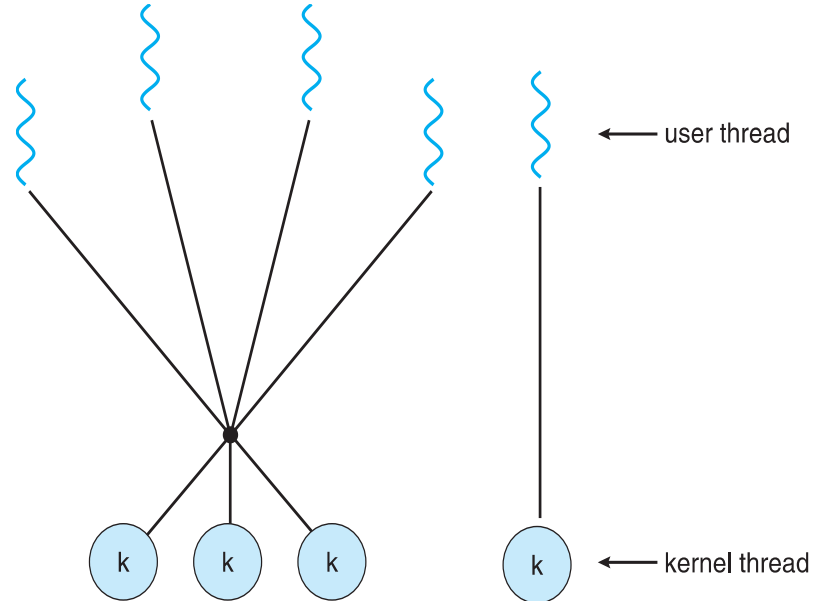
# Many-to-Many Model

- Allows many user level threads to be mapped to many kernel threads
- Allows the operating system to create enough kernel threads
- Solaris prior to version 9
- Windows with the *ThreadFiber* package



# Two-level Model

- Similar to M:M, except that it allows a user thread to be **bound** to kernel thread
- Examples
  - IRIX
  - HP-UX
  - Tru64 UNIX
  - Solaris 8 and earlier



# Thread Libraries

- **Thread library** provides programmer with API for creating and managing threads
- Two primary ways of implementing
  - Library entirely in user space
  - Kernel-level library supported by the OS



# Pthreads

- May be provided either as user-level or kernel-level
- A POSIX standard (IEEE 1003.1c) API for thread creation and synchronization
- ***Specification***, not ***implementation***
- API specifies behavior of the thread library, implementation is up to development of the library
- Common in UNIX operating systems (Solaris, Linux, Mac OS X)

# Pthreads Example

```
#include <pthread.h>
#include <stdio.h>

int sum; /* this data is shared by the thread(s) */
void *runner(void *param); /* threads call this function */

int main(int argc, char *argv[])
{
    pthread_t tid; /* the thread identifier */
    pthread_attr_t attr; /* set of thread attributes */

    if (argc != 2) {
        fprintf(stderr, "usage: a.out <integer value>\n");
        return -1;
    }
    if (atoi(argv[1]) < 0) {
        fprintf(stderr, "%d must be >= 0\n", atoi(argv[1]));
        return -1;
    }
}
```

# Pthreads Example (Cont.)

```
    /* get the default attributes */
    pthread_attr_init(&attr);
    /* create the thread */
    pthread_create(&tid,&attr,runner,argv[1]);
    /* wait for the thread to exit */
    pthread_join(tid,NULL);

    printf("sum = %d\n",sum);
}

/* The thread will begin control in this function */
void *runner(void *param)
{
    int i, upper = atoi(param);
    sum = 0;

    for (i = 1; i <= upper; i++)
        sum += i;

    pthread_exit(0);
}
```

# Pthreads Code for Joining 10 Threads

```
#define NUM_THREADS 10

/* an array of threads to be joined upon */
pthread_t workers[NUM_THREADS];

for (int i = 0; i < NUM_THREADS; i++)
    pthread_join(workers[i], NULL);
```

# Windows Multithreaded C Program

```
#include <windows.h>
#include <stdio.h>
DWORD Sum; /* data is shared by the thread(s) */

/* the thread runs in this separate function */
DWORD WINAPI Summation(LPVOID Param)
{
    DWORD Upper = *(DWORD*)Param;
    for (DWORD i = 0; i <= Upper; i++)
        Sum += i;
    return 0;
}

int main(int argc, char *argv[])
{
    DWORD ThreadId;
    HANDLE ThreadHandle;
    int Param;

    if (argc != 2) {
        fprintf(stderr, "An integer parameter is required\n");
        return -1;
    }
    Param = atoi(argv[1]);
    if (Param < 0) {
        fprintf(stderr, "An integer >= 0 is required\n");
        return -1;
    }
}
```

# Windows Multithreaded C Program (Cont.)

```
/* create the thread */
ThreadHandle = CreateThread(
    NULL, /* default security attributes */
    0, /* default stack size */
    Summation, /* thread function */
    &Param, /* parameter to thread function */
    0, /* default creation flags */
    &ThreadId); /* returns the thread identifier */

if (ThreadHandle != NULL) {
    /* now wait for the thread to finish */
    WaitForSingleObject(ThreadHandle, INFINITE);

    /* close the thread handle */
    CloseHandle(ThreadHandle);

    printf("sum = %d\n", Sum);
}
}
```

# Java Threads

- Java threads are managed by the JVM
- Typically implemented using the threads model provided by underlying OS
- Java threads may be created by:

```
public interface Runnable
{
    public abstract void run();
}
```

- Extending Thread class
- Implementing the Runnable interface

# Java Multithreaded Program

```
class Sum
{
    private int sum;

    public int getSum() {
        return sum;
    }

    public void setSum(int sum) {
        this.sum = sum;
    }
}

class Summation implements Runnable
{
    private int upper;
    private Sum sumValue;

    public Summation(int upper, Sum sumValue) {
        this.upper = upper;
        this.sumValue = sumValue;
    }

    public void run() {
        int sum = 0;
        for (int i = 0; i <= upper; i++)
            sum += i;
        sumValue.setSum(sum);
    }
}
```



# Java Multithreaded Program (Cont.)

```
public class Driver
{
    public static void main(String[] args) {
        if (args.length > 0) {
            if (Integer.parseInt(args[0]) < 0)
                System.err.println(args[0] + " must be >= 0.");
            else {
                Sum sumObject = new Sum();
                int upper = Integer.parseInt(args[0]);
                Thread thrd = new Thread(new Summation(upper, sumObject));
                thrd.start();
                try {
                    thrd.join();
                    System.out.println
                        ("The sum of "+upper+" is "+sumObject.getSum());
                } catch (InterruptedException ie) { }
            }
        }
        else
            System.err.println("Usage: Summation <integer value>"); }
}
```

# Implicit Threading

- Growing in popularity as numbers of threads increase, program correctness more difficult with explicit threads
- Creation and management of threads done by compilers and run-time libraries rather than programmers
- Three methods explored
  - Thread Pools
  - OpenMP
  - Grand Central Dispatch
- Other methods include Microsoft Threading Building Blocks (TBB),  
**java.util.concurrent** package

# Thread Pools

- Create a number of threads in a pool where they await work
- Advantages:
  - Usually slightly faster to service a request with an existing thread than create a new thread
  - Allows the number of threads in the application(s) to be bound to the size of the pool
  - Separating task to be performed from mechanics of creating task allows different strategies for running task
    - i.e.Tasks could be scheduled to run periodically
- Windows API supports thread pools:

```
DWORD WINAPI PoolFunction(AVOID Param) {  
    /*  
    * this function runs as a separate thread.  
    */  
}
```

# OpenMP

- Set of compiler directives and an API for C, C++, FORTRAN
- Provides support for parallel programming in shared-memory environments
- Identifies **parallel regions** – blocks of code that can run in parallel

```
#pragma omp parallel
```

Create as many threads as there are cores

```
#pragma omp parallel for  
for (i=0; i<N; i++) {  
    c[i] = a[i] + b[i];  
}
```

Run for loop in parallel

```
#include <omp.h>  
#include <stdio.h>  
  
int main(int argc, char *argv[])  
{  
    /* sequential code */  
  
    #pragma omp parallel  
    {  
        printf("I am a parallel region.");  
    }  
  
    /* sequential code */  
  
    return 0;  
}
```

# Grand Central Dispatch

- Apple technology for Mac OS X and iOS operating systems
- Extensions to C, C++ languages, API, and runtime library
- Allows identification of parallel sections
- Manages most of the details of threading
- Block is in “`^{} - ^{ printf("I am a block"); }`”
- Blocks placed in dispatch queue
  - Assigned to available thread in thread pool when removed from queue

# Grand Central Dispatch

- Two types of dispatch queues:
  - serial – blocks removed in FIFO order, queue is per process, called **main queue**
    - Programmers can create additional serial queues within program
  - concurrent – removed in FIFO order but several may be removed at a time
    - Three system wide queues with priorities low, default, high

```
dispatch_queue_t queue = dispatch_get_global_queue  
    (DISPATCH_QUEUE_PRIORITY_DEFAULT, 0);  
  
dispatch_async(queue, ^{ printf("I am a block."); });
```

# Threading Issues

- Semantics of **fork()** and **exec()** system calls
- Signal handling
  - Synchronous and asynchronous
- Thread cancellation of target thread
  - Asynchronous or deferred
- Thread-local storage
- Scheduler Activations

# Semantics of `fork()` and `exec()`

- Does **`fork()`** duplicate only the calling thread or all threads?
  - Some UNIXes have two versions of `fork`
- **`exec()`** usually works as normal – replace the running process including all threads



# Signal Handling

- **Signals** are used in UNIX systems to notify a process that a particular event has occurred.
- A **signal handler** is used to process signals
  - Signal is generated by a particular event
  - Signal is delivered to a process
  - Signal is handled by one of two signal handlers:
    - default
    - user-defined
- Every signal has **default handler** that kernel runs when handling signal
  - **User-defined signal handler** can override default
  - For single-threaded, signal delivered to process

# Signal Handling (Cont.)

- Where should a signal be delivered for multi-threaded?
  - Deliver the signal to the thread to which the signal applies
  - Deliver the signal to every thread in the process
  - Deliver the signal to certain threads in the process
  - Assign a specific thread to receive all signals for the process

# Thread Cancellation

- Terminating a thread before it has finished
- Thread to be canceled is **target thread**
- Two general approaches:
  - **Asynchronous cancellation** terminates the target thread immediately
  - **Deferred cancellation** allows the target thread to periodically check if it should be cancelled
- Pthread code to create and cancel a thread:

```
pthread_t tid;

/* create the thread */
pthread_create(&tid, 0, worker, NULL);

. . .

/* cancel the thread */
pthread_cancel(tid);
```

# Thread Cancellation (Cont.)

- Invoking thread cancellation requests cancellation, but actual cancellation depends on thread state

Mode	State	Type
Off	Disabled	–
Deferred	Enabled	Deferred
Asynchronous	Enabled	Asynchronous

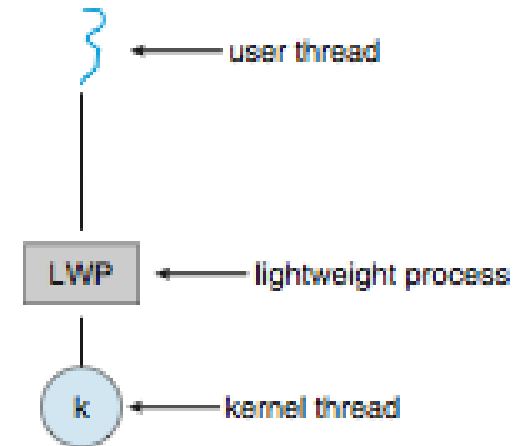
- If thread has cancellation disabled, cancellation remains pending until thread enables it
- Default type is deferred
  - Cancellation only occurs when thread reaches **cancellation point**
    - I.e. `pthread_testcancel()`
    - Then **cleanup handler** is invoked
- On Linux systems, thread cancellation is handled through signals

# Thread-Local Storage

- **Thread-local storage (TLS)** allows each thread to have its own copy of data
- Useful when you do not have control over the thread creation process (i.e., when using a thread pool)
- Different from local variables
  - Local variables visible only during single function invocation
  - TLS visible across function invocations
- Similar to **static** data
  - TLS is unique to each thread

# Scheduler Activations

- Both M:M and Two-level models require communication to maintain the appropriate number of kernel threads allocated to the application
- Typically use an intermediate data structure between user and kernel threads – **lightweight process (LWP)**
  - Appears to be a virtual processor on which process can schedule user thread to run
  - Each LWP attached to kernel thread
  - How many LWPs to create?
- Scheduler activations provide **upcalls** - a communication mechanism from the kernel to the **upcall handler** in the thread library
- This communication allows an application to maintain the correct number kernel threads



# Operating System Examples

- Windows Threads
- Linux Threads

# Windows Threads

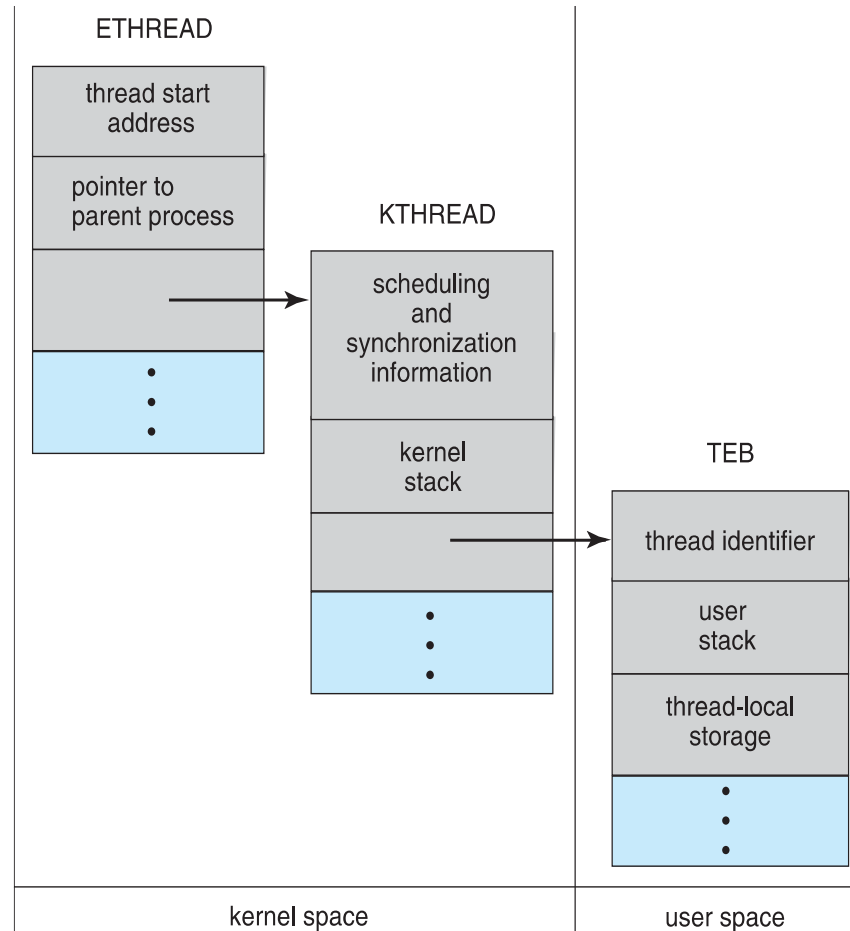
- Windows implements the Windows API
  - primary API for Win 98, Win NT, Win 2000, Win XP, and Win 7
- Implements the one-to-one mapping, kernel-level
- Each thread contains
  - A thread id
  - Register set representing state of processor
  - Separate user and kernel stacks for when thread runs in user mode or kernel mode
  - Private data storage area used by run-time libraries and dynamic link libraries (DLLs)
- The register set, stacks, and private storage area are known as the **context** of the thread



# Windows Threads (Cont.)

- The primary data structures of a thread include:
  - ETHREAD (executive thread block) – includes pointer to process to which thread belongs and to KTHREAD, in kernel space
  - KTHREAD (kernel thread block) – scheduling and synchronization info, kernel-mode stack, pointer to TEB, in kernel space
  - TEB (thread environment block) – thread id, user-mode stack, thread-local storage, in user space

# Windows Threads Data Structures



# Linux Threads

- Linux refers to them as **tasks** rather than **threads**
- Thread creation is done through **clone()** system call
- **clone()** allows a child task to share the address space of the parent task (process)
  - Flags control behavior

flag	meaning
CLONE_FS	File-system information is shared.
CLONE_VM	The same memory space is shared.
CLONE_SIGHAND	Signal handlers are shared.
CLONE_FILES	The set of open files is shared.

- **struct task\_struct** points to process data structures (shared or unique)