

## CMSC 420: Lecture 7 AVL Trees

**Balanced Binary Trees:** The binary search trees described in the previous lecture are easy to implement, but they suffer from the fact that if nodes are inserted in a poor order (e.g., increasing or decreasing) then the height of the tree can be much higher than the ideal height of  $O(\log n)$ . This raises the question of whether we can design a binary search tree that is *guaranteed* to have  $O(\log n)$  height, irrespective of the order of insertions and deletions.

Today we will consider the oldest, and perhaps best known example of such a data structure is the famous AVL tree, which was discovered way back in 1962 by G. Adelson-Velskii and E. Landis (and hence the name “AVL”).

**AVL Trees:** AVL tree’s are height-balanced binary search trees. In an absolutely ideal height-balanced tree, the two children of any internal node would have equal heights, but it is not generally possible to achieve this goal while efficiently processing insertions and deletions. The most natural relaxation of this condition is expressed in the following invariant:

**AVL balance condition:** For every node in the tree, the absolute difference in the heights of its left and right subtrees is at most 1.

**AVL Tree:** A binary search tree that satisfies the AVL balance condition.

For any node  $v$  of the tree, let  $\text{height}(v)$  denote the height of the subtree rooted at  $v$  (shown in blue in Fig. 1(a)). It will be convenient to define the height of an empty tree (that is, a null pointer) to be  $-1$ .<sup>1</sup> Define the *balance factor* of  $v$ , denoted  $\text{balance}(v)$  to be

$$\text{balance}(v) = \text{height}(v.\text{right}) - \text{height}(v.\text{left})$$

(see Fig. 1(b)). The AVL balance condition is equivalent to the requirement that  $\text{balance}(v) \in \{-1, 0, +1\}$  for all nodes  $v$  of the tree. (Thus, Fig. 1(b) is an AVL tree, but the tree of Fig. 1(c) is not because node 10 has a balance factor of  $+2$ .) If  $\text{balance}(v) < -1$ , we say that the subtree is *left heavy* and if  $\text{balance}(v) > +1$ , we say that the subtree is *right heavy*.

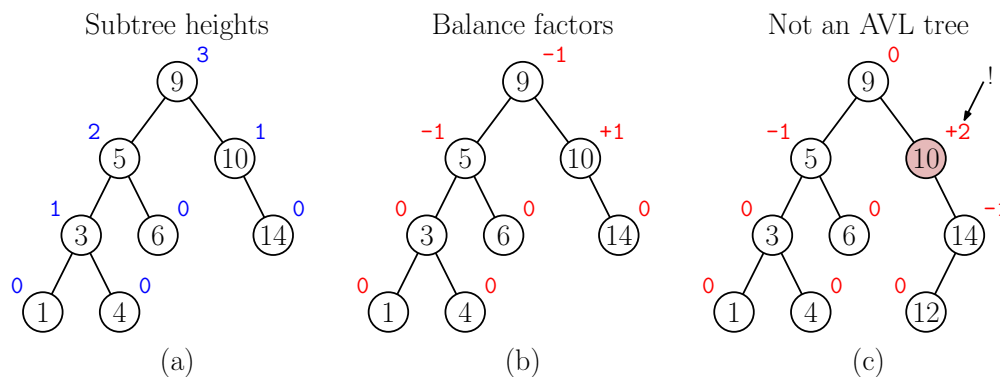


Fig. 1: AVL-tree balance condition.

---

<sup>1</sup>Why not zero? Well, we already defined the height of leaves to be zero, and we need to distinguish these two.

**Worst-case Height:** Before discussing how we maintain this balance condition we should consider the question of whether this condition is strong enough to guarantee that the height of an AVL tree with  $n$  nodes is  $O(\log n)$ . Interestingly, the famous Fibonacci numbers  $(0, 1, 1, 2, 3, 5, 8, \dots)$  will arise in the analysis. Recall that for  $h \geq 0$ , the  $h$ th *Fibonacci number*, denoted  $F_h$  is defined by the following recurrence:

$$F_0 = 0, \quad F_1 = 1, \quad \text{and} \quad F_h = F_{h-1} + F_{h-2}, \quad \text{for } h \geq 2.$$

An important and well-known property of the Fibonacci numbers is that they grow exponentially. In particular,  $F_h \approx \varphi^h / \sqrt{5}$ , where  $\varphi = (1 + \sqrt{5})/2 \approx 1.618$  is the famous *Golden Ratio*.<sup>2</sup>

**Lemma:** An AVL tree of height  $h \geq 0$  has  $\Omega(\varphi^h)$  nodes, where  $\varphi = (1 + \sqrt{5})/2$ .

**Proof:** For  $h \geq 0$ , let  $N(h)$  denote the minimum possible number of nodes in binary tree of height  $h$  that satisfies the AVL balance condition. We will prove that  $N(h) = F_{h+3} - 1$  (see Fig. 2). The result will then follow from the fact that  $F_{h+3} \approx \varphi^{h+3} / \sqrt{5}$ , which is equal to  $\varphi^h$  up to constant factors (since  $\varphi$  itself is a constant).

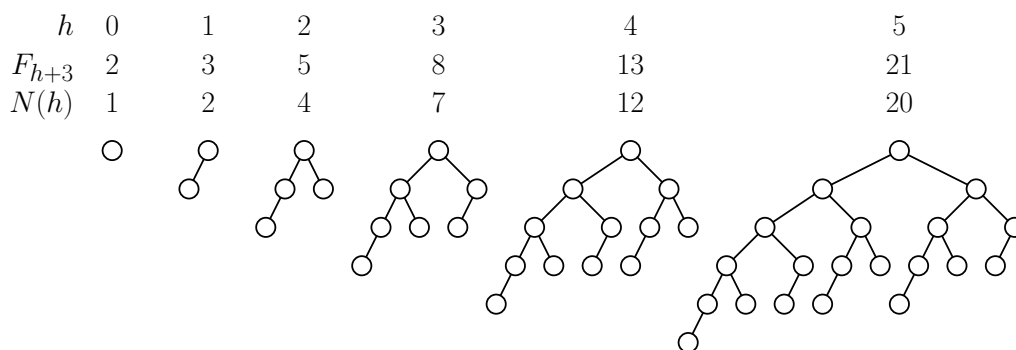


Fig. 2: Minimal AVL trees and Fibonacci numbers.

Our proof is by induction on  $h$ . First, observe that a tree of height zero consists of a single root node, so  $N(0) = 1$ . Also, the smallest possible AVL tree of height one consists of a root and a single child, so  $N(1) = 2$ . By definition of the Fibonacci numbers, we have  $F_{0+3} = 2$  and  $F_{1+3} = 3$ , and thus  $N(i) = F_{i+3} - 1$ , for these two basis cases.

For  $h \geq 2$ , let  $h_L$  and  $h_R$  denote the heights of the left and right subtrees, respectively. Since the tree has height  $h$ , one of the two subtrees must have height  $h - 1$ , say,  $h_L$ . To minimize the overall number of nodes, we should make the other subtree as short as possible. By the AVL balance condition, this implies that  $h_R = h - 2$ . Adding a +1 for the root, we have  $N(h) = 1 + N(h - 1) + N(h - 2)$ . We may apply our induction hypothesis to conclude that

$$\begin{aligned} N(h) &= 1 + N(h - 1) + N(h - 2) = 1 + (F_{h+2} - 1) + (F_{h+1} - 1) \\ &= F_{h+2} + F_{h+1} - 1 = F_{h+3} - 1, \end{aligned}$$

as desired.

---

<sup>2</sup>Here is a sketch of a proof. Let us conjecture that  $F_h \approx \varphi^h$  for some constant  $\varphi$ . Since the function grows very (exponentially) fast, we may ignore the tiny contribution of the +1 in the definition for large  $h$ . Substituting our conjectured value for  $F_h$  into the above recurrence, we find the  $\varphi$  satisfies  $\varphi^h = \varphi^{h-1} + \varphi^{h-2}$ . Removing the common factor of  $\varphi^{h-2}$ , we have  $\varphi^2 = \varphi + 1$ , that is,  $\varphi^2 - \varphi - 1 = 0$ . This is a quadratic equation, and by applying the quadratic formula, we conclude that  $\varphi = (1 + \sqrt{5})/2$ .

**Corollary:** An AVL tree with  $n$  nodes has height  $O(\log n)$ .

**Proof:** Let  $\lg$  denote logarithm base 2. From the above lemma, up to constant factors we have  $n \geq \varphi^h$ , which implies that  $h \leq \log_\varphi n = \lg n / \lg \varphi$ . Since  $\varphi > 1$  is a constant, so is  $\lg \varphi$ . Therefore,  $h$  is  $O(\log n)$ . (If you work through the math, the actual bound on the height is roughly  $1.44 \lg n$ . In other words, in the worst case, an AVL tree is suboptimal with respect to height by a factor of at most 1.44)

Since the height of the AVL tree is  $O(\log n)$ , it follows that the `find` operation takes this much time. All that remains is to show how to perform insertions and deletions in AVL trees, and how to restore the AVL balance condition efficiently after each insertion or deletion.

**Rotation:** In order to maintain the tree's balance, we will employ a simple operation that locally modifies subtree heights, while preserving the tree's inorder properties. This operation is called *rotation*. It comes in two symmetrical forms, called a *right rotation* and a *left rotation* (see Fig. 3(a) and (b)).

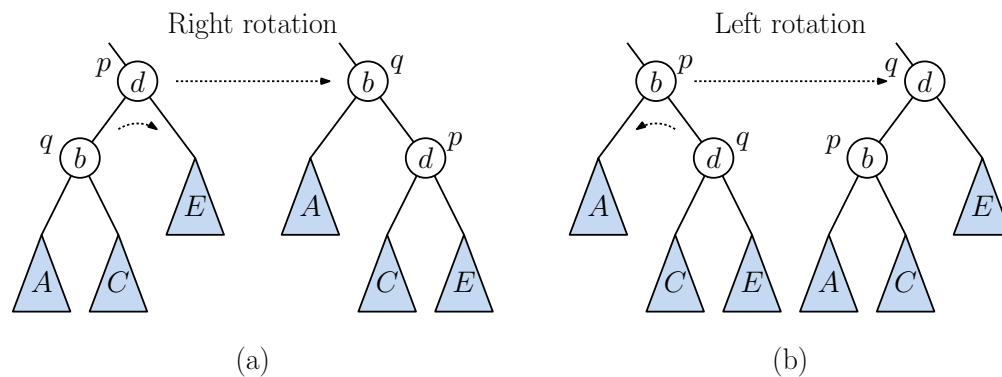


Fig. 3: (Single) Rotations. (Triangles denote subtrees, which may be null.)

We have intentionally labeled the elements of Fig. 3 to emphasize the fact that the inorder properties of the tree are preserved. That is,  $A < b < C < d < E$ . The code fragment below shows how to apply a right and left rotations to a node  $p$ , to a generic node of a binary search tree, `BSTNode`. As has been our practice, we return a pointer to the modified subtree (in order to modify the child link pointing into this subtree).

Binary-Tree Rotations

```

BSTNode rotateRight(BSTNode p) { // right rotation at p
    BSTNode q = p.left;
    p.left = q.right;
    q.right = p;
    return q;
}

BSTNode rotateLeft(BSTNode p) { ... symmetrical ... }

```

Unfortunately, a single rotation is not always sufficient to rectify a node that is out of balance. To see why, observe that the single rotation does not alter the height of subtree  $C$ . If it is too heavy, we need to do something else to fix matters. This is done by combining

two rotations, called a *double rotation*. They come in two forms, *left-right rotation* and *right-left rotation* (Fig. 4). To help remember the name, note that the left-right rotation, called `rotateLeftRight(p)`, is equivalent to performing a left rotation to the `p.left` (labeled  $b$  in Fig. 4(a)) followed by a right rotation to  $p$  (labeled  $d$  in Fig. 4(a)). The right-left rotation is symmetrical (see Fig. 4(b)).

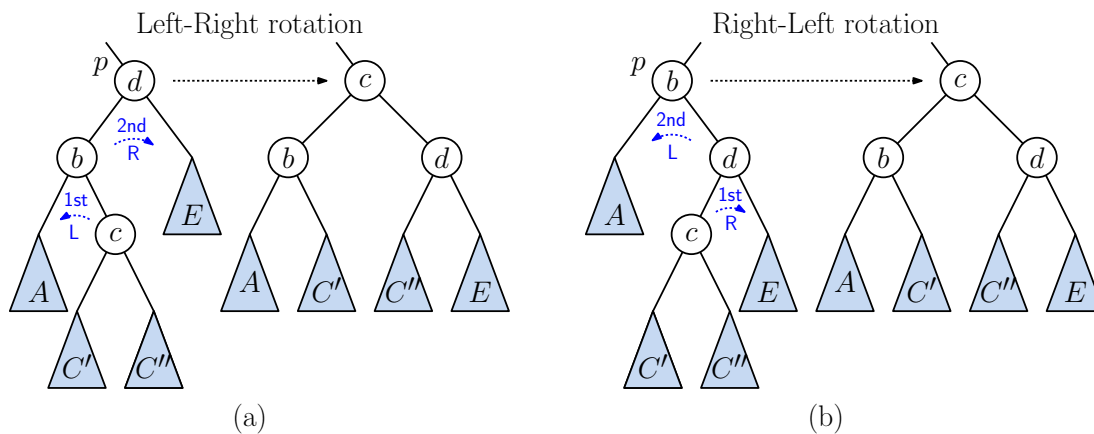


Fig. 4: Double rotations (`rotateLeftRight(p)` and `RotateRightLeft(p)`).

**Insertion:** The insertion routine for AVL trees starts exactly the same as the insertion routine for standard (unbalanced) binary search trees. In particular, we search for the key and insert a new node at the point that we fall out of the tree. After the insertion of the node, we must update the subtree heights, and if the AVL balance condition is violated at any node, we then apply rotations as needed to restore the balance.

The manner in which rotations are applied depends on the nature of the imbalance. An insertion results in the addition of a new leaf node, and so the balance factors of the ancestors can be altered by at most  $\pm 1$ . Suppose that after the insertion, we find that some node has a balance factor of  $-2$ . For concreteness, let us consider the naming of the nodes and subtrees shown in Fig. 5, and let the node in question be  $d$ . Note that this node must be along the search path for the inserted node, since these are the only nodes whose subtree heights may have changed. Clearly,  $d$ 's left subtree, is too deep relative to  $d$ 's right subtree  $E$ . Let  $b$  denote the root of  $d$ 's left subtree.

At this point there are two cases to consider. Either  $b$ 's left child is deeper or its right child is deeper. (The subtree that is deeper will be the one into which the insertion took place.)

**Left-left heavy:** Let's first consider the case where the insertion took place in the subtree  $A$  (see Fig. 5(b)). In this case, we can restore balance by performing a right rotation at node  $d$ . This operation pulls the deep subtree  $A$  up by one level, and it pushes the shallow subtree  $E$  down by one level (see Fig. 5(c)). Observe that the depth of subtree  $C$  is unaffected by the operation. It follows that the balance factors of the resulting subtrees rooted at  $b$  and  $d$  are now both zero. The AVL balance condition is satisfied by all nodes, and we are in good shape.

**Left-right heavy:** Next, we consider the case where the insertion occurs within subtree  $C$  (see Fig. 6(b)). As observed earlier, the rotation at  $d$  does not alter  $C$ 's depth, so we will need to do something else to fix this case. Let  $c$  be the root of the subtree  $C$ , and

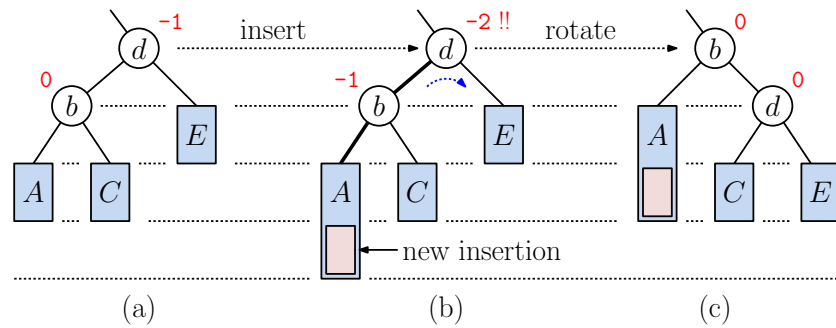


Fig. 5: Restoring balance after insertion through a single rotation.

let  $C'$  and  $C''$  be its two subtrees (either of these might be null). The insertion took place into either  $C'$  or  $C''$ . (We don't care which, but the "?" in the figure indicate our uncertainty.) We restore balance by performing two rotations, first a left rotation at  $b$  and then a right rotation at  $d$  (see Fig. 6(c)). This *double rotation* has the effect of moving the subtree  $E$  down one level, leaving  $A$ 's level unchanged, and pulling both  $C'$  and  $C''$  up by one level.

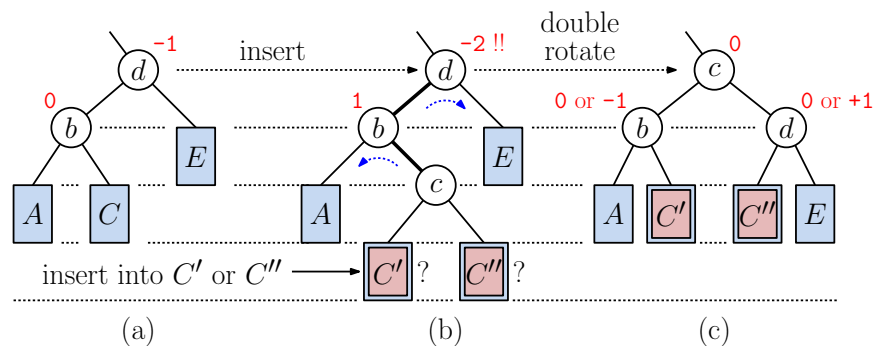


Fig. 6: Restoring balance after insertion through a double rotation.

The balance factors at nodes  $b$  and  $d$  will depend on whether the insertion took place into  $C'$  or  $C''$ , but irrespective of which, they will be in the range from  $-1$  to  $+1$ . The balance factor at the new root node  $c$  is now  $0$ . So, again we are all good with respect to the AVL balance condition.

**Insertion Implementation:** The entire insertion procedure for AVL trees is shown in the following code fragment. It starts with a few utilities. We assume that we store the height of each node in a field `p.height`, which contains the height of the subtree rooted at this node. We define a utility function `height(p)`, which returns `p.height` if  $p$  is non-null and  $-1$  otherwise. Based on this we provide a utility function `updateHeight`, which is used for updating the height's of nodes (assuming that their children's heights are properly computed). We also provide a utility for computing balance factors and the rotation functions. We omit half of the rotation functions since they are symmetrical, just with left and right swapped.

An interesting feature of the insertion algorithm (which is not at all obvious) is that whenever rebalancing is required, the height of the modified subtree is the same as it was before the insertion. This implies that no further rotations are required. (This is not the case for deletion, however.)

## AVL Tree Utilities and Insertion

---

```

int height(AvlNode p) { return p == null ? -1 : p.height; }
void updateHeight(AvlNode p) { p.height = 1 + max(height(p.left), height(p.right));}
int balanceFactor(AvlNode p) { return height(p.right) - height(p.left); }

AvlNode rotateRight(AvlNode p)          // right single rotation
{
    AvlNode q = p.left;
    p.left = q.right;                    // swap inner child
    q.right = p;                          // bring q above p
    updateHeight(p);                     // update subtree heights
    updateHeight(q);
    return q;                             // q replaces p
}

AvlNode rotateLeft(AvlNode p) { ... symmetrical to rotateRight ... }

AvlNode rotateLeftRight(AvlNode p)     // left-right double rotation
{
    p.left = rotateLeft(p.left);
    return rotateRight(p);
}
AvlNode rotateRightLeft(AvlNode p) { ... symmetrical to rotateLeftRight ... }

AvlNode insert(Key x, Value v, AvlNode p) {
    if (p == null) {                     // fell out of tree; create new node
        p = new AvlNode(x, v, null, null);
    }
    else if (x < p.key) {                 // x is smaller - insert left
        p.left = insert(x, p.left);      // ... insert left
    }
    else if (x > p.key) {                 // x is larger - insert right
        p.right = insert(x, p.right);    // ... insert right
    }
    else throw DuplicateKeyException;    // key already in the tree?
    return rebalance(p);                 // rebalance as needed
}

AvlNode rebalance(AvlNode p) {
    if (p == null) return p;             // null - nothing to do
    if (balanceFactor(p) < -1) {         // left heavy?
        if (height(p.left.left) >= height(p.left.right)) { // left-left heavy?
            p = rotateRight(p);          // fix with single rotation
        }
        else {                           // left-right heavy?
            p = rotateLeftRight(p);      // fix with double rotation
        }
    }
    else if (balanceFactor(p) > +1) {    // right heavy?
        if (height(p.right.right) >= height(p.right.left)) { // right-right heavy?
            p = rotateLeft(p);           // fix with single rotation
        }
        else {                           // right-left heavy?
            p = rotateRightLeft(p);      // fix with double rotation
        }
    }
    updateHeight(p);                     // update p's height
    return p;                             // return link to updated subtree
}

```

---

**Deletion:** After having put all the infrastructure together for rebalancing trees, deletion is actually relatively easy to implement. As with insertion, deletion starts by applying the deletion algorithm for standard (unbalanced) binary search trees. Recall that this breaks into three cases, leaf, single child, and two children. This part of the deletion process is identical to the standard case. The only change is that (as in insertion) we restore balance to the tree by invoking the function `rebalance(p)` just prior to returning from each node (starting with the parent of the replacement node). Even though we design this piece of code to work in the case of insertion, it can be shown that it works just as well for deletion.

In Fig. 7, we illustrate a deletion of a node (from the subtree  $E$ ) which can be remedied by a single rotation. This happens because  $d$  is left heavy following the deletion, and the left child of the left subtree ( $A$ ) is at least as tall as the right child ( $C$ ). (The “?” in our figures illustrate places where the subtree’s height is not fully determined. For this reason, some of the balance factors are listed as “ $x$  or  $y$ ” to indicate the possible options.)

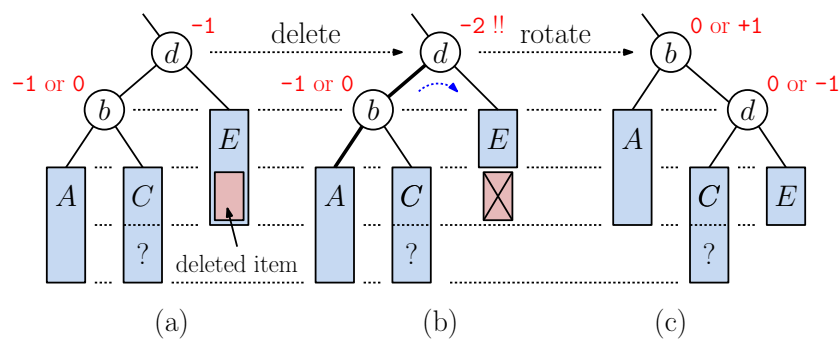


Fig. 7: Restoring balance after deletion with single rotation.

In Fig. 8, we illustrate an instance where a double-rotation is needed. In this case,  $d$  is left heavy following the deletion, but the left-right subtree ( $C$ ) is strictly taller than the left subtree ( $A$ ).

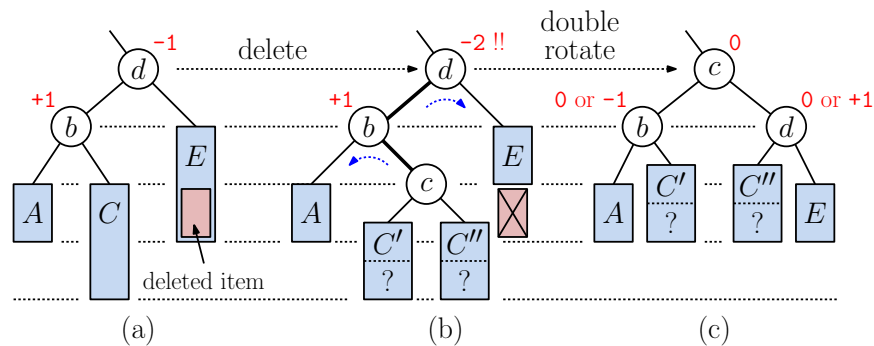


Fig. 8: Restoring balance after deletion with double rotation.

Note that in the case of the double rotation, the height of the entire tree rooted at  $d$  has decreased by 1. This means that further ancestors need to be checked for the balance condition. Unlike insertion, where at most one rebalancing operation is needed, deletion could result in a cascade of  $O(\log n)$  rebalancing operations.