



LifeFlow:

Understanding Millions
of Event Sequences
in a Million Pixels

Krist Wongsuphasawat
John Alexis Guerra Gómez
Hsueh-Chien Cheng
*Aaron Zach Hettinger
Catherine Plaisant
Ben Shneiderman

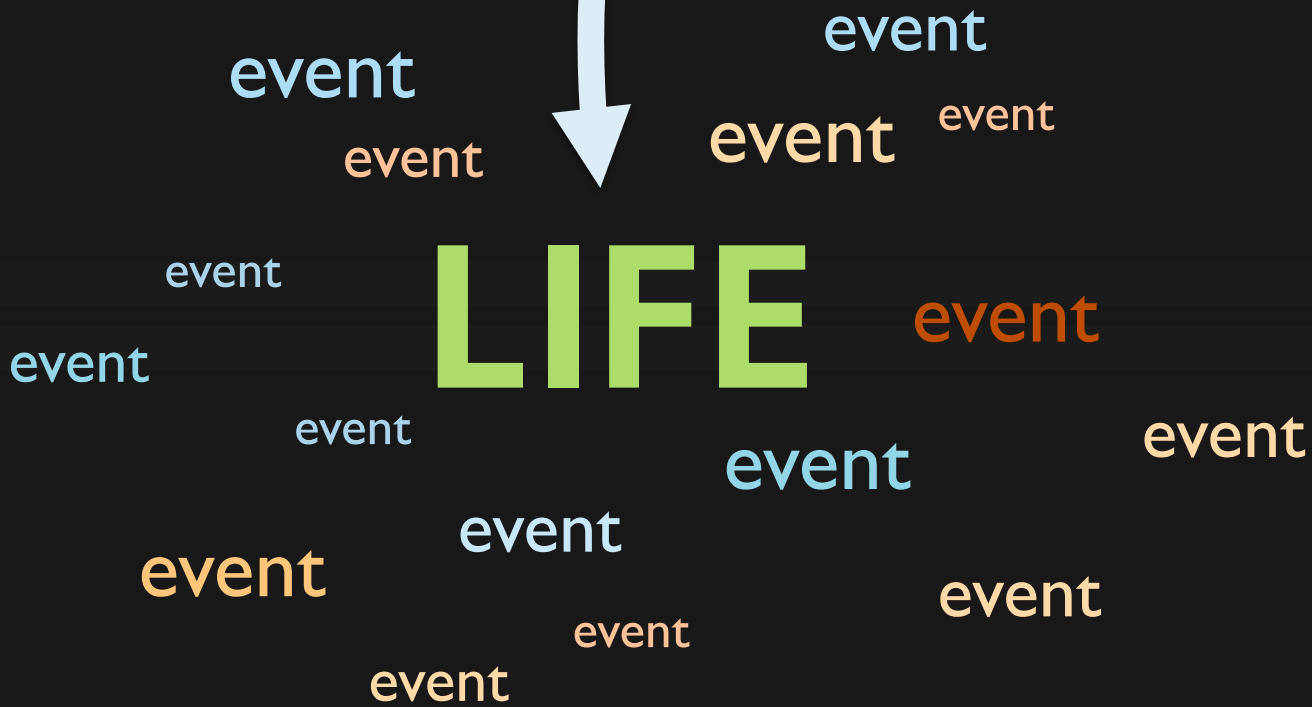
Human-Computer Interaction Lab
University of Maryland

*Washington Hospital Center

28th HCIL Symposium
May 25, 2011

<http://www.cs.umd.edu/hcil/lifeFlow>





Time Event type



(7:00 am, Wake up)

event

event

event

event

event

event

event

LIFE

event

event

event

event

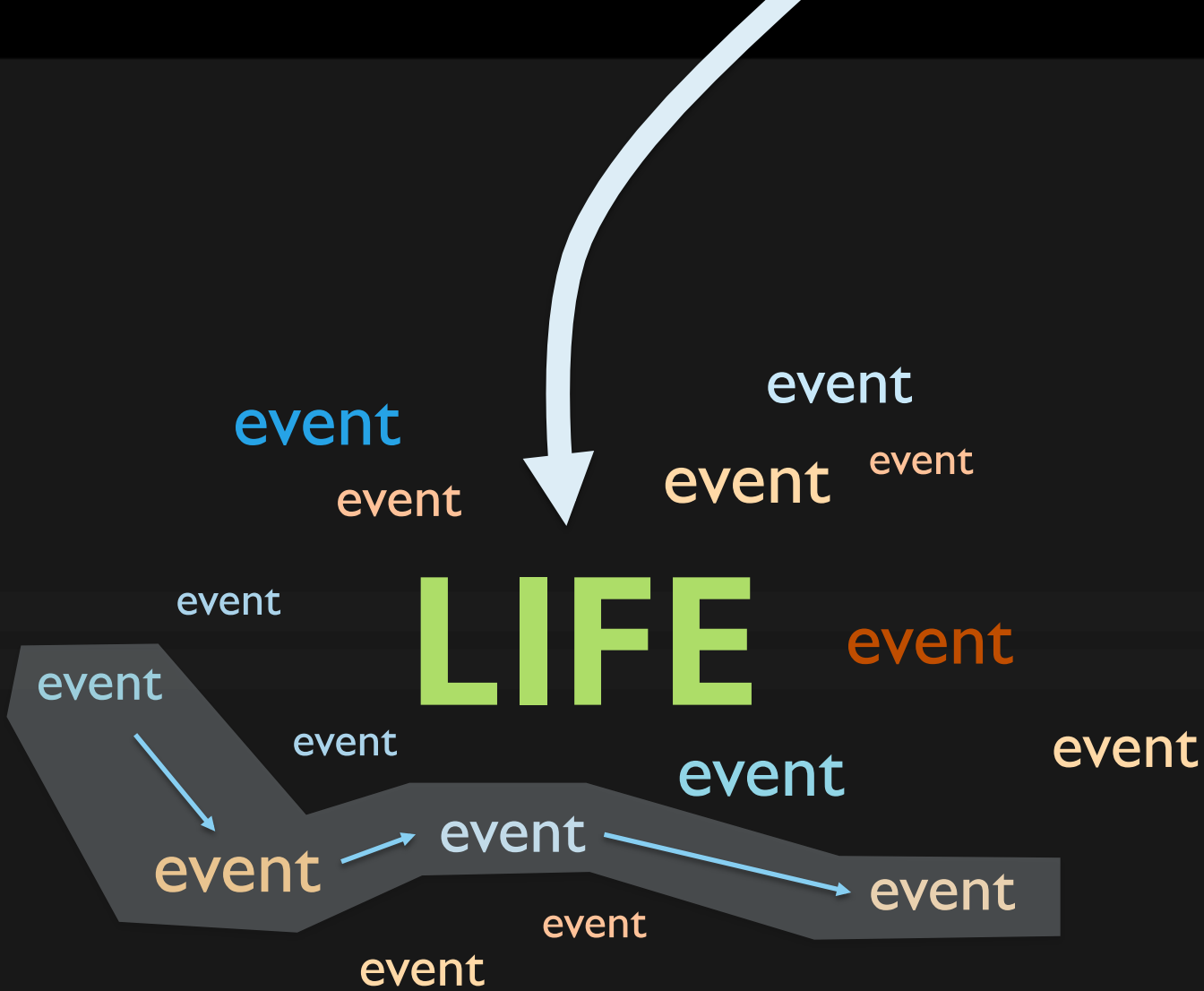
event

event

event

event

event



“Event Sequence”

Human Activities



(7:00 am, Wake up)



(7:10 am, Shower)



(7:30 am, Breakfast)

Traffic Incidents Logs



(9:30 am, Notification)



(9:55 am, Units arrived)



(10:30 am, Scene cleared)

Event Sequences



Human Activities



Electronic Health Records



Traffic Incident Logs



Usability Study Logs



Web logs

and more...









Physicians at Washington Hospital Center



Electronic Health Records

- E.g. patient transfers in the hospital
- Event types:

	ARRIVAL	Arrive the hospital
	EMERGENCY	Emergency room
	ICU	Intensive Care Unit
	FLOOR	Normal room
	DISCHARGE-ALIVE	Leave the hospital alive
	DIE	Leave the hospital dead

Improve the Quality of Care

Patient ID: 45851733

Patient ID: 45851732

Patient ID: 45851731

1		
1	1	
1	1	
1	1	12/02/2008 14:26 Arrival
1	1	12/02/2008 14:26 Emergency
1	1	12/02/2008 22:44 ICU
1	1	12/05/2008 05:07 Floor
1	1	12/08/2008 10:02 Floor
1	1	12/14/2008 06:19 Discharge

Emergency Department

6,000+

patients per month

Visualizing event sequences

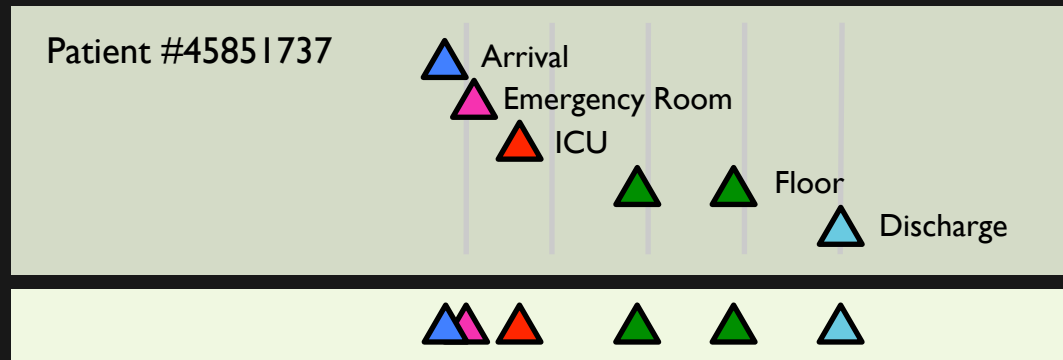
From one event sequence...

- Single record [Cousins91], [Harrison94], [Plaisant98], ...

Patient ID: 45851737		
12/02/2008	14:26	Arrival
12/02/2008	14:26	Emergency
12/02/2008	22:44	ICU
12/05/2008	05:07	Floor
12/08/2008	10:02	Floor
12/14/2008	06:19	Discharge

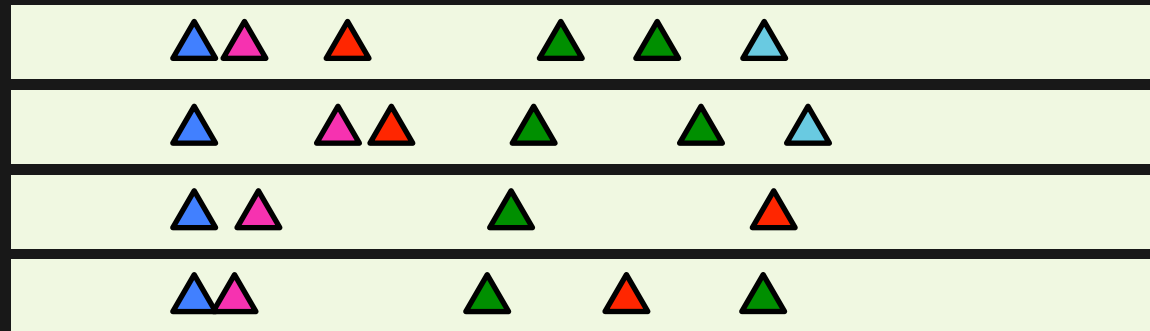


Time →



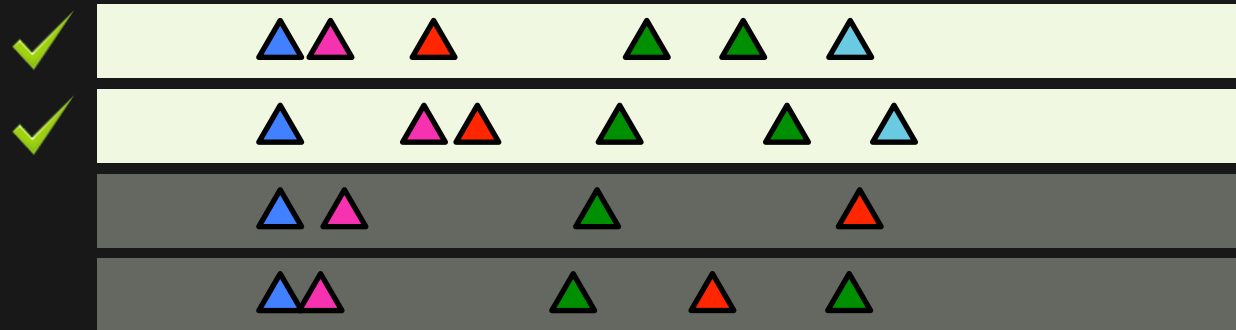
To multiple event sequences...

- Search [Fails06], [Wang08], [Vrotsou09], ...



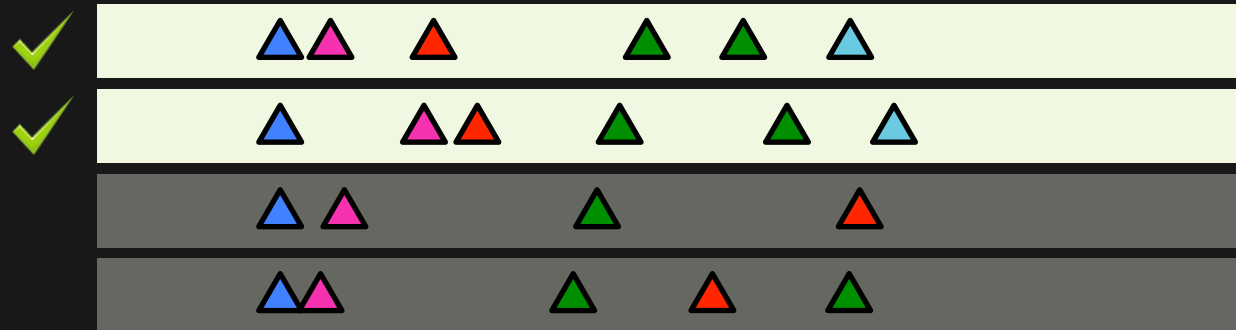
To multiple event sequences...

- Search [Fails06], [Wang08], [Vrotsou09], ...

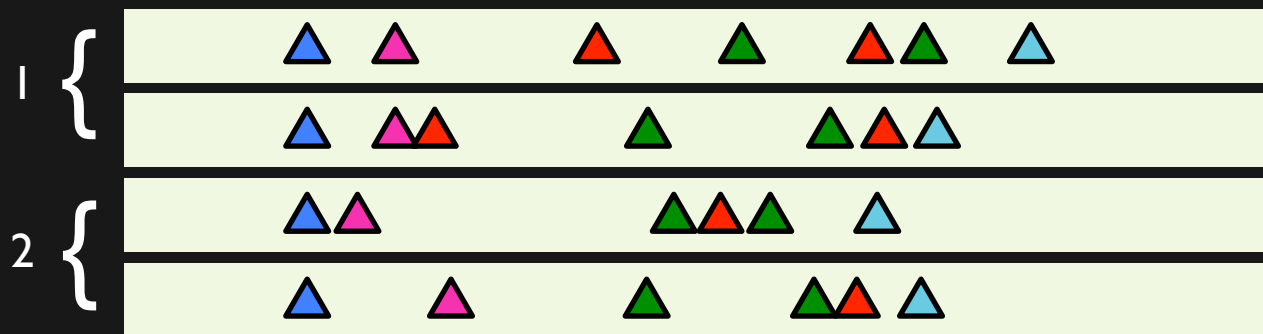


To multiple event sequences...

- Search [Fails06], [Wang08], [Vrotsou09], ...

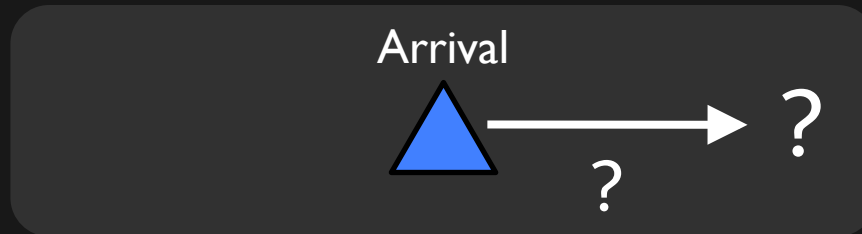


- Group [Phan07], [Burch08], [Wang09], ...

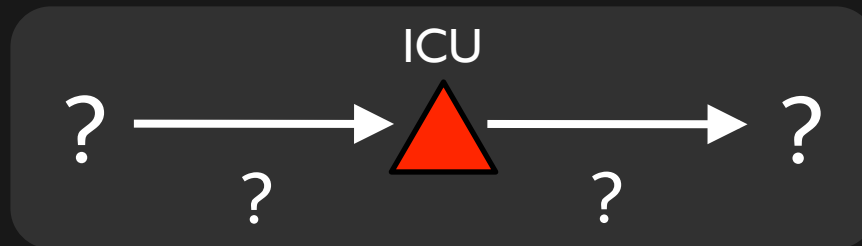


Summarize

e.g. 1) What happened to the patients after they arrived?



2) What happened to the patients before & after ICU?



Overview / Summary

Millions of records

Challenges

- Display millions of records on one screen
 - Limited space (typical monitors)
 - Scalability (millions of records?)
 - Aggregation
- While preserve important information
 - All possible sequences
 - Gap between each pair of events



LIFEFLOW

Picture > 1000 words

LifeFlow > 1000 event sequences



LIFEFLOW

... is novel

... is scalable

... provides the missing overview

... summarizes all possible sequences
and time gap between events

LifeFlow:

Visualizing an Overview
of Event Sequences



VIDEO
LifeFlow Design

LifeFlow:

Visualizing an Overview
of Event Sequences



DEMO
LifeFlow Demonstration

Case Study# 1: Medical

6,000+

patients per month

Improve the Quality of Care

Feedback

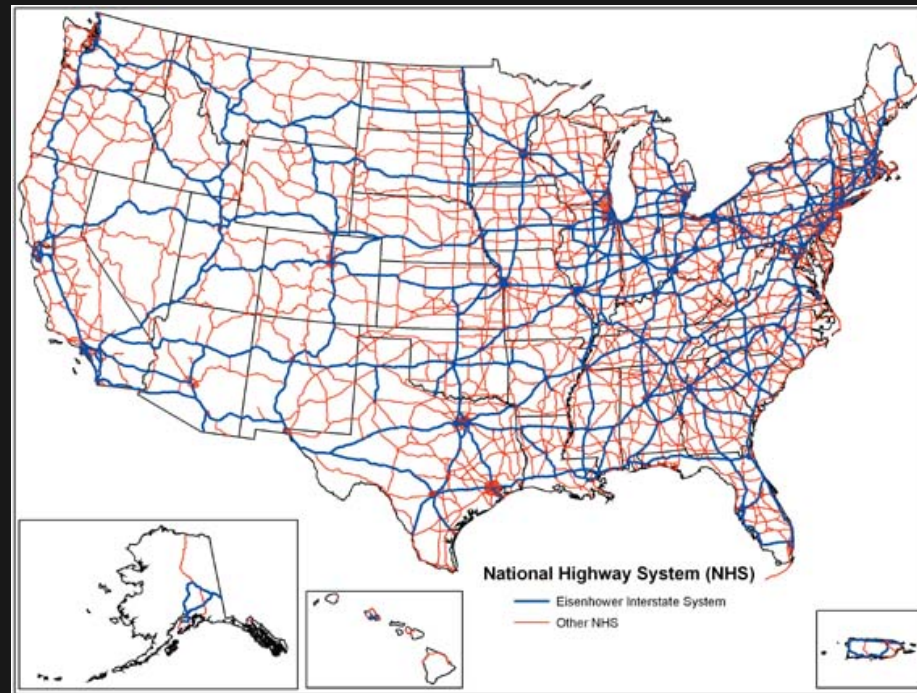
- Big picture + anomalies
- Less worry about query formulation, more time thinking about new questions
- Long-term monitoring

Case Study#2: Transportation

200,000+

traffic incidents

Compare traffic agencies



Measurement Tool

Zoom: 109 Years

Alignment

0 2Y 4Y 6Y 8Y




Measurement Tool

Zoom: 109 Years

Alignment

0 2Y 4Y 6Y 8Y



100 years!



Clean the data.



Data Manager Control

Raw data (CATTLab_003_al...
Showing: 195504/195504 re...

Selected: 0 record

All Remove them
None Remove others

All Overview Timeline

Align Filter

Please specify how to align:

No alignment

1 st Incident notific
from the beginning

All Incident notific

(no advanced option selected)

Advanced Options...

automatic update

Align

Legend Attribute History

- Incident notification
- Incident arrival
- Incident clearance
- Return to normal (Aggregated)
- Incident cleared
- Lane clearance
- Return to normal

Measurement Tool

Navigation arrows Zoom: 1 Hours



Case Study#2: Transportation

200,000+

traffic incidents

Compare traffic agencies

Feedback

- Reveal unexpected sequences
- Identify data errors
- Can ask more questions, faster, and richer



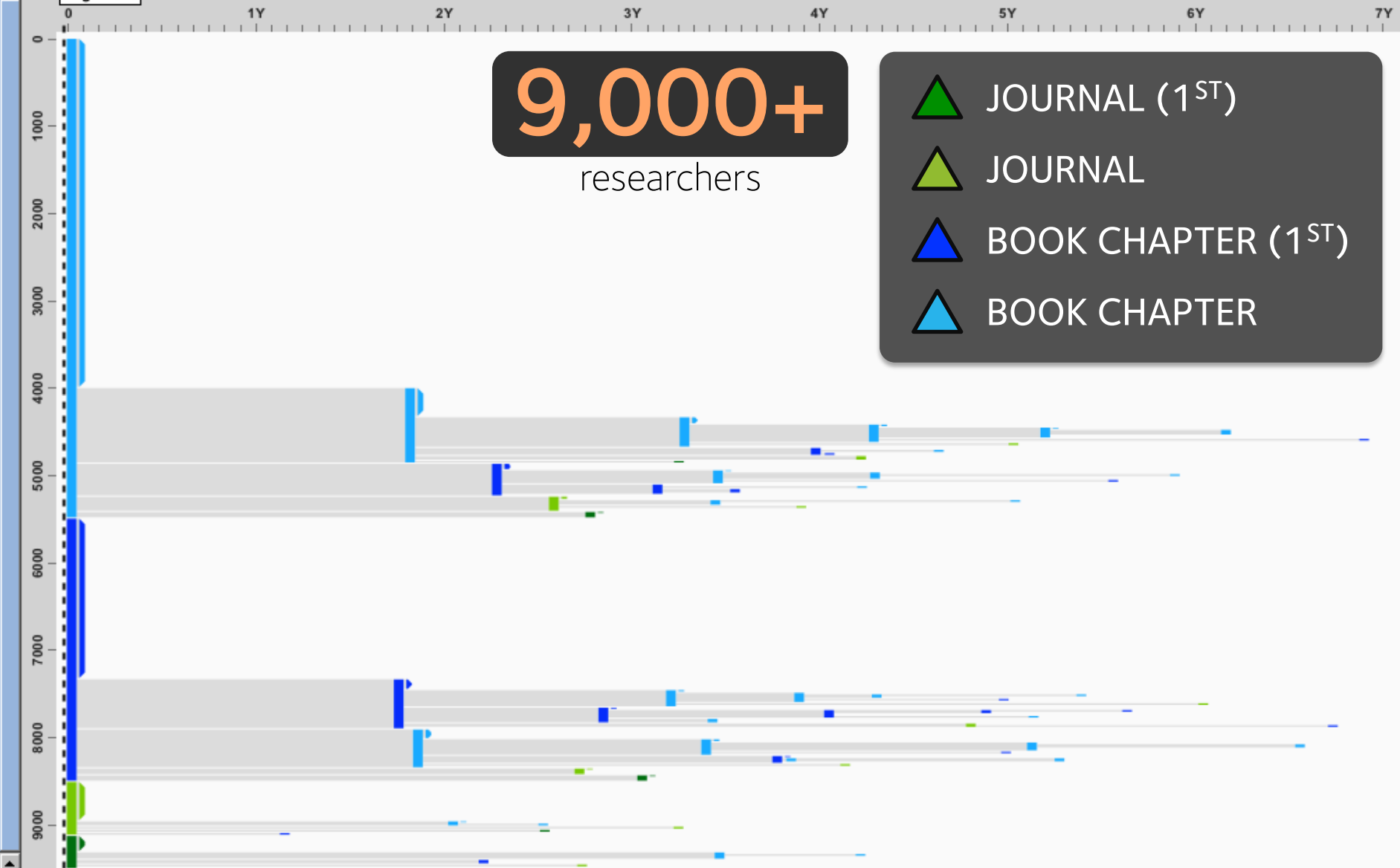
Other Datasets

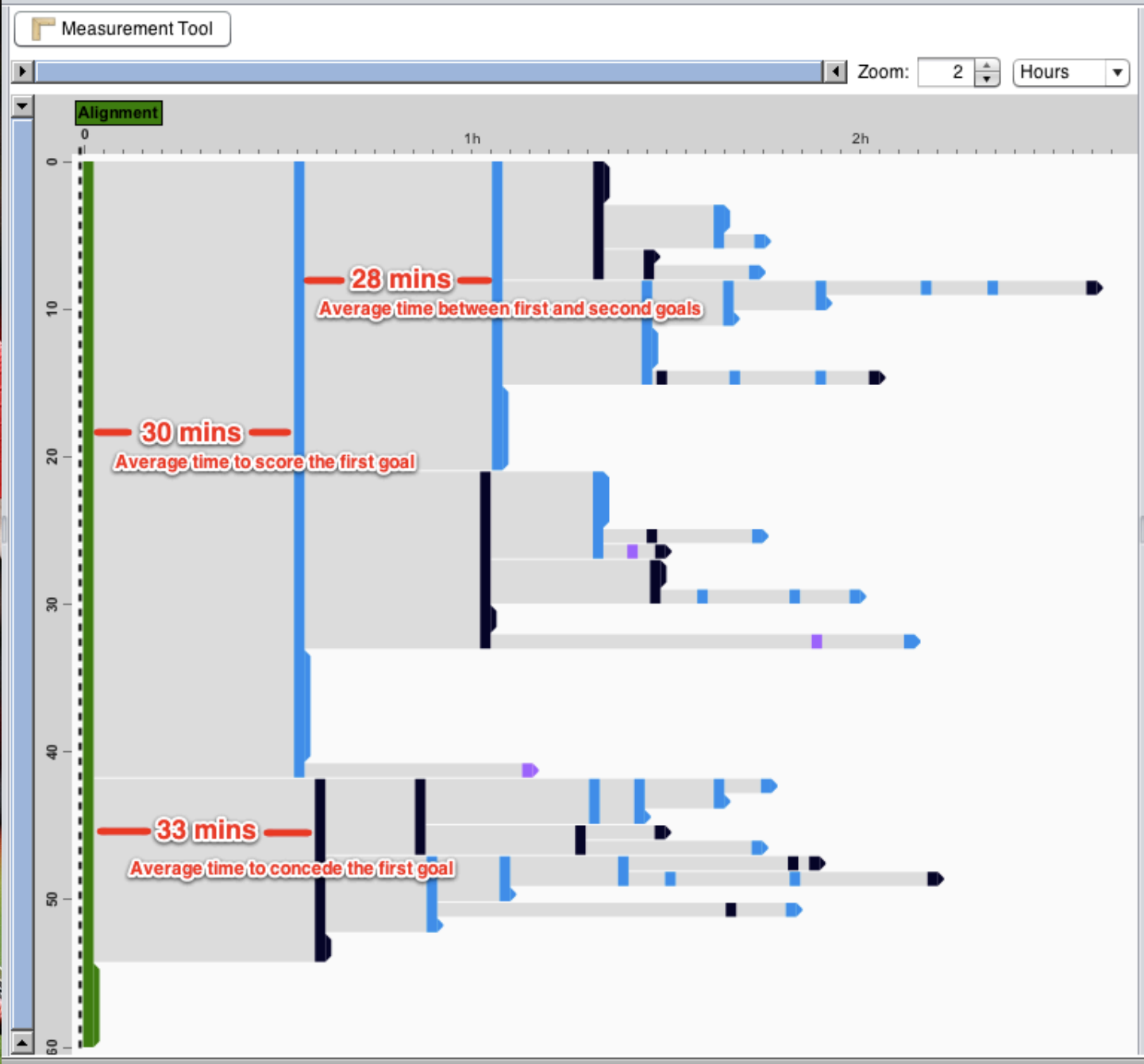
e.g. researchers' publications (from Springer)

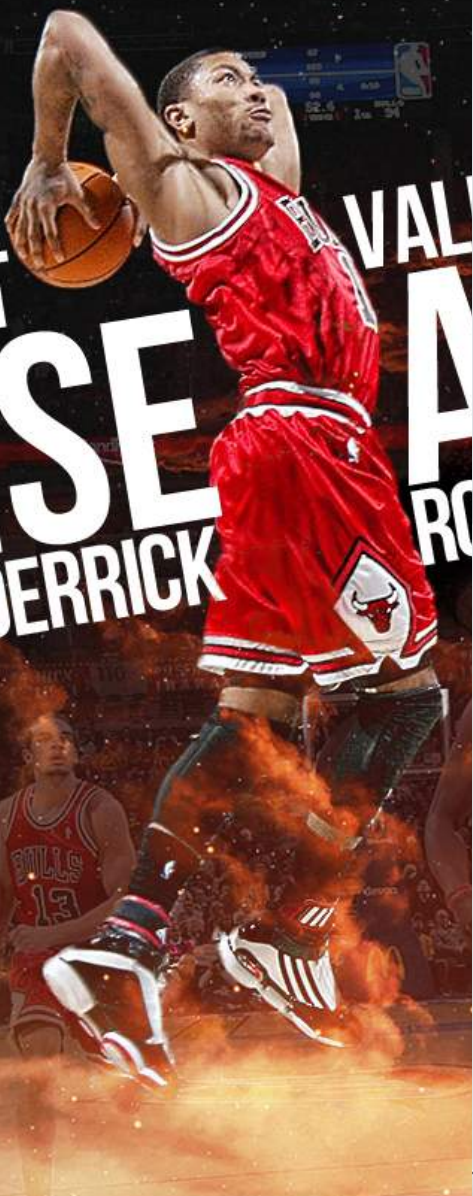
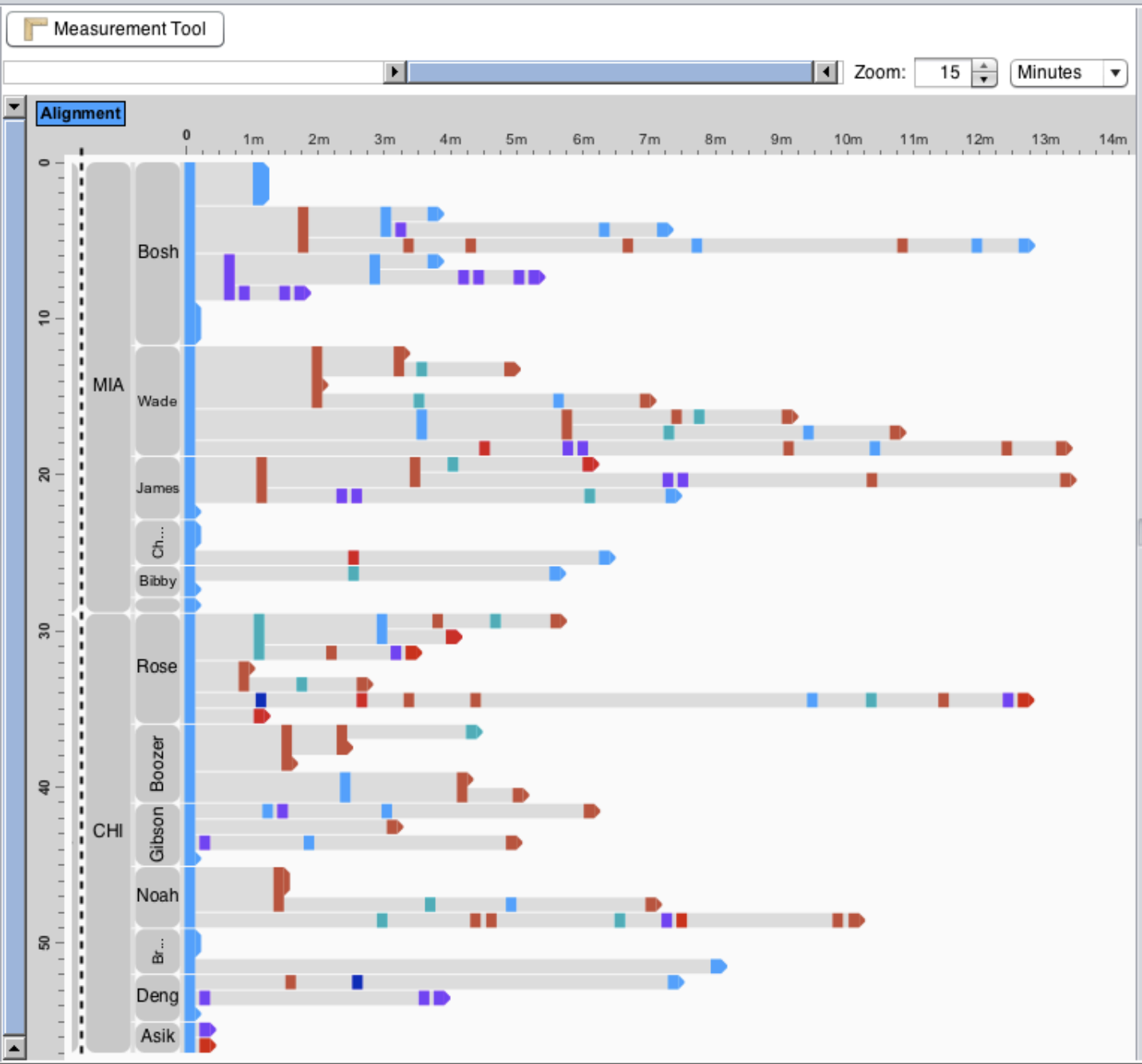
Alignment

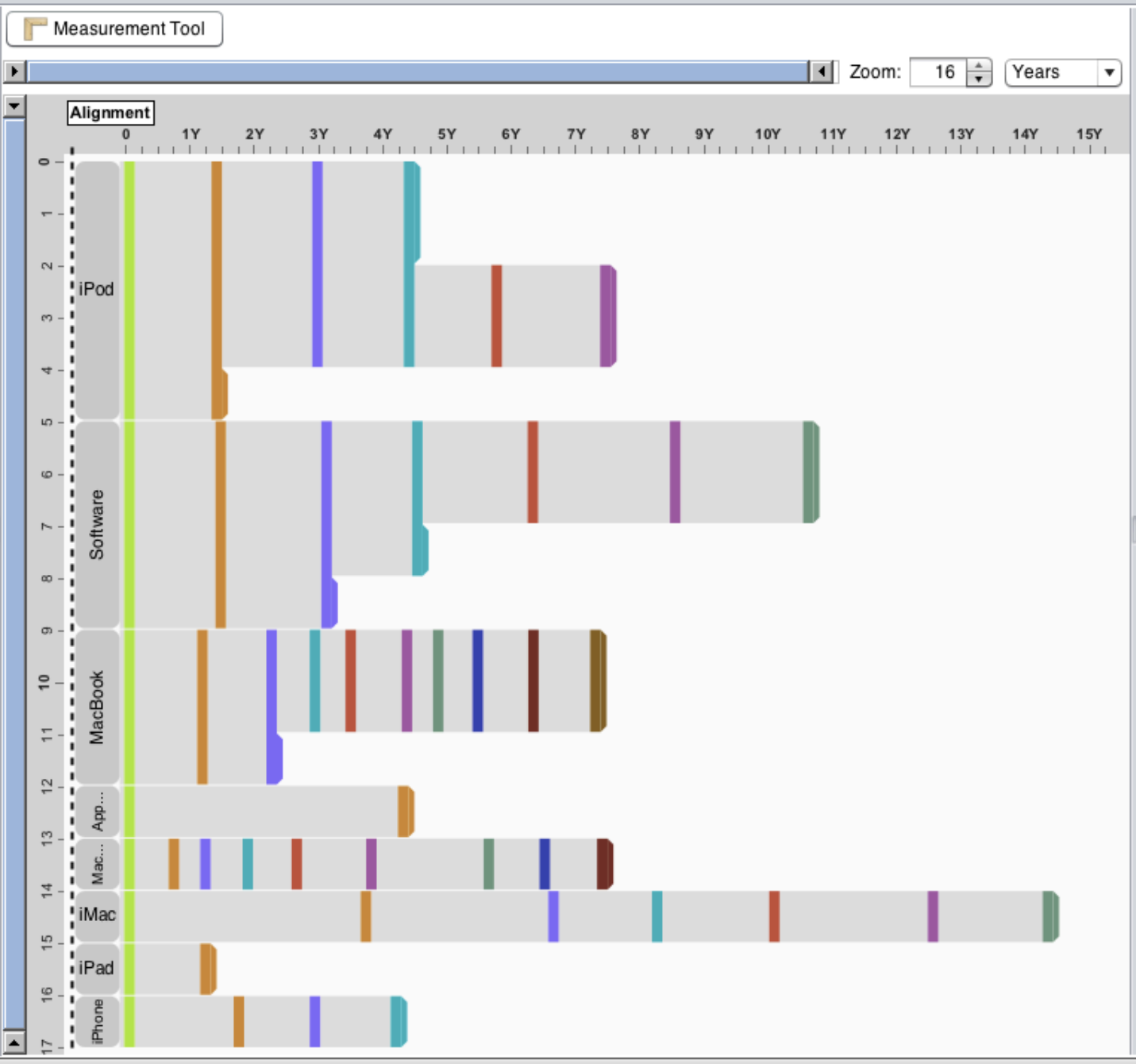
9,000+
researchers

- JOURNAL (1ST)
- JOURNAL
- BOOK CHAPTER (1ST)
- BOOK CHAPTER











DataKitchen

Make your raw data ready to eat

File Task View Help

Pr Map Column ▶ Single-event Per Row...
Handle Empty Cells... Multi-event Per Row... construction...

De-identify...
Categorize...

Instruction

0. Login
1. Map Column <

Preview

ID	Event Type	Date/Time	Annotation
iPhone	1st Versio...	2007-06-...	
iPhone	2nd Versio...	2008-07-...	
iPhone	3rd Versio...	2009-06-...	
iPhone	4th Versio...	2010-06-...	
iPhone	5th Versio...		
iPhone	6th Versio...		
iPhone	7th Versio...		
iPhone	8th Versio...		
iPhone	9th Versio...		
iPhone	10th Versi...		
iPhone	11th Versi...		
iPhone	12th Versi...		
iPhone	13th Versi...		
iPhone	14th Versi...		
iPhone	15th Versi...		
iPhone	16th Versi...		
iPhone	17th Versi...		
iPhone	18th Versi...		
iPhone	19th Versi...		
iPhone	20th Versi...		
iPod Classic	1st Versio...	2001-10-...	
iPod Classic	2nd Versio...	2002-07-...	
iPod Classic	3rd Versio...	2003-04-...	
iPod Classic	4th Versio...	2004-07-...	
iPod Classic	5th Versio...	2005-10-...	
iPod Classic	6th Versio...	2007-09-...	

Preview: 17 / 17 row(s) loaded

Take away messages

- Life is full of event sequences.



- LifeFlow is a **visual summary** that supports an exploration of event sequences.
- We will be happy to try LifeFlow with your data.



Acknowledgement

- **Washington Hospital Center**
Phuong Ho, Mark Smith, David Roseman
<http://www.whcenter.org>
- **National Institutes of Health (NIH)**
Grant RC1CA147489-02
<http://www.nih.gov>
- **Center for Integrated Transportation Systems Management (CITSM)**
(a Tier 1 Transportation Center at the University of Maryland)
Michael Pack, Michael VanDaniker, Nikola Ivanov
<http://www.cattlab.umd.edu>

Take away messages

- Life is full of event sequences.



- LifeFlow is a **visual summary** that supports an exploration of event sequences.
- We will be happy to try LifeFlow with your data.



Contact me

kristw@cs.umd.edu

www.cs.umd.edu/hcil/lifeflow

LifeFlow:

Visualizing an Overview
of Event Sequences



Q&A

Any question?

LifeFlow:

Visualizing an Overview
of Event Sequences



THANK YOU
Your comments are welcome.