

# Automating NISQ Application Design w/ Meta Quantum Circuits with Constraints

**Xiaodi Wu**

QuICS & UMD

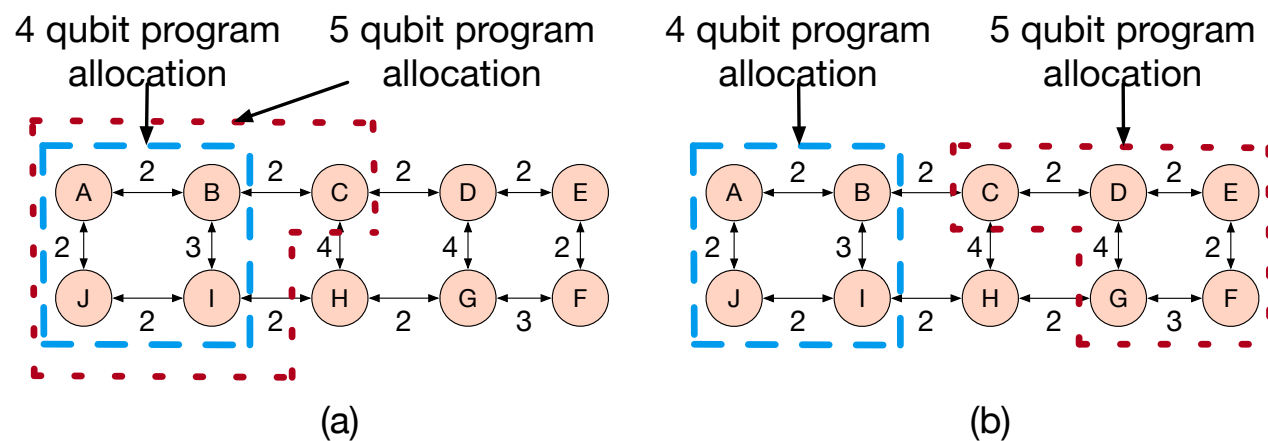
Joint work with Haowei Deng, Yuxiang Peng, and Mike Hicks

# Features of NISQ Application Design

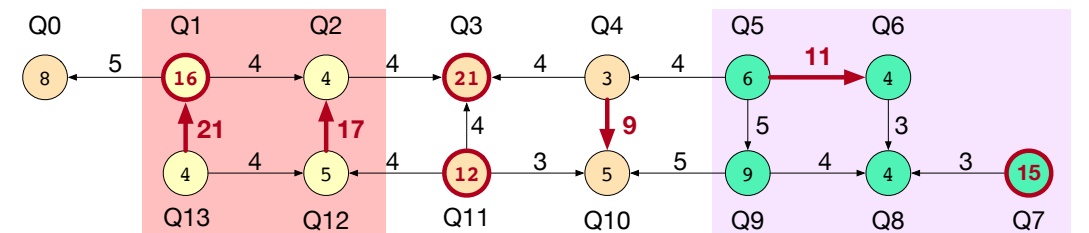
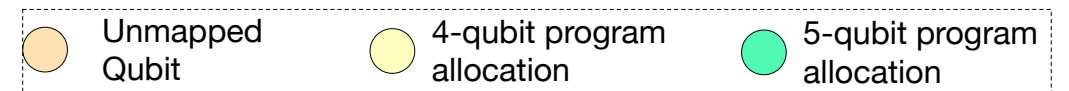
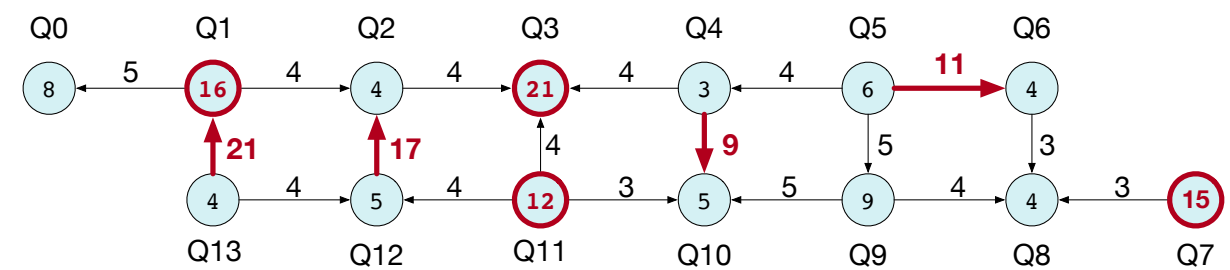
**NISQ machines:** very *restricted* hardware resources, where precisely controllable qubits are *expensive, error-prone, and scarce*.

**NISQ application design:** investigate the best balance of **trade-offs** among a large number of (potentially heterogeneous) factors specific to the **targeted application** and **quantum hardware**.

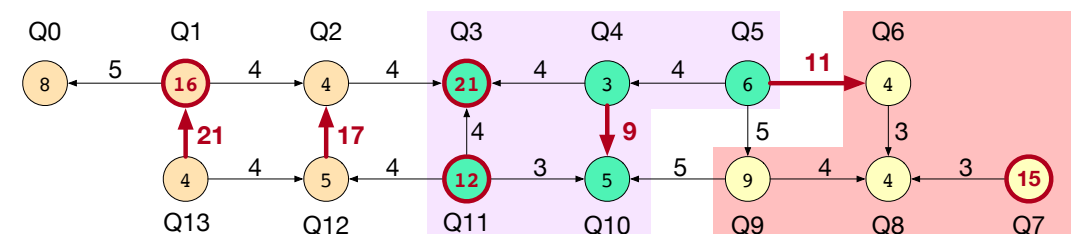
## Multi-Programming (MICRO 2019) :



## IBM Q16



(a)



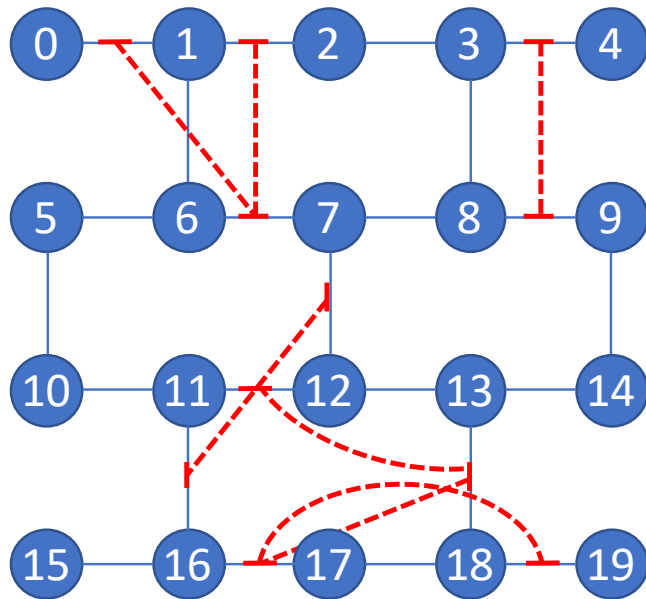
## Competing Goals:

- (1) Fully leverage qubits & Shorten the total execution  
=> Multi-Programming
- (2) High Reliability => Use the best qubits  
=> Sequentially Allocate Programs

**Solution:** A run-time trade-off between these competing goals.

# Features of NISQ Application Design

## Cross-talk:



**Cross-Talk: Red Pairs** of gates when executed simultaneously will cause much larger errors.

**IBMQ Boeblingen**

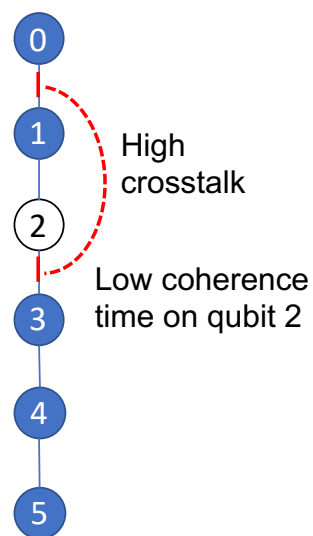
## Competing Goals:

Circuit Depth (decoherence) vs Cross-Talk

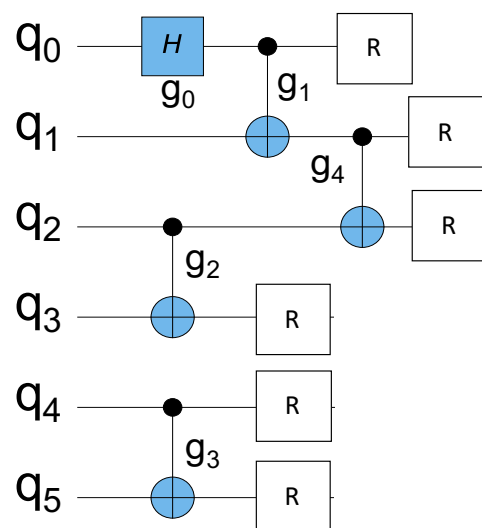
## Software Solutions:

- (1) Circuit Reschedule - Xtalk - (ASPLOS 2020)
- (2) Frequency-Aware Compilation (MICRO 2020)

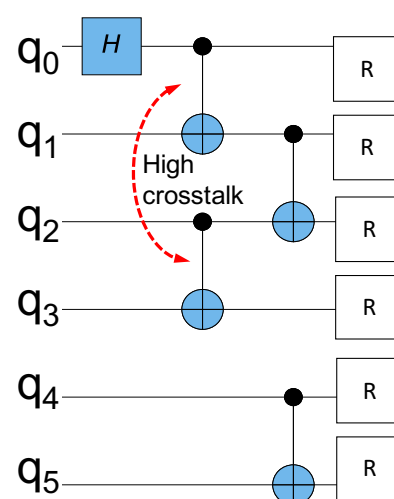
## Xtalk



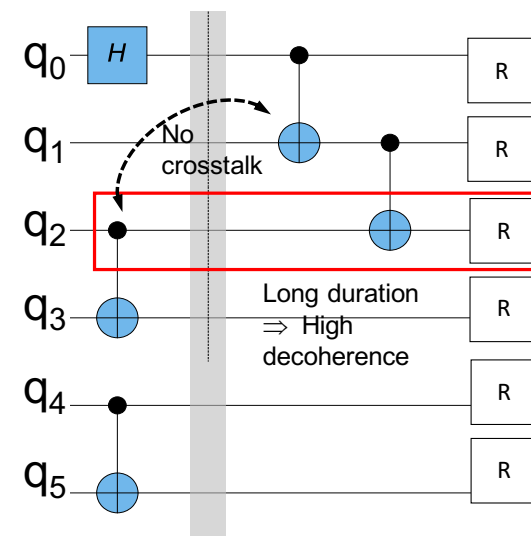
(a) Machine



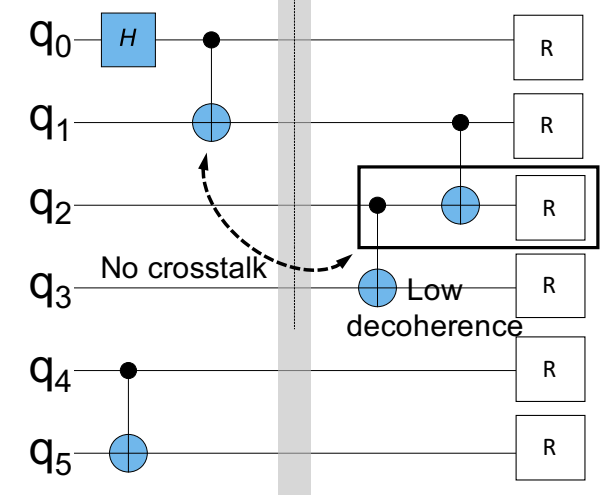
(b) Program IR



(c) Original Default Schedule



(d) High decoherence schedule



(e) Desired Schedule

# Automating NISQ Application Design

Current implementation of NISQ application design are CASE by CASE.



A **unified** and **automatic** framework for productivity?

**Desiderata:**

**Succinct Expression**

of different design choices

**Flexible Expression**

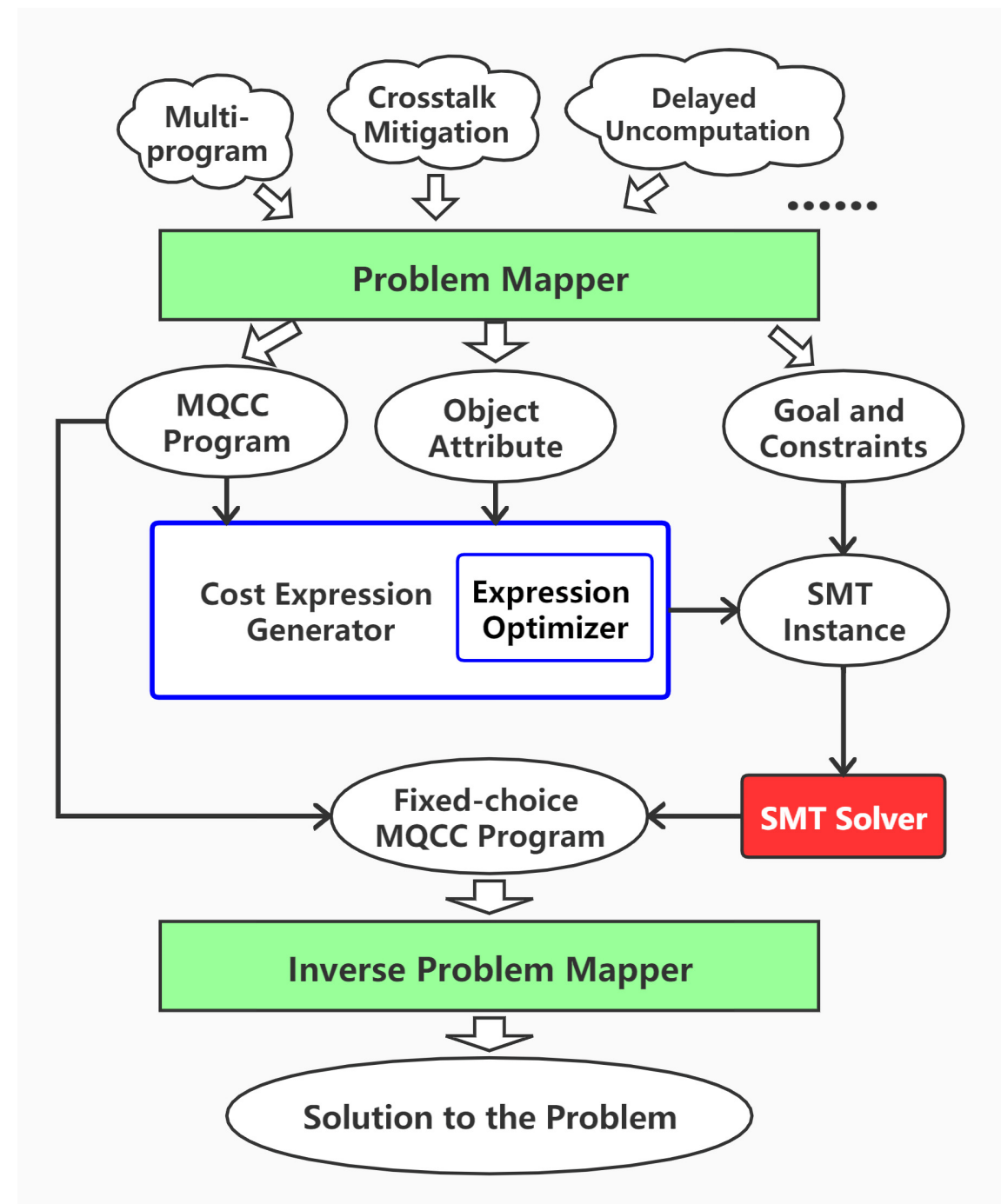
of different optimization goals

**Automation of Trade-offs**

of competing optimization goals

**High Reusability & Productivity**

of balancing different trade-offs





# Meta Quantum Circuits with Constraints (MQCC)

## Desiderata:

### Succinct Expression

of different design choices

**MQCC with choice variables**

### Flexible Expression

of different optimization goals

**Flexible Attributes Expression**

### Automation of Trade-offs

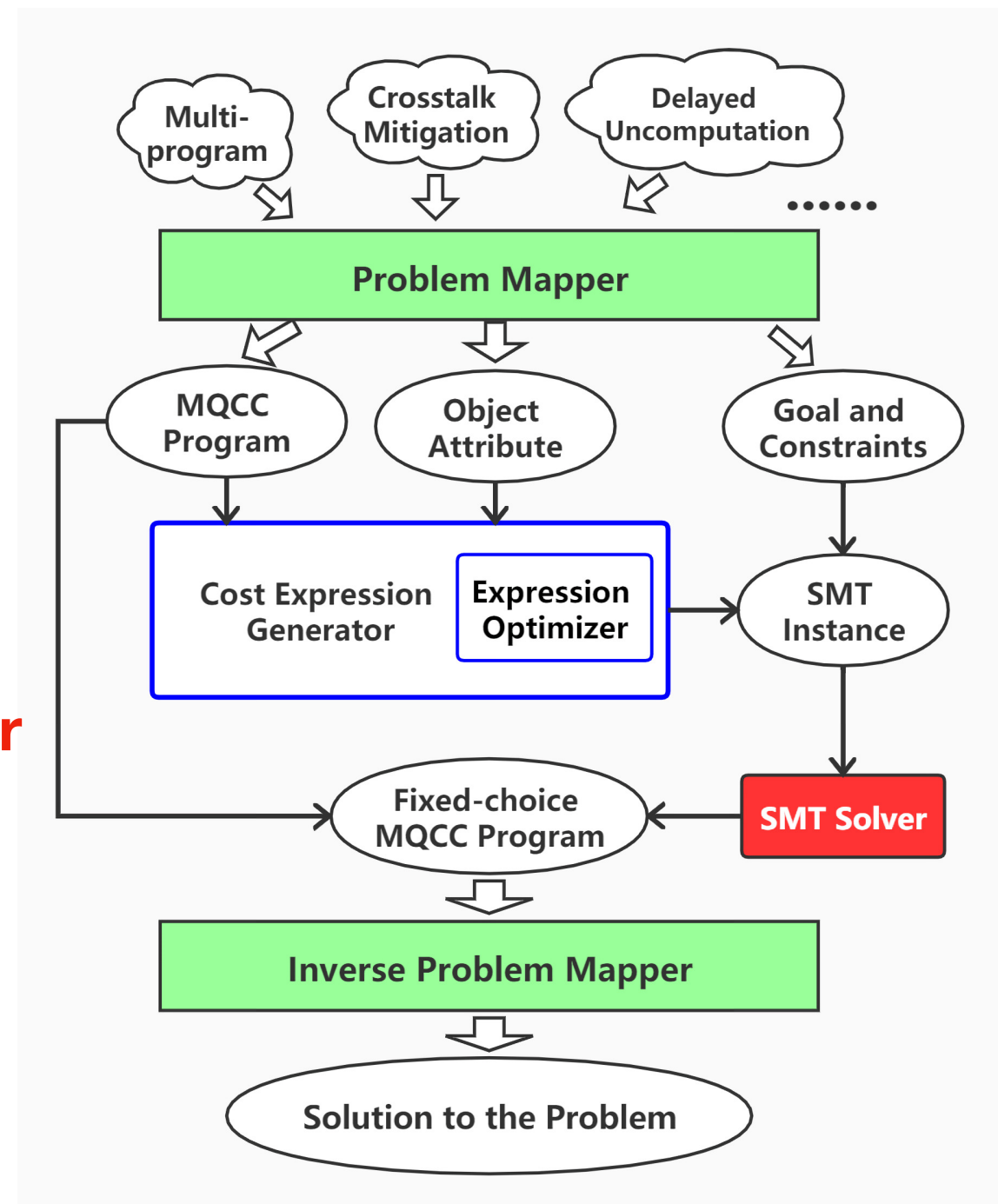
of competing optimization goals

**Satisfiability Modulo Theories (SMT) Solver**

### High Reusability & Productivity

of balancing different trade-offs

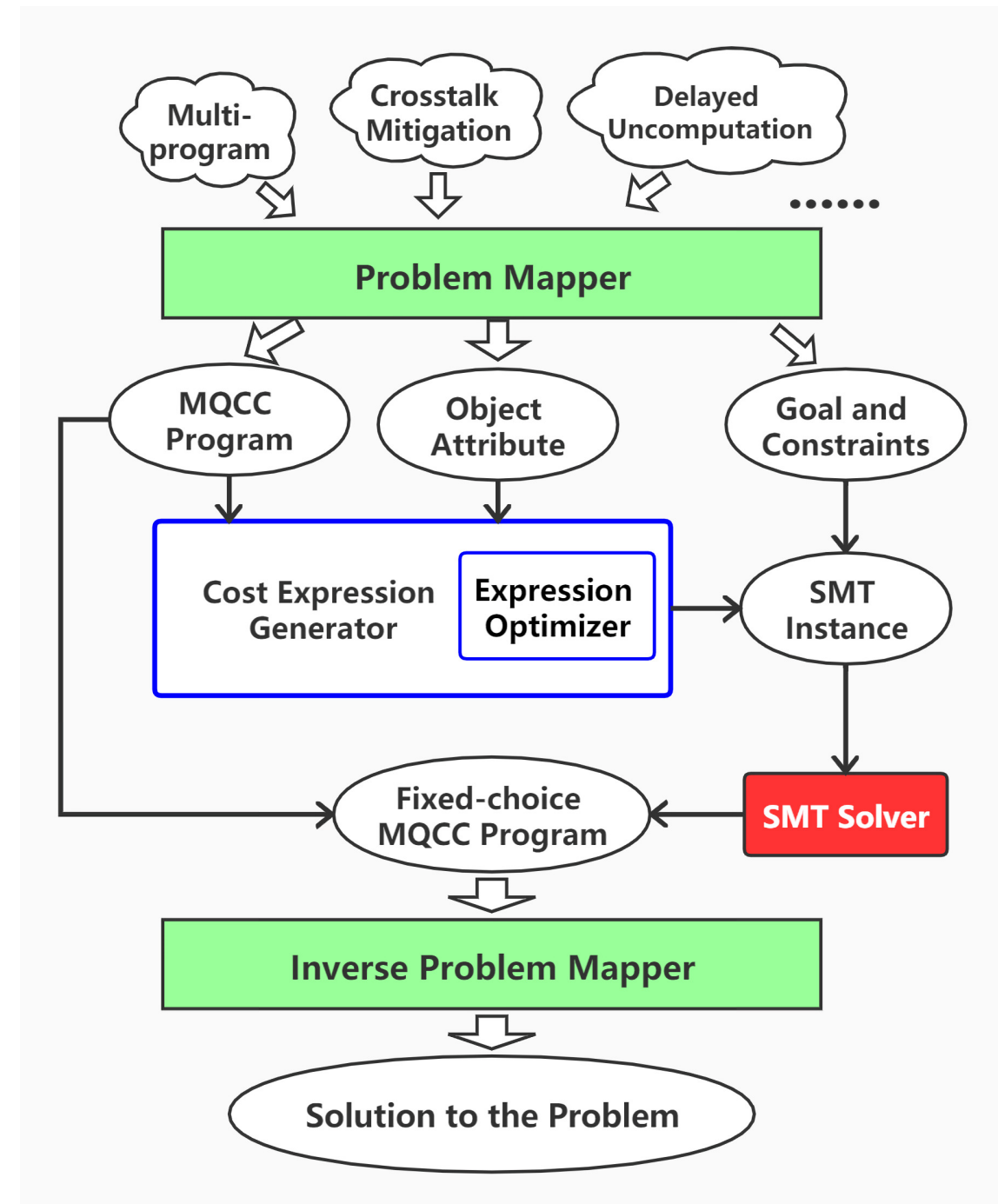
**A Meta-Programming Framework**



# Meta Quantum Circuits with Constraints (MQCC)

```
1  \\Register and variable declarations
2  qreg q[10];
3  creg r[1];
4  fcho c1 = {0, 1};
5  fcho c2 = [0, 1];
6  \\lcho c = 1 - c1 * c2;
7
8  \\Module define
9  module Bell1(q1,q2){
10     h(q1);
11     cnot(q1, q2);
12 }
13
14 module Bell2(q1, q2){
15     case (r[0]){
16         1:  x(q1);
17         0:  pass
18     };
19     h(q1);
20     cnot(q1,q2);
21 }
22
23 \\Main part of the program
24 choice (c1){
25     0:  Bell1(q[1], q[2]);
26     1:  Bell1(q[7], q[8]);
27 };
28
29 h(q[0]);
30 measure(q[0],r[0]);
31 choice (c2){
32     0:  Bell2(q[1], q[2]);
33     default:  Bell2(q[7], q[8]);
34 };
```

A Sample Code of MQCC which shares many features with OpenQASM



# Meta Quantum Circuits with Constraints (MQCC)

```
1  \\Register and variable declarations
2  qreg q[10];
3  creg r[1];
4  fcho c1 = {0, 1};
5  fcho c2 = {0, 1};
6  \\lcho c = 1 - c1 * c2;
7
8  \\Module define
9  module Bell1(q1, q2) {
10     h(q1);
11     cnot(q1, q2);
12 }
13
14 module Bell2(q1, q2) {
15     case (r[0]) {
16         1: x(q1);
17         0: pass
18     };
19     h(q1);
20     cnot(q1, q2);
21 }
22
23 \\Main part of the program
24 choice (c1) {
25     0: Bell1(q[1], q[2]);
26     1: Bell1(q[7], q[8]);
27 };
28
29 h(q[0]);
30 measure(q[0], r[0]);
31 choice (c2) {
32     0: Bell2(q[1], q[2]);
33     default: Bell2(q[7], q[8]);
34 };
```

## Define CHOICE variables

Free Choice (**fcho**)  $c1, c2 \in \mathbb{Z}$ , in certain ranges

Limited Choice (**lcho**)  $c=1-c1*c2 \in \mathbb{Z}$

## Stitch Many Programs w/ choice variables

**choice** (c.v)  $\{i : P_i\}$

$n \in \mathbb{N} \quad i \in \mathbb{Z} \quad r \in \mathbb{R} \quad var \in Vars$   
 $qreg \in Quantum \text{ reg.} \quad creg \in Classical \text{ reg.}$

$reg ::= qreg \mid creg$

$P \in Program ::= \vec{D} \ S$

$D \in Declaration ::= RegDecl \mid VarDecl$

$RegDecl ::= \mathbf{qreg} \ qreg; \mid \mathbf{creg} \ creg;$

$VarDecl ::= Free \mid Limit$

$Free ::= \mathbf{fcho} \ var = \{\vec{i}\}; \mid \mathbf{fcho} \ var = [i_1, i_2];$

$Limit ::= \mathbf{lcho} \ var = E;$

$E \in VarExp ::= i \mid var \mid E + E \mid E - E$   
 $\mid E * E \mid E / E \mid (E)$

$S \in Stmt ::= \epsilon \mid O \mid case \mid choice \mid S; S$

$O \in Operation ::= x(\vec{r}, \overrightarrow{reg})$

$case ::= \mathbf{case}(creg)\{i : \overrightarrow{S_i}\}$

$choice ::= \mathbf{choice}(var)\{i : \overrightarrow{S_i}\}$

A Sample Code of MQCC which shares many features with OpenQASM

# Meta Quantum Circuits with Constraints (MQCC)

```

1  \\Register and variable declarations
2  qreg q[10];
3  creg r[1];
4  fcho c1 = {0, 1};
5  fcho c2 = {0, 1};
6  \\lcho c = 1 - c1 * c2;
7
8  \\Module define
9  module Bell1(q1, q2) {
10     h(q1);
11     cnot(q1, q2);
12 }
13
14 module Bell2(q1, q2) {
15     case (r[0]) {
16         1: x(q1);
17         0: pass
18     };
19     h(q1);
20     cnot(q1, q2);
21 }
22
23 \\Main part of the program
24 choice (c1) {
25     0: Bell1(q[1], q[2]);
26     1: Bell1(q[7], q[8]);
27 };
28
29 h(q[0]);
30 measure(q[0], r[0]);
31 choice (c2) {
32     0: Bell2(q[1], q[2]);
33     default: Bell2(q[7], q[8]);
34 };

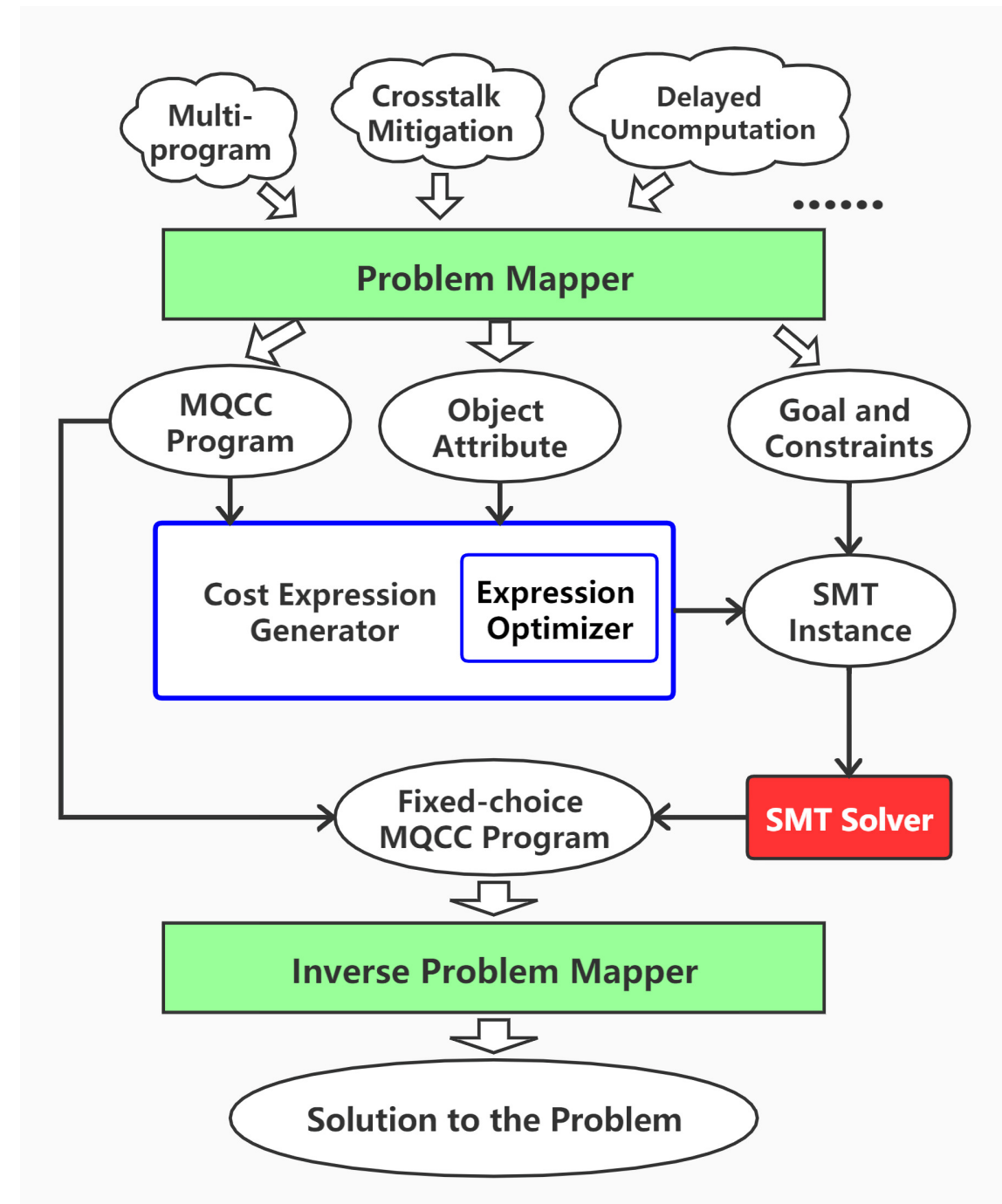
```

A Sample Code of MQCC which shares many features with OpenQASM

$$\text{Depth : } 7\delta_{c_1}^0 \delta_{c_2}^0 + 5\delta_{c_1}^0 \delta_{c_2}^1 + 5\delta_{c_1}^1 \delta_{c_2}^0 + 7\delta_{c_1}^1 \delta_{c_2}^1$$

$$\text{Noise : } 0.045\delta_{c_1}^0 + 0.066\delta_{c_1}^1 + 0.027\delta_{c_2}^0 + 0.043\delta_{c_2}^1$$

where  $\delta_c^i = 1$  iff  $c = i$ ; otherwise 0



# Expressing the Constraints on Costs/Attributes

Express **desired goals** as objects called **Attributes**. Thus, any MQCC program is a **transformer** on attributes.

Precisely, any **attribute** **A** is defined by a tuple  $(T, \text{empty}, \text{op}, \text{case}, \text{value})$  s.t.:

- $T$  is a data type of the states. A state of type  $T$  consists of information needed in the computation of the cost.
- $\text{empty} : T$  is the initial state at the beginning of the program.
- $\text{op} : T \times \text{string} \times \overrightarrow{\mathbb{R}} \times \overrightarrow{\text{reg}} \rightarrow T$  receives a state, an operation's name and its arguments, and generates a new state that merges the old state and the information of the operation.
- $\text{case} : T \times \overrightarrow{T} \rightarrow T$  receives an old state, a list of states corresponding to each case branch which has merged the corresponding sub-programs' information on the old state, and generates a new state merging the old state and the sub-programs' states.
- $\text{value} : T \rightarrow \mathbb{R}$  computes the cost of this attribute from the information stored in a state.

$$\frac{S = \text{opID}(\text{exprs}, \text{regs})}{\llbracket S \rrbracket (\sigma, s) = \text{op}(s, \text{opID}, \text{exprs}, \text{regs})}$$

$$\frac{}{\llbracket S_1; S_2 \rrbracket (\sigma, s) = \llbracket S_2 \rrbracket (\sigma, \llbracket S_1 \rrbracket (\sigma, s))}$$

$$\frac{S = \mathbf{case}(\text{creg})\{\overline{i : S_i}\}}{\llbracket S \rrbracket (\sigma, s) = \text{case}(s', [\llbracket S_i \rrbracket (\sigma, s')])_i}$$

$$\frac{S = \mathbf{choice}(\text{var})\{\overline{i : S_i}\} \quad k = \sigma[\text{var}]}{\llbracket S \rrbracket (\sigma, s) = \llbracket S_k \rrbracket (\sigma, s)}$$

how transformers  
evolve over programs



Express the constraints on  
the final  $T$  as SMT instances  
(some optimization applied  
but details omitted)

program  $S'$  **attribute semantics**  $\llbracket S \rrbracket$ :  $(\text{Vars} \rightarrow \mathbb{Z}) \times \overrightarrow{T} \rightarrow T$   
choice vars  
transformer on  $T$

# Expressing the Constraints on Costs/Attributes

## Simple Examples of Attributes

### Attribute Noise:

```
T:                                noise :  $\mathbb{R}$ 
empty() :=                        init s : T, s.noise = 0
                                   return s
value(s : T) :=                   return s.noise
op (s : T, OpID : str, exps :  $\overrightarrow{\mathbb{R}}$ , regs :  $\overrightarrow{Reg}$ ) :=
                                   s.noise += calNoise(OpId, exps, regs)
                                   return s
case (s : T, group : Vector of T) :=
                                   s.noise = max {n.noise | n ∈ group}
                                   return s
```

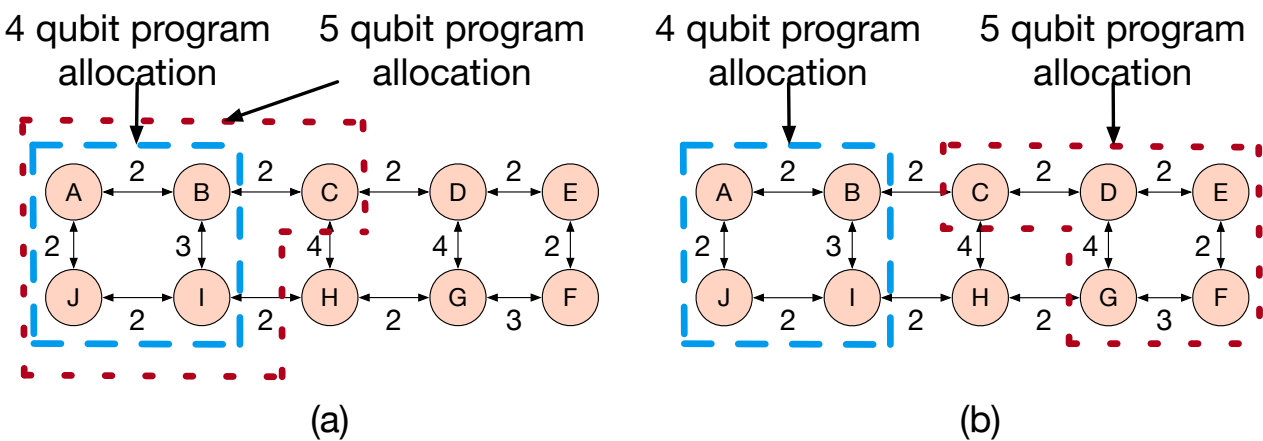
### Attribute Depth:

```
T:                                dep : Map of  $Reg \rightarrow \mathbb{N}$ 
empty() :=                        init s : T, s.dep =  $\emptyset$ 
                                   return s
value(s : T) :=                   return (max s.dep.values)
op (s : T, OpID : str, exps :  $\overrightarrow{\mathbb{R}}$ , regs :  $\overrightarrow{Reg}$ ) :=
                                   share = s.dep.keys  $\cap$  regs
                                   next = max {s.dep[i] | i ∈ share} + 1
                                   for i ∈ regs: s.dep.update(i, next)
                                   return s
case (s : T, group : Vector of T) :=
                                   all =  $\bigcup_{n \in \text{group}} n.\text{dep.keys}$ 
                                   s.dep = {(k, max {n.dep[k] | n ∈ group}) | k ∈ all}
                                   return s
```



# Case Study

## Multi-Programming (MICRO 2019) :

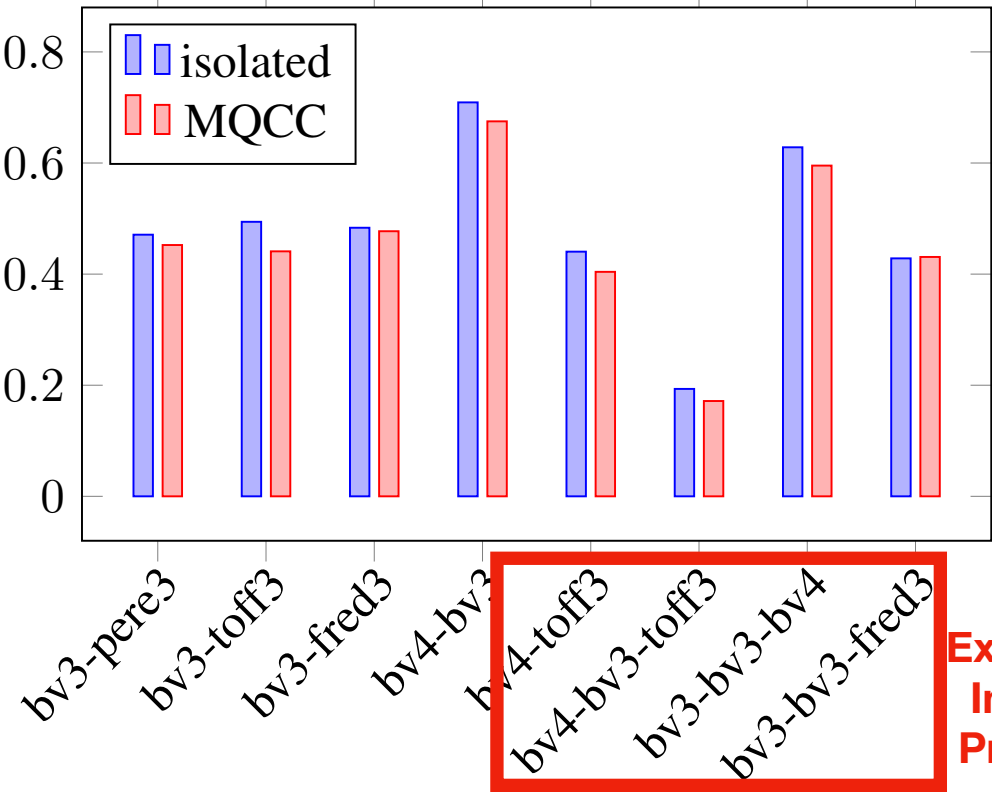


**Competing Goals:**  
Depth vs High-quality Qubits

- isolated
- Sequential: always high-quality qubits
- MQCC
- Multi-Programming with MQCC

All experiments performed on IBMQ machines

Probability of Successful Trial



Easy  
Extension  
In Meta  
Program

Multi-Tasks over Simple Quantum Algorithms

Recover some essential ideas of MICRO 2019 while ignoring others.

```
qreg q[10];
creg r[1];

module Bell1(q1,q2){
  h(q1);
  cnot(q1, q2);
}

module Bell2(q1, q2){
  case (r[0]){
    1: barrier(q1);
       x(q1);
    0: pass
  }
  h(q1);
  cnot(q1,q2);
}
```

```
fcho c1 = {0, 1};
fcho c2 = [0, 1];

choice (c1){
  0: Bell1(q[1], q[2]);
  1: Bell1(q[7], q[8]);
}

choice (c2){
  0: Bell2(q[1], q[2]);
  1: Bell2(q[7], q[8]);
}
```

Group A-B contains two applications A and B. Similarly A-B-C.

A success trial if all applications in the group are successful.

Execute 8192 trials on IBMQ Rochester for each group.

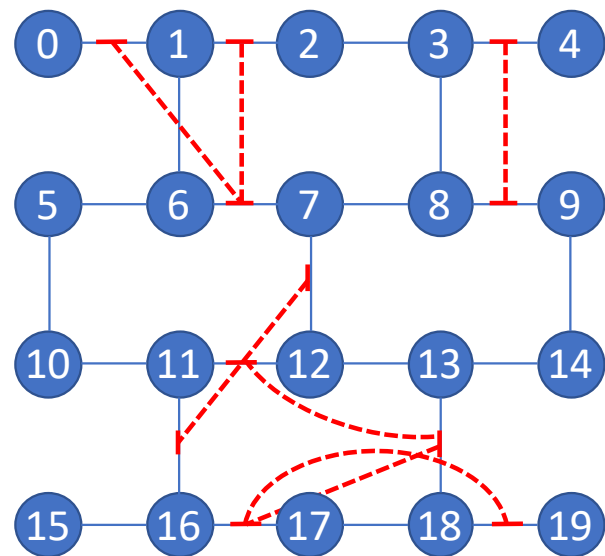
Comparable results to MICRO 2019 for this part.

Application	Description	Qubits	# of gates	# of CNOTs
bv3	Bernstein-Vazirani [3]	3	8	2
bv4	Bernstein-Vazirani [3]	4	11	3
Toff3	Toffoli gate	3	15	6
Fred3	Fredkin gate	3	17	8
Pere3	Peres gate	3	16	7



# Case Study

## Cross-talk: (Xtalk - ASPLOS 2020)



**Competing Goals:**  
Circuit Depth  
(decoherence) vs  
Cross-Talk

```
module cnotb(c, q1, q2) {
  choice (c) {
    0: cnot(q1, q2);
    1: barrier(q1, q2);
    cnot(q1, q2);
  }
}
```

use “barrier” to control the order of the gates

### Benchmark Test:

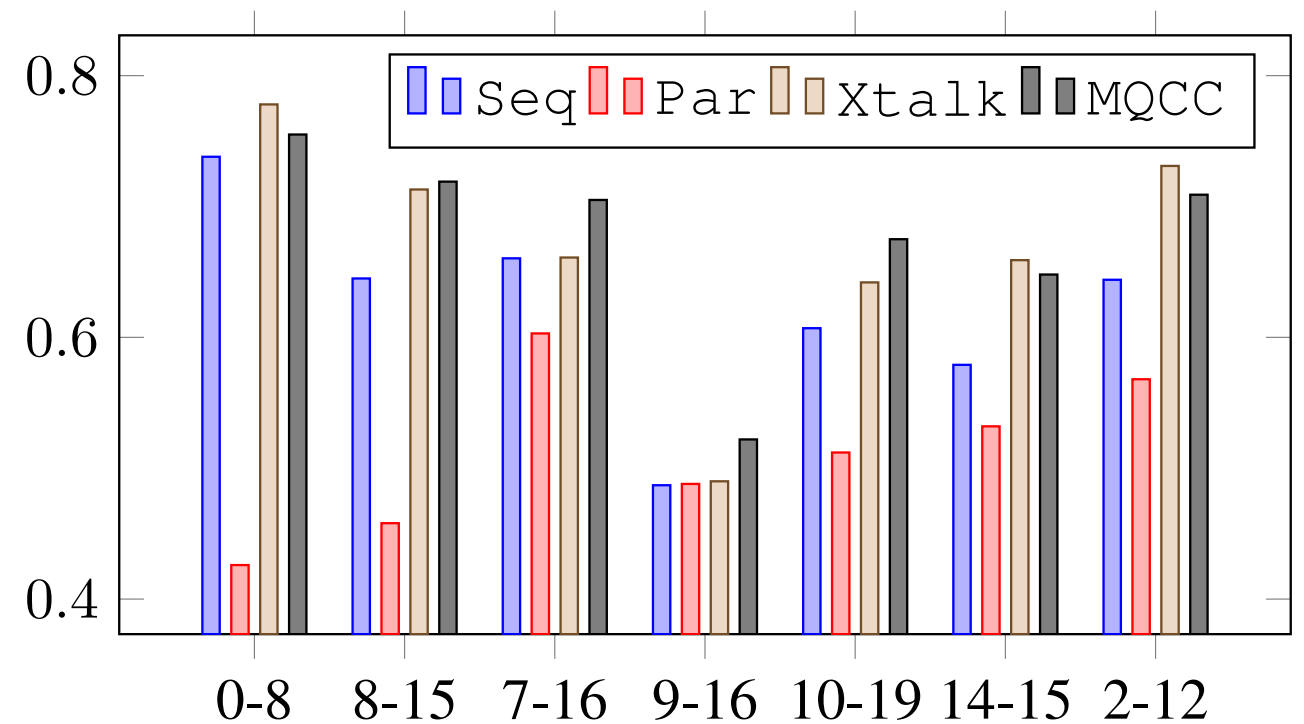
CNOT 15 8 = SWAP 15 16; SWAP 16 11; SWAP 8 7 | SWAP 7 12; CNOT 11 12

Execute 8192 trials on IBMQ Boeblingen for SWAP circuits connecting a-b

Seq running all instructions serially

Par maximize the parallel execution, default in Qiskit

Probability of Successful Trial



Benchmark over SWAP circuits connecting a-b on IBM Boeblingen







### Attribute Crosstalk

```
T: dep : Map of Reg → ℕ
    rep : Map of ℕ → Set of (str ×  $\overrightarrow{Reg}$ )
empty () := init s:T, s.dep = ∅, s.rep = ∅
           return s
value (s : T) := return calCross(rep)
op (s : T, opID : str, exps :  $\overrightarrow{R}$ , regs :  $\overrightarrow{Reg}$ ) :=
  if opID == "barrier" :
    cur = max s.dep.values
    for i ∈ regs: s.dep.update(i, cur)
  else:
    share = s.dep.keys ∩ regs
    next = max {s.dep[i] | i ∈ share} + 1
    s.rep[next].insert( (opID, regs) )
    for i ∈ regs: s.dep.update(i, next)
  return s
case (s : T, group : Vector of T) :=
  all = ∪ n.dep.keys, n ∈ group
  s.dep = {(k, max {n.dep[k] | n ∈ group}) | k ∈ all}
  s.rep = {(k, ∪ n ∈ group n.rep[k]) | ∃ u ∈ group, k ∈ u}
  return s
```

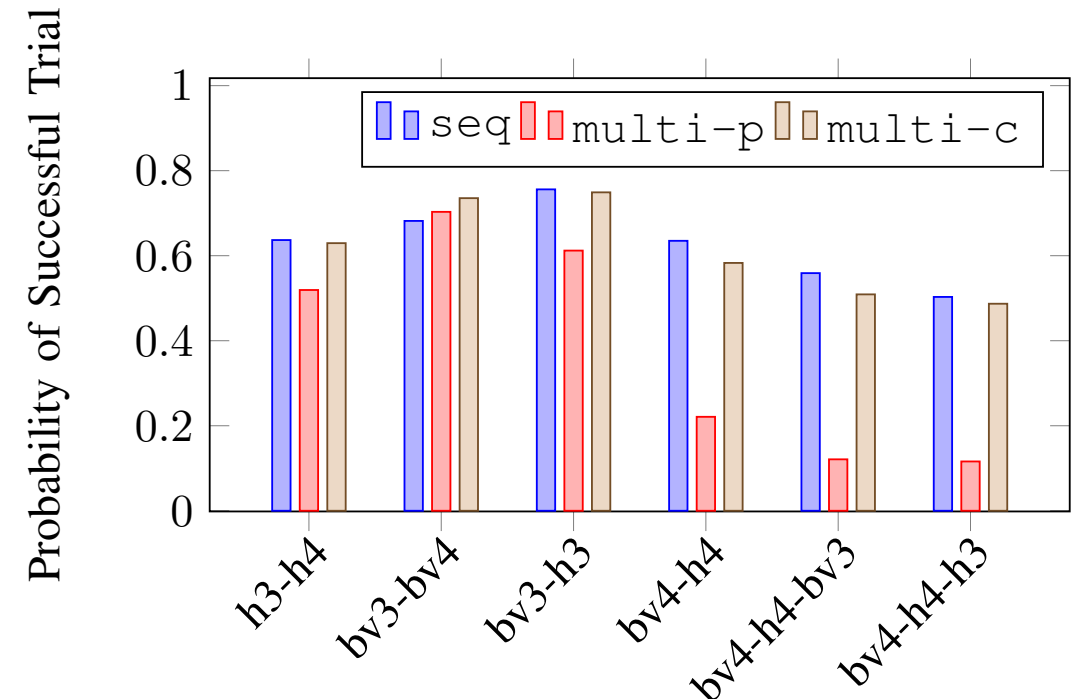
# Case Study: Multi-Programming + Cross-Talk

**Optimizing Goal:**  
Noise + Decoherence + Crosstalk

**EASY implementation in MQCC**

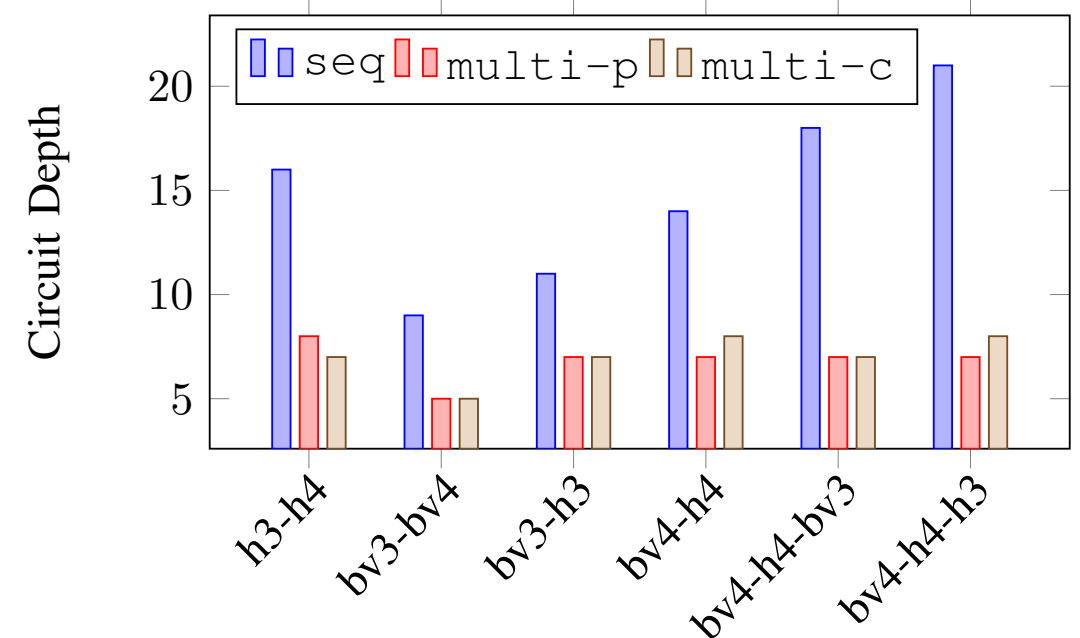
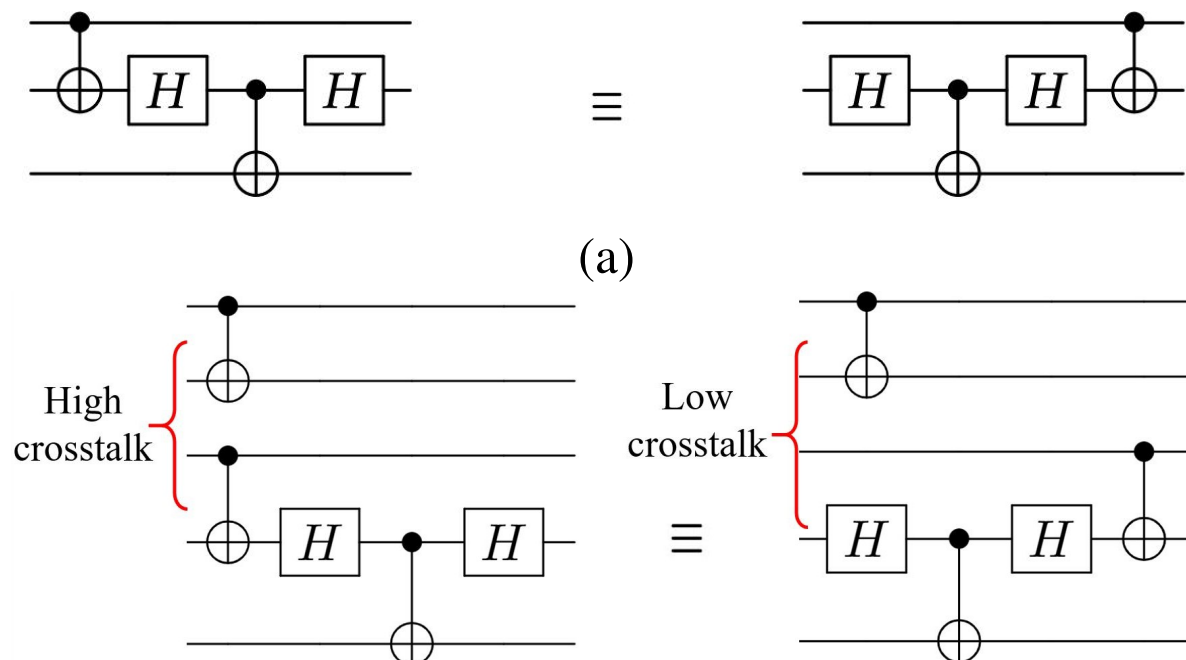
-   seq Sequential: always high-quality qubits. but larger depth (decoherence)
-   multi-p Multi-programs without considering crosstalk short depth, but large crosstalk errors
-   multi-c Multi-programs with crosstalk short depth and large successful probability

All experiments performed on IBMQ machines



(a) Probability of Successful Trial. Here higher PST is better.

## More Optimization w/ MQCC



(b) Circuit Depth. Here lower circuit depth is better.

# Case Study: Cost-Effective Uncomputation

Recovering one idea from SQUARE (ISCA 2020)

## Strategic Quantum Ancilla Reuse for Modular Quantum Programs

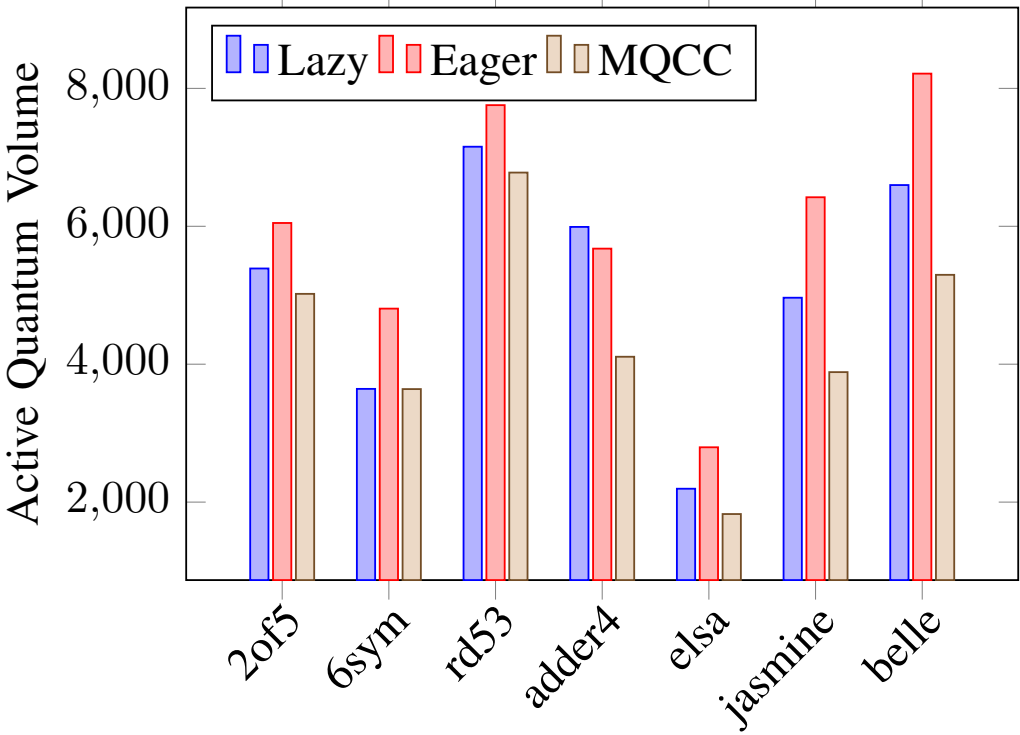
### Deciding the point to uncompute for ancilla reuse

```
module foo(c,...){
  ...
  choice (c) {
    0: pass \\No uncomputation
    1: uncomputation code; \\Do uncomputation
       release(ancillas);
  }
}

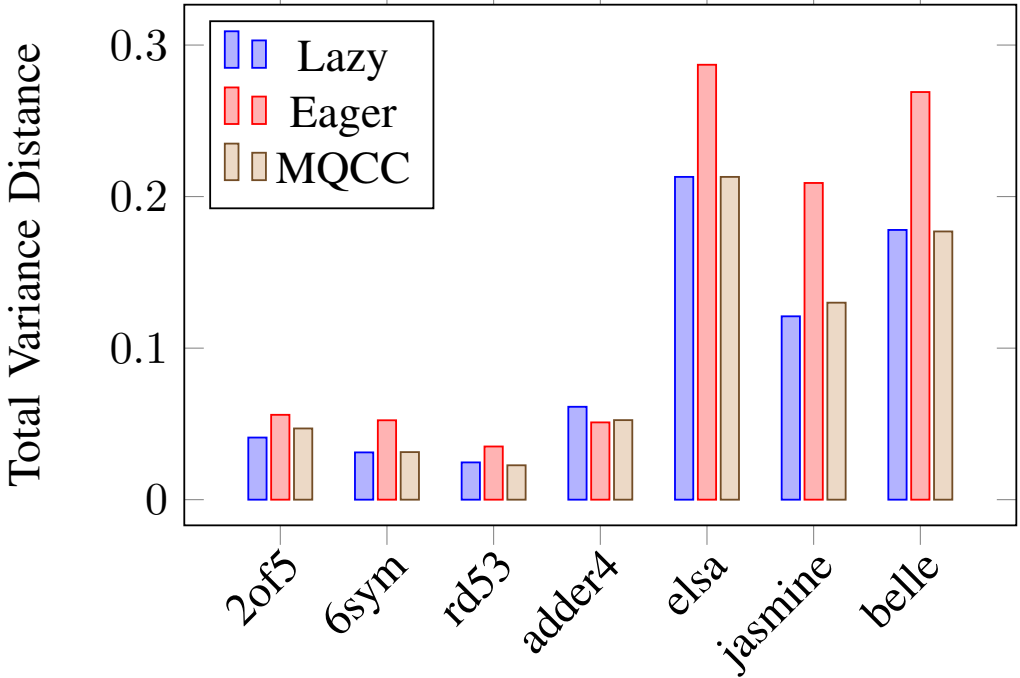
fcho c1,c2 = {0,1};
lcho ct = 1 - c1*c2;

foo1(c1,...);
foo2(c2,...);
choice (ct) {
  0: pass \\No uncomputation
  1: uncompute code \\Do uncomputation
}
```

Name	Discription	Gate Number	Qubits
2of5	Output is 1 if number of 1s in its input equals two.	1528	8
6sym	Function with 6 inputs and 1 output.	1620	11
rd53	Input weight function with 5 inputs and 3 outputs.	1849	10
adder4	4-bit in-place controlled-addition.	1748	12
elsa	Heavy workload and shallowly nested synthetic function.	256	14
jasmine	Shallowly nested synthetic function.	604	11
belle	Light workload and deeply nested synthetic function.	768	9



(a) AQV of the benchmarks. (Lower AQV is better.)



(b) Realistic noise simulation using IBM Qiskit Aer simulator. (Lower total variation distance is better.)

# Thank You!



MQCC:  
- [github/sqrta/MQCC](https://github.com/sqrta/MQCC)