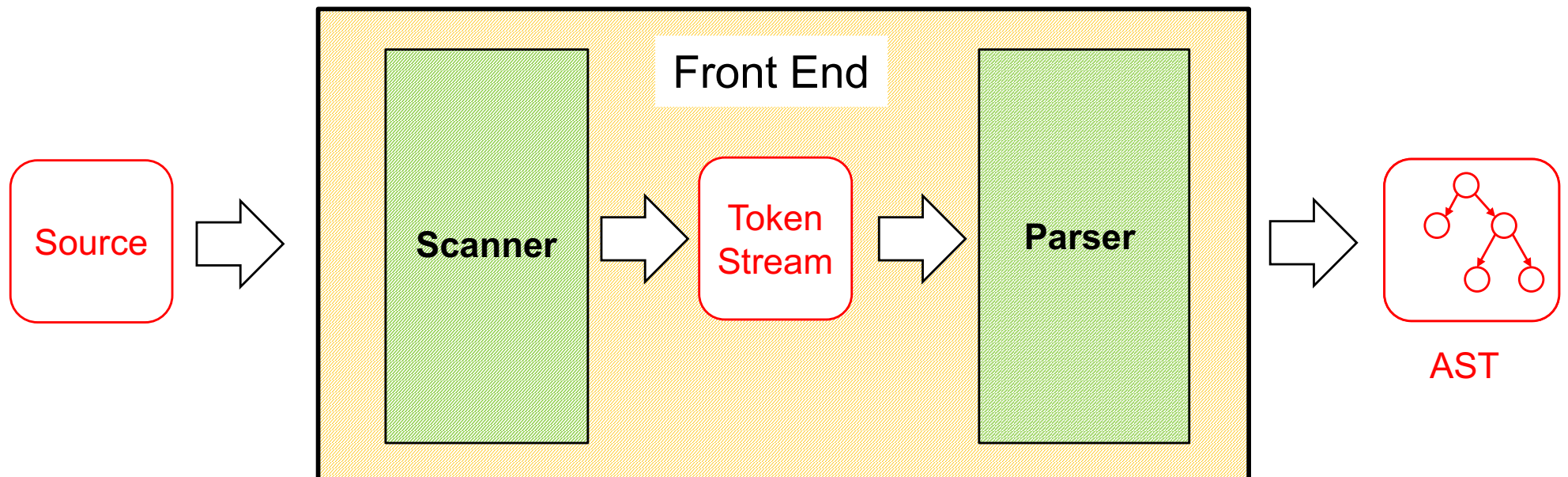


CMSC 330: Organization of Programming Languages

Parsing

Recall: Front End Scanner and Parser



- **Scanner / lexer / tokenizer** converts program source into **tokens** (keywords, variable names, operators, numbers, etc.) with **regular expressions**
- **Parser** converts tokens into an **AST** (abstract syntax tree) using **context free grammars**

Scanning (“tokenizing”)

- ▶ Converts textual input into a stream of **tokens**
 - These are the **terminals** in the parser’s CFG
 - Example tokens are **keywords**, **identifiers**, **numbers**, **punctuation**, etc.
- ▶ Tokens determined with regular expressions
 - Identifiers match regexp `[a-zA-Z_][a-zA-Z0-9_]*`
- ▶ Simplest case: a token is just a string
 - **type token = string**
 - But representation might be more full featured
- ▶ Scanner typically ignores/eliminates whitespace

Simple Scanner in OCaml

```
type token = string
let tokenize (s:string) = ...
  (* returns token list *)
;;
```

```
tokenize "this is a string" =
  ["this"; "is"; "a"; "string"]
```

```
let tokenize s =
  let l = String.length s in
  let rec tok sidx slen =
    if sidx >= l then ("",sidx)
    else if String.get s sidx = ' ' then
      tok (sidx+1) 1
    else if (sidx+slen) >= l then
      (String.sub s sidx slen,1)
    else if String.get s (sidx+slen) = ' ' then
      (String.sub s sidx slen, sidx+slen)
    else
      tok sidx (slen+1) in
  let rec alltoks idx =
    let (t,idx') = tok idx 1 in
    if t = "" then []
    else t::alltoks idx' in
  alltoks 0
```

More Interesting Scanner

```
type token =  
  Tok_Num of char  
| Tok_Sum  
| Tok_END  
  
let tokenize (s:string) = ...  
  (* returns token list *)
```

;;

```
let re_num = Str.regexp "[0-9]" (* single digit *)  
let re_add = Str.regexp "+"  
let tokenize str =  
  let rec tok pos s =  
    if pos >= String.length s then  
      [Tok_END]  
    else  
      if (Str.string_match re_num s pos) then  
        let token = Str.matched_string s in  
          (Tok_Num token.[0])::(tok (pos+1) s)  
      else if (Str.string_match re_add s pos) then  
        Tok_Sum::(tok (pos+1) s)  
      else  
        raise (IllegalExpression "tokenize")  
    in  
    tok 0 str
```

```
tokenize "1+2" =  
  [Tok_Num '1';  
   Tok_Sum;  
   Tok_Num '2';  
   Tok_END]
```

Uses **Str**
library
module
for
regexps

Implementing Parsers

- ▶ Many efficient techniques for parsing
 - I.e., for turning strings into parse trees
 - Examples
 - LL(k), SLR(k), LR(k), LALR(k)...
 - Take CMSC 430 for more details
- ▶ One simple technique: **recursive descent parsing**
 - This is a **top-down** parsing algorithm
 - Other algorithms are **bottom-up**

Example: Shift-Reduce Parsing

- ▶ Replaces RHS of production with LHS (nonterminal)
- ▶ Example grammar
 - $S \rightarrow aA, A \rightarrow Bc, B \rightarrow b$
- ▶ Example parse
 - $abc \Rightarrow aBc \Rightarrow aA \Rightarrow S$
 - Derivation happens in reverse
- ▶ Something to look forward to in CMSC 430
- ▶ Complicated to use; requires tool support
 - **Bison**, **yacc** produce shift-reduce parsers from CFGs

Tradeoffs

- ▶ Recursive descent parsers
 - Easy to write
 - The formal definition is a little clunky, but if you follow the code then it's almost what you might have done if you weren't told about grammars formally
 - Fast
 - Can be implemented with a simple table
- ▶ Shift-reduce parsers handle more grammars
 - Error messages may be confusing
- ▶ Most languages use hacked parsers (!)
 - Strange combination of the two

Recursive Descent Parsing

- ▶ Goal
 - Determine if we can produce the string to be parsed from the grammar's start symbol
- ▶ Approach
 - Recursively replace nonterminal with RHS of production
- ▶ At each step, we'll keep track of two facts
 - What tree node are we trying to match?
 - What is the **lookahead** (next token of the input string)?
 - Helps guide selection of production used to replace nonterminal

Recursive Descent Parsing (cont.)

- ▶ At each step, 3 possible cases
 - If we're trying to match a **terminal**
 - If the lookahead is that token, then succeed, advance the lookahead, and continue
 - If we're trying to match a **nonterminal**
 - Pick which production to apply based on the lookahead
 - Otherwise fail with a **parsing error**

Parsing Example

$E \rightarrow id = n \mid \{ L \}$

$L \rightarrow E ; L \mid \epsilon$

- Here n is an integer and id is an identifier

► One input might be

- $\{ x = 3; \{ y = 4; \}; \}$
- This would get turned into a list of tokens
 $\{ x = 3 ; \{ y = 4 ; \} ; \}$
- And we want to turn it into a parse tree

Parsing Example (cont.)

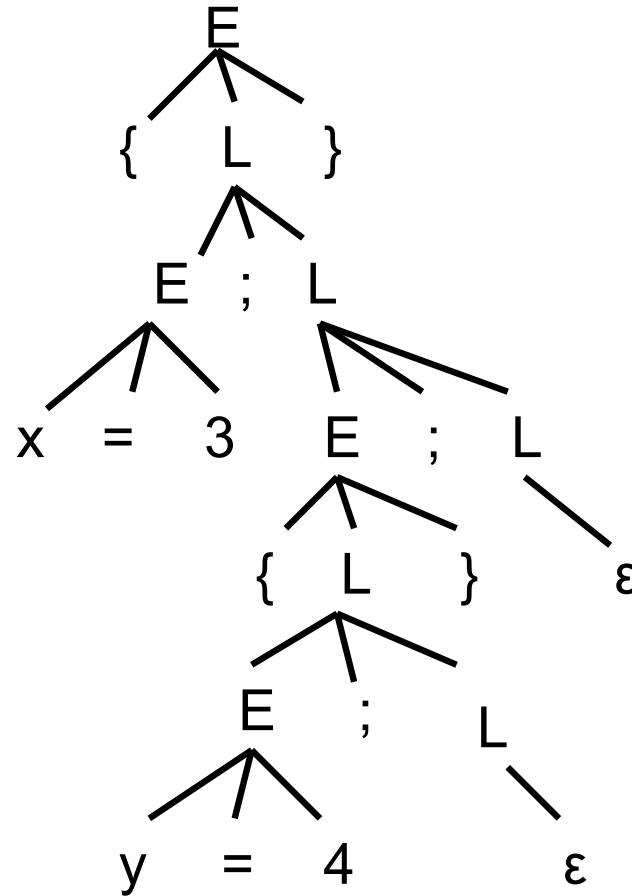
$E \rightarrow \text{id} = n \mid \{ L \}$

$L \rightarrow E ; L \mid \epsilon$

$\{ x = 3 ; \{ y = 4 ; \} ; \}$



lookahead



Recursive Descent Parsing (cont.)

- ▶ Key step
 - Choosing which production should be selected
- ▶ Two approaches
 - Backtracking
 - Choose some production
 - If fails, try different production
 - Parse fails if all choices fail
 - Predictive parsing
 - Analyze grammar to find FIRST sets for productions
 - Compare with lookahead to decide which production to select
 - Parse fails if lookahead does not match FIRST

First Sets

▶ Motivating example

- The lookahead is x
- Given grammar $S \rightarrow xyz \mid abc$
 - Select $S \rightarrow xyz$ since 1st terminal in RHS matches x
- Given grammar $S \rightarrow A \mid B \quad A \rightarrow x \mid y \quad B \rightarrow z$
 - Select $S \rightarrow A$, since A can derive string beginning with x

▶ In general

- Choose a production that can derive a sentential form beginning with the lookahead
- Need to know what terminal may be **first** in any sentential form derived from a nonterminal / production

First Sets

► Definition

- **First(γ)**, for any terminal or nonterminal γ , is the set of initial terminals of all strings that γ may expand to
- We'll use this to decide what production to apply

► Examples

- Given grammar $S \rightarrow xyz \mid abc$
 - $\text{First}(xyz) = \{ x \}$, $\text{First}(abc) = \{ a \}$
 - $\text{First}(S) = \text{First}(xyz) \cup \text{First}(abc) = \{ x, a \}$
- Given grammar $S \rightarrow A \mid B \quad A \rightarrow x \mid y \quad B \rightarrow z$
 - $\text{First}(x) = \{ x \}$, $\text{First}(y) = \{ y \}$, $\text{First}(A) = \{ x, y \}$
 - $\text{First}(z) = \{ z \}$, $\text{First}(B) = \{ z \}$
 - $\text{First}(S) = \{ x, y, z \}$

Calculating First(γ)

- ▶ For a terminal a
 - $\text{First}(a) = \{ a \}$
- ▶ For a nonterminal N
 - If $N \rightarrow \varepsilon$, then add ε to $\text{First}(N)$
 - If $N \rightarrow \alpha_1 \alpha_2 \dots \alpha_n$, then (note the α_i are all the symbols on the right side of one single production):
 - Add $\text{First}(\alpha_1 \alpha_2 \dots \alpha_n)$ to $\text{First}(N)$, where $\text{First}(\alpha_1 \alpha_2 \dots \alpha_n)$ is defined as
 - $\text{First}(\alpha_1)$ if $\varepsilon \notin \text{First}(\alpha_1)$
 - Otherwise $(\text{First}(\alpha_1) - \varepsilon) \cup \text{First}(\alpha_2 \dots \alpha_n)$
 - If $\varepsilon \in \text{First}(\alpha_i)$ for all i , $1 \leq i \leq k$, then add ε to $\text{First}(N)$

First() Examples

$E \rightarrow id = n \mid \{ L \}$

$L \rightarrow E ; L \mid \varepsilon$

$First(id) = \{ id \}$

$First("=") = \{ "=" \}$

$First(n) = \{ n \}$

$First("\{") = \{ "\{ " \}$

$First("\}") = \{ "\} " \}$

$First(" ; ") = \{ " ; " \}$

$First(E) = \{ id, "\{ " \}$

$First(L) = \{ id, "\{ ", \varepsilon \}$

$E \rightarrow id = n \mid \{ L \} \mid \varepsilon$

$L \rightarrow E ; L$

$First(id) = \{ id \}$

$First("=") = \{ "=" \}$

$First(n) = \{ n \}$

$First("\{") = \{ "\{ " \}$

$First("\}") = \{ "\} " \}$

$First(" ; ") = \{ " ; " \}$

$First(E) = \{ id, "\{ ", \varepsilon \}$

$First(L) = \{ id, "\{ ", " ; " \}$

Quiz #1

Given the following grammar:

$$S \rightarrow aAB$$
$$A \rightarrow CBC$$
$$B \rightarrow b$$
$$C \rightarrow cC \mid \epsilon$$

What is $\text{First}(S)$?

A. $\{a\}$

B. $\{b, c\}$

C. $\{b\}$

D. $\{c\}$

Quiz #1

Given the following grammar:

$$S \rightarrow aAB$$
$$A \rightarrow CBC$$
$$B \rightarrow b$$
$$C \rightarrow cC \mid \epsilon$$

What is $\text{First}(S)$?

A. {a}

B. {b, c}

C. {b}

D. {c}

Quiz #2

Given the following grammar:

S	\rightarrow	aAB
A	\rightarrow	CBC
B	\rightarrow	b
C	\rightarrow	$cC \mid \epsilon$

What is **First(B)**?

- A. {a}
- B. {b, c}
- C. {b}
- D. {c}

Quiz #2

Given the following grammar:

S	\rightarrow	aAB
A	\rightarrow	CBC
B	\rightarrow	b
C	\rightarrow	$cC \mid \epsilon$

What is **First(B)**?

- A. {a}
- B. {b, c}
- C. {b}**
- D. {c}

Quiz #3

Given the following grammar:

S	\rightarrow	aAB
A	\rightarrow	CBC
B	\rightarrow	b
C	\rightarrow	$cC \mid \epsilon$

What is **First(A)**?

- A. {a}
- B. {b, c}
- C. {b}
- D. {c}

Quiz #3

Given the following grammar:

S	\rightarrow	aAB
A	\rightarrow	CBC
B	\rightarrow	b
C	\rightarrow	$cC \mid \epsilon$

What is $\text{First}(A)$?

A. $\{a\}$

B. $\{b, c\}$

C. $\{b\}$

D. $\{c\}$

Recursive Descent Parser Implementation

- ▶ For all terminals, use function `match_tok a`
 - If lookahead is `a` it consumes the lookahead by advancing the lookahead to the next token, and returns
 - Fails with a parse error if lookahead is not `a`
- ▶ For each nonterminal `N`, create a function `parse_N`
 - Called when we're trying to parse a part of the input which corresponds to (or can be derived from) `N`
 - `parse_S` for the start symbol `S` begins the parse

match_tok in OCaml

```
let tok_list = ref [] (* list of parsed tokens *)

exception ParseError of string

let match_tok a =
  match !tok_list with
  | (* checks lookahead; advances on match *)
    (h::t) when a = h -> tok_list := t
  | _ -> raise (ParseError "bad match")

(* used by parse_X *)
let lookahead () =
  match !tok_list with
  | [] -> raise (ParseError "no tokens")
  | (h::t) -> h
```

Parsing Nonterminals

- ▶ The body of `parse_N` for a nonterminal `N` does the following
 - Let $N \rightarrow \beta_1 \mid \dots \mid \beta_k$ be the productions of `N`
 - Here β_i is the entire right side of a production- a sequence of terminals and nonterminals
 - Pick the production $N \rightarrow \beta_i$ such that the lookahead is in $\text{First}(\beta_i)$
 - It must be that $\text{First}(\beta_i) \cap \text{First}(\beta_j) = \emptyset$ for $i \neq j$
 - If there is no such production, but $N \rightarrow \epsilon$ then return
 - Otherwise fail with a parse error
 - Suppose $\beta_i = \alpha_1 \alpha_2 \dots \alpha_n$. Then call `parse_α1()`; ... ; `parse_αn()` to match the expected right-hand side, and return

Example Parser

- ▶ Given grammar $S \rightarrow xyz \mid abc$
 - $\text{First}(xyz) = \{ x \}$, $\text{First}(abc) = \{ a \}$

- ▶ Parser

```
let parse_S () =  
  if lookahead () = "x" then (* S → xyz *)  
    (match_tok "x";  
     match_tok "y";  
     match_tok "z")  
  else if lookahead () = "a" then (* S → abc *)  
    (match_tok "a";  
     match_tok "b";  
     match_tok "c")  
  else raise (ParseError "parse_S")
```

Another Example Parser

▶ Given grammar $S \rightarrow A \mid B$ $A \rightarrow x \mid y$ $B \rightarrow z$

- $\text{First}(A) = \{ x, y \}$, $\text{First}(B) = \{ z \}$

▶ Parser:

```
let rec parse_S () =  
  if lookahead () = "x" ||  
    lookahead () = "y" then  
    parse_A () (* S → A *)  
  else if lookahead () = "z" then  
    parse_B () (* S → B *)  
  else raise (ParseError "parse_S")  
  
and parse_A () =  
  if lookahead () = "x" then  
    match_tok "x" (* A → x *)  
  else if lookahead () = "y" then  
    match_tok "y" (* A → y *)  
  else raise (ParseError "parse_A")  
  
and parse_B () = ...
```

Example

$E \rightarrow id = n \mid \{ L \}$

$L \rightarrow E ; L \mid \epsilon$

$\text{First}(E) = \{ id, \{ \}$

Parser:

```
let rec parse_E () =
  if lookahead () = "id" then
    (* E → id = n *)
    (match_tok "id";
     match_tok "=";
     match_tok "n")
  else if lookahead () = "{" then
    (* E → { L } *)
    (match_tok "{";
     parse_L ();
     match_tok "}")
  else raise (ParseError "parse_A")

and parse_L () =
  if lookahead () = "id"
  || lookahead () = "{" then
    (* L → E ; L *)
    (parse_E ();
     match_tok ";";
     parse_L ())
  else
    (* L → ε *)
    ()
```

Things to Notice

- ▶ If you draw the execution trace of the parser
 - You get the parse tree

▶ Examples

- Grammar

$S \rightarrow xyz$

$S \rightarrow abc$

- String “xyz”

parse_S ()

match_tok “x”

match_tok “y”

match_tok “z”

S
/ | \
x y z

- Grammar

$S \rightarrow A | B$

$A \rightarrow x | y$

$B \rightarrow z$

- String “x”

parse_S ()

parse_A ()

match_tok “x”

S
|
A
|
x

Things to Notice (cont.)

- ▶ This is a **predictive** parser
 - Because the lookahead determines exactly which production to use
- ▶ This parsing strategy may fail on some grammars
 - Production First sets overlap
 - Production First sets contain ϵ
 - Possible infinite recursion
- ▶ Does not mean grammar is not usable
 - Just means this parsing method not powerful enough
 - May be able to change grammar

Conflicting First Sets

- ▶ Consider parsing the grammar $E \rightarrow ab \mid ac$
 - $\text{First}(ab) = a$ Parser cannot choose between
 - $\text{First}(ac) = a$ RHS based on lookahead!
- ▶ Parser fails whenever $A \rightarrow \alpha_1 \mid \alpha_2$ and
 - $\text{First}(\alpha_1) \cap \text{First}(\alpha_2) \neq \varepsilon$ or \emptyset
- ▶ Solution
 - Rewrite grammar using **left factoring**

Left Factoring Algorithm

▶ Given grammar

- $A \rightarrow x\alpha_1 \mid x\alpha_2 \mid \dots \mid x\alpha_n \mid \beta$

▶ Rewrite grammar as

- $A \rightarrow xL \mid \beta$

- $L \rightarrow \alpha_1 \mid \alpha_2 \mid \dots \mid \alpha_n$

▶ Repeat as necessary

▶ Examples

- $S \rightarrow ab \mid ac \quad \Rightarrow \quad S \rightarrow aL \quad L \rightarrow b \mid c$

- $S \rightarrow abcA \mid abB \mid a \quad \Rightarrow \quad S \rightarrow aL \quad L \rightarrow bcA \mid bB \mid \varepsilon$

- $L \rightarrow bcA \mid bB \mid \varepsilon \quad \Rightarrow \quad L \rightarrow bL' \mid \varepsilon \quad L' \rightarrow cA \mid B$

Alternative Approach

- ▶ Change structure of parser
 - First match **common prefix** of productions
 - Then use lookahead to chose between productions

▶ Example

- Consider parsing the grammar $E \rightarrow a+b \mid a*b \mid a$

```
let parse_E () =  
  match_tok "a"; (* common prefix *)  
  if lookahead () = "+" then (* E → a+b *)  
    (match_tok "+";  
     match_tok "b")  
  else if lookahead () = "*" then (* E → a*b *)  
    (match_tok "*";  
     match_tok "b")  
  else () (* E → a *)
```

Left Recursion

- ▶ Consider grammar $S \rightarrow Sa \mid \epsilon$

- Try writing parser

```
let rec parse_S () =  
  if lookahead () = "a" then  
    (parse_S ();  
     match_tok "a") (* S → Sa *)  
  else ()
```

- Body of `parse_S ()` has an infinite loop!
 - Infinite loop occurs in grammar with **left recursion**

Right Recursion

- ▶ Consider grammar $S \rightarrow aS \mid \epsilon$ Again, $\text{First}(aS) = a$
 - Try writing parser

```
let rec parse_S () =  
  if lookahead () = "a" then  
    (match_tok "a";  
     parse_S ()) (* S → aS *)  
  else ()
```

- Will `parse_S()` infinite loop?
 - Invoking `match_tok` will advance lookahead, eventually stop
- Top down parsers handles grammar w/ **right recursion**

Algorithm To Eliminate Left Recursion

- ▶ Given grammar
 - $A \rightarrow A\alpha_1 \mid A\alpha_2 \mid \dots \mid A\alpha_n \mid \beta$
 - β must exist or derivation will not yield string
- ▶ Rewrite grammar as (repeat as needed)
 - $A \rightarrow \beta L$
 - $L \rightarrow \alpha_1 L \mid \alpha_2 L \mid \dots \mid \alpha_n L \mid \varepsilon$
- ▶ Replaces left recursion with right recursion
- ▶ Examples
 - $S \rightarrow Sa \mid \varepsilon \quad \Rightarrow \quad S \rightarrow L \quad L \rightarrow aL \mid \varepsilon$
 - $S \rightarrow Sa \mid Sb \mid c \quad \Rightarrow \quad S \rightarrow cL \quad L \rightarrow aL \mid bL \mid \varepsilon$

Quiz #4

- ▶ What Does the following code parse?

```
let parse_S () =  
  if lookahead () = "a" then  
    (match_tok "a";  
     match_tok "x";  
     match_tok "y")  
  else if lookahead () = "q" then  
    match_tok "q"  
  else  
    raise (ParseError "parse_S")
```

- A. $S \rightarrow axyq$
- B. $S \rightarrow a \mid q$
- C. $S \rightarrow aaxy \mid qq$
- D. $S \rightarrow axy \mid q$

Quiz #4

- ▶ What Does the following code parse?

```
let parse_S () =  
  if lookahead () = "a" then  
    (match_tok "a";  
     match_tok "x";  
     match_tok "y")  
  else if lookahead () = "q" then  
    match_tok "q"  
  else  
    raise (ParseError "parse_S")
```

- A. $S \rightarrow axyq$
- B. $S \rightarrow a \mid q$
- C. $S \rightarrow aaxy \mid qq$
- D. $S \rightarrow axy \mid q$

Quiz #5

- ▶ What Does the following code parse?

```
let rec parse_S () =  
  if lookahead () = "a" then  
    (match_tok "a";  
     parse_S ())  
  else if lookahead () = "q" then  
    (match_tok "q";  
     match_tok "p")  
  else  
    raise (ParseError "parse_S")
```

- A. $S \rightarrow aS \mid qp$
- B. $S \rightarrow a \mid S \mid qp$
- C. $S \rightarrow aqSp$
- D. $S \rightarrow a \mid q$

Quiz #5

- ▶ What Does the following code parse?

```
let rec parse_S () =  
  if lookahead () = "a" then  
    (match_tok "a";  
     parse_S ())  
  else if lookahead () = "q" then  
    (match_tok "q";  
     match_tok "p")  
  else  
    raise (ParseError "parse_S")
```

- A. $S \rightarrow aS \mid qp$
- B. $S \rightarrow a \mid S \mid qp$
- C. $S \rightarrow aqSp$
- D. $S \rightarrow a \mid q$

Quiz #6

Can recursive descent parse this grammar?

$S \rightarrow aBa$
$B \rightarrow bC$
$C \rightarrow \varepsilon \mid Cc$

- A. Yes
- B. No

Quiz #6

Can recursive descent parse this grammar?

$S \rightarrow aBa$
$B \rightarrow bC$
$C \rightarrow \varepsilon \mid Cc$

A. Yes

B. No

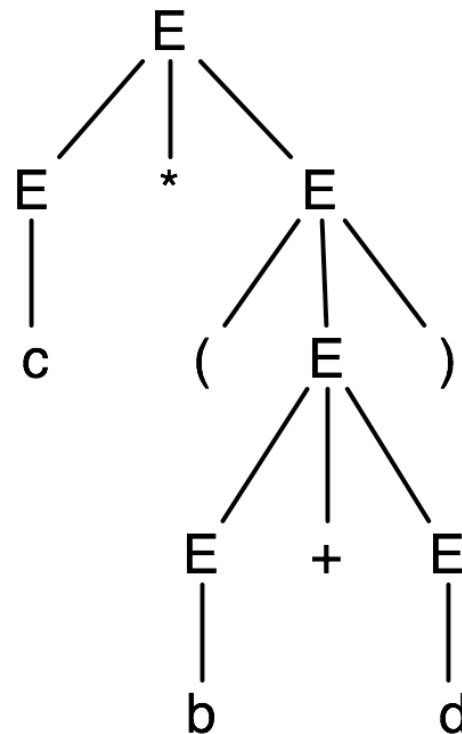
(due to left recursion)

What's Wrong With Parse Trees?

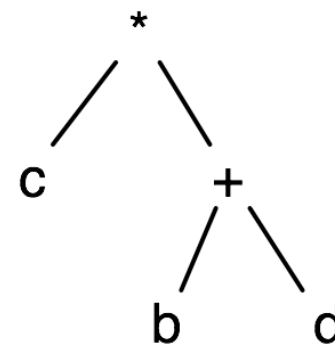
- ▶ Parse trees contain too much information
 - Example
 - Parentheses
 - Extra nonterminals for precedence
 - This extra stuff is needed for parsing
- ▶ But when we want to **reason** about languages
 - Extra information gets in the way (too much detail)

Abstract Syntax Trees (ASTs)

- ▶ An **abstract syntax tree** is a more compact, abstract representation of a parse tree, with only the essential parts



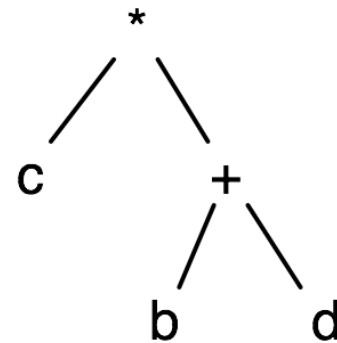
parse
tree



AST

Abstract Syntax Trees (cont.)

- ▶ Intuitively, ASTs correspond to the data structure you'd use to represent strings in the language
 - Note that grammars describe trees
 - So do OCaml datatypes, as we have seen already
 - $E \rightarrow a \mid b \mid c \mid E+E \mid E-E \mid E^*E \mid (E)$



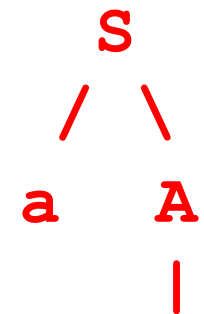
Producing an AST

- ▶ To produce an AST, we can modify the `parse()` functions to construct the AST along the way
 - `match_tok a` returns an AST node (leaf) for `a`
 - `parse_A` returns an AST node for `A`
 - AST nodes for RHS of production become children of LHS node

- ▶ Example

- $S \rightarrow aA$

```
let rec parse_S () =  
  if lookahead () = "a" then  
    let n1 = match_tok "a" in  
    let n2 = parse_A () in  
    Node(n1,n2)  
  else raise ParseError "parse_S"
```



The Compilation Process

