

CMSC 330: Organization of Programming Languages

Objects and Functional Programming

OOP vs. FP

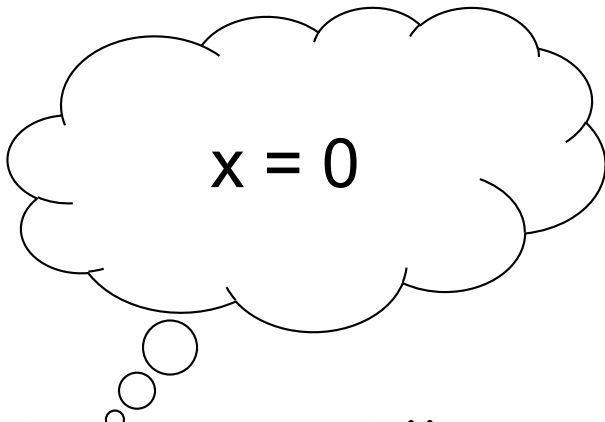
- Object-oriented programming (OOP)
 - Computation as interactions between objects
 - Objects encapsulate state, which is usually mutable
 - Accessed / modified via object' s public methods
- Functional programming (FP)
 - Computation as evaluation of functions
 - Mutable data used to improve efficiency
 - Higher-order functions implemented as **closures**
 - Closure = function + environment

Relating Objects to Closures

- An **object**...
 - Is a collection of fields (data)
 - ...and methods (code)
 - When a method is invoked
 - Method has implicit **this** parameter that can be used to access fields of object
- A **closure**...
 - Is a pointer to an environment (data)
 - ...and a function body (code)
 - When a closure is invoked
 - Function has implicit environment that can be used to access variables

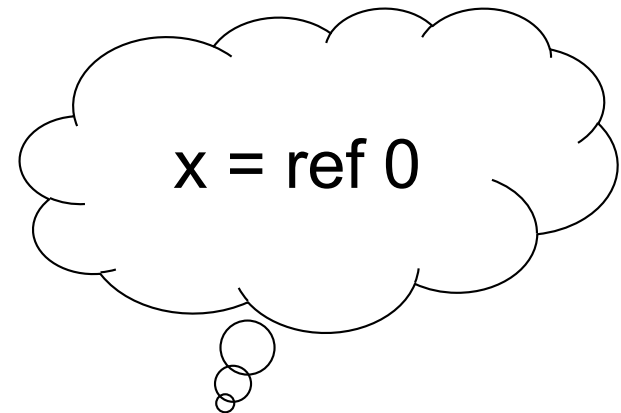
Relating Objects to Closures

```
class C {  
  int x = 0;  
  void set_x(int y) { x = y; }  
  int get_x() { return x; }  
}
```



```
C c = new C();  
c.set_x(3);  
int y = c.get_x();
```

```
let make () =  
  let x = ref 0 in  
    ( (fun y -> x := y),  
      (fun () -> !x) )
```



```
fun y -> x := y
```

```
fun () -> !x
```

```
let (set, get) = make ();;  
set 3;;  
let y = get ();;
```

Encoding Objects with Closures

- We can apply this transformation in general

```
class C { f1 ... fn; m1 ... mn; }
```

- becomes

```
let make () =  
  let f1 = ...  
  ...  
  and fn = ... in  
  ( fun ... , (* body of m1 *)  
    ...  
    fun ..., (* body of mn *)  
  )
```

} Tuple
containing
closures
(could use
record instead)

- make () is like the constructor
- The closure environment contains the fields

Quiz 1: Is Circle Encoded Correctly?

```
class Circle {
  float r = 0;
  void set_r (float t) { r = t; }
  float get_r () { return r; }
  float area() {
    return 3.14 * r * r;}
}
```

```
C c = new Circle();
c.set_r(1.0);
float y = c.get_r();
c.area();
```

- A. True
- B. False

```
let make () =
  let r = 0.0 in
  ((fun y -> let r = y in ()),
   (fun () -> r),
   fun () -> r *. r *. 3.14
  )
```

```
let (set_r, get_r, area) =
  make ();;

set_r 1.0;;
let y = get_r();;
area();;
```

Quiz 1: Is Circle Encoded Correctly?

```
class Circle {
  float r = 0;
  void set_r (float t) { r = t; }
  float get_r () { return r; }
  float area() {
    return 3.14 * r * r;}
}
```

```
C c = new Circle();
c.set_r(1.0);
float y = c.get_r();
c.area();
```

A. True

B. False

```
let make () =
  let r = ref 0.0 in
  ((fun y -> let r := y in ()),
   (fun () -> !r),
   fun () -> !r *. !r *. 3.14
  )
```

```
let (set_r, get_r, area) =
  make ();;

set_r 1.0;;
let y = get_r();;
Area();;
```

Relating Closures to Objects

- A closure is like an object with a designated `eval()` method
 - The type of `eval` corresponds to the type of the closure's function, $T \rightarrow U$

```
interface Func<T,U> {
    U eval(T x);
}
class G implements Func<T,U> {
    U eval(T x) { /* body of fn */ }
}
```

- Environment is stored as field(s) of `G`

Relating Closures to Objects

```
let add1 x = x + 1
```

```
interface IntIntFun {  
    Integer eval(Integer x);  
}  
class Add1 implements IntIntFun {  
    Integer eval(Integer x) {  
        return x + 1;  
    }  
}
```

```
add1 2;;  
add1 3;;
```

```
new Add1().eval(2);  
new Add1().eval(3);
```

Quiz 2: What does this evaluate to?

```
interface IntIntFun {
    Integer eval(Integer x);
}
class Foo implements IntIntFun {
    Integer eval(Integer x) {
        return x * 2;
    }
}

new Foo(5);
```

- A. 5
- B. 10
- C. 6
- D. None of the above

Quiz 2: What does this evaluate to?

```
interface IntIntFun {
    Integer eval(Integer x);
}
class Foo implements IntIntFun {
    Integer eval(Integer x) {
        return x * 2;
    }
}

new Foo(5);
```

- A. 5
- B. 10
- C. 6
- D. None of the above (should be called `new Foo().eval(5)`)

Relating Closures to Objects

```
let app_to_1 f = f 1
```

```
interface IntIntFunFun {  
    Integer eval(IntIntFun x);  
}  
class AppToOne  
    implements IntIntFunFun {  
    Integer eval(IntIntFun f) {  
        return f.eval(1);  
    }  
}
```

```
app_to_1 add1;;
```

```
new AppToOne().eval(new Add1());
```

Quiz 3: What does this evaluate to?

```
interface IntIntFun {
    Integer eval(Integer x);
}
class Foo implements IntIntFun {
    Integer eval(Integer x) {
        return x * 2;
    }
}
interface IntIntFunFun {
    Integer eval(IntIntFun x);
}
class AppToFive
    implements IntIntFunFun {
    Integer eval(IntIntFun f) {
        return f.eval(5);
    }
}
```

```
new AppToFive().eval
    (new Foo());
```

- A. 5
- B. 10
- C. 6
- D. Error

Quiz 3: What does this evaluate to?

```
interface IntIntFun {
    Integer eval(Integer x);
}
class Foo implements IntIntFun {
    Integer eval(Integer x) {
        return x * 2;
    }
}
interface IntIntFunFun {
    Integer eval(IntIntFun x);
}
class AppToFive
    implements IntIntFunFun {
    Integer eval(IntIntFun f) {
        return f.eval(5);
    }
}
```

```
new AppToFive().eval
    (new Foo());
```

- A. 5
- B. 10**
- C. 6
- D. Error

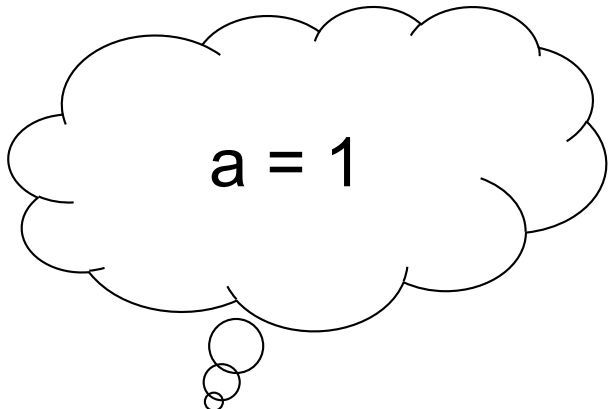
Relating Closures to Objects

```
interface Func<T,U> {
    U eval(T x);
}
class Add1 implements Func<Integer,Integer> {
    public Integer eval(Integer x) {
        return x + 1;
    }
}
class AppToOne
    implements Func<Func<Integer,Integer>,Integer> {
    public Integer eval(Func<Integer,Integer> f) {
        return f.eval(1);
    }
}
```

```
app_to_1 add1;;          new AppToOne().eval(new Add1());
```

Relating Closures to Objects

```
let add a b = a + b;;
```

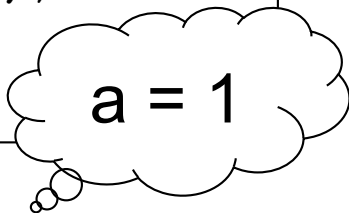


a = 1

```
fun b -> a + b
```

```
let add1 = add 1;;  
add1 4;;
```

```
class Add  
implements Func<Int,Func<Int,Int>> {  
  private static class AddClosure  
  implements Func<Int,Int> {  
    private final Int a;  
    AddClosure(Int a) {  
      this.a = a;  
    }  
    Integer eval(Int b) {  
      return a + b;  
    }  
  }  
  Func<Int,Int> eval(Int x) {  
    return new AddClosure(x);  
  }  
}
```



a = 1

```
Func<Int,Int> add1 = new Add().eval(1);  
add1.eval(4);
```


Encoding Closures with Objects

- We can apply this transformation in general

```
... (fun x -> (* body of fn *)) ...  
let h f ... = ...f y...
```

- becomes

```
interface F<T,U> { U eval(T x); }  
class G implements F<T,U> {  
    U eval(T x) { /* body of fn */ }  
}  
class C {  
    Typ1 h(F<Typ2,Typ3> f, ...) {  
        ...f.eval(y) ...  
    }  
}
```

- F is the interface of a closure's function
- G represents the particular function

Quiz 4: Are these two versions equivalent?

```
let mult x y = x * y
let f = mult 2 in
f 3;;
```

- A. True
- B. False

```
interface IntIntFun {
    Integer eval(Integer x);
}
class Mult implements IntIntFun {
    private int x;
    Mult(int x) { this.x = x }
    Integer eval(Integer y) {
        return x * y;
    }
}
Mult f = new Mult(2);
f.eval(3);
```

Quiz 4: Are these two versions equivalent?

```
let mult x y = x * y
let f = mult 2 in
f 3;;
```

- A. True
- B. False

```
interface IntIntFun {
    Integer eval(Integer x);
}
class Mult implements IntIntFun {
    private int x;
    Mult(int x) { this.x = x }
    Integer eval(Integer y) {
        return x * y;
    }
}
Mult f = new Mult(2);
f.eval(3);
```

Recall a Useful Higher-Order Function

```
let rec map f = function
  [] -> []
| (h::t) -> (f h) :: (map f t)
```

- Map applies an arbitrary function **f**
 - To each element of a list
 - And returns the results collected in a list
- Can we encode this in Java?
 - Using object-oriented programming

An Integer List Abstraction in Java

```
public class MyList {
    private class ConsNode {
        int head;
        MyList tail;
        ConsNode(int h, MyList l){
            head = h; tail = l;
        }
    }
    private ConsNode contents;

    public MyList () {
        contents = null;
    }

    public MyList(int h, MyList l){
        contents =
            new ConsNode (h, l);
    }
}
```

```
public MyList cons (int h) {
    return new MyList(h, this);
}

public int hd () {
    return contents.head;
}

public MyList tl () {
    return contents.tail;
}

public boolean isNull () {
    return (contents == null);
}
}
```

A Map Method for Lists in Java

- Problem – Write a **map** method in Java
 - Must pass a function into another function
- Solution
 - Can be done using an object with a **known** method
 - Use **interface** to specify what method must be present

```
public interface IntFunction {  
    int eval(int arg);  
}
```

(can make this polymorphic but will keep it simpler for now)

A Map Method for Lists (cont.)

- Examples
 - Two classes which both implement Function interface

```
class AddOne implements IntFunction {  
    int eval (int arg) {  
        return (arg + 1);  
    }  
}
```

```
class MultTwo implements IntFunction {  
    int eval(int arg) {  
        return (arg * 2);  
    }  
}
```

The New List Class

```
class MyList {  
    ...  
    public MyList map (IntFunction f) {  
        if (this.isNull()) return this;  
        else return (this.tl()).map(f).cons (f.eval (this.hd()));  
    }  
}
```


Applying Map To Lists

- Then to apply the function, we just do

```
MyList l = ...;  
MyList l1 = l.map(new AddOne());  
MyList l2 = l.map(new MultTwo());
```

- We make a new object
 - That has a method that performs the function we want
- This is sometimes called a **callback**
 - Because `map` “calls back” to the object passed into it
- But it’s really just a higher-order function
 - Written more awkwardly

We Can Do This for Fold Also!

- Recall

```
let rec fold f a = function
  [] -> a
| (h::t) -> fold f (f a h) t
```

- **Fold** accumulates a value (in **a**) as it traverses a list
 - **f** is used to determine how to “fold” the head of a list into **a**
- This can be done in Java using an approach similar to map!

A Fold Method for Lists in Java

- Problem – Write a `fold` method in Java
 - Must pass a function into another function
- Solution
 - Can be done using an object with a `known` method
 - Use `interface` to specify what method must be present

```
public interface IntBinFunction {  
    Integer eval(Integer arg1, Integer arg2);  
}
```

A Fold Method for Lists (cont.)

- Examples
 - A classes which implements `IntBinFunction` interface

```
class Sum implements IntBinFunction {
    Integer eval(Integer arg1, Integer arg2) {
        return new Integer(arg1 + arg2);
    }
}
```

- Note: this is not curried
 - How might you make it so?

The New List Class

```
class MyList {
  ...
  public MyList map (IntFunction f) {
    if (this.isNull()) return this;
    else return (this.tl()).map(f).cons (f.eval (this.hd()));
  }

  public int fold (IntBinFunction f, int a) {
    if (this.isNull()) return a;
    else return (this.tl()).fold(f, f.eval(a, this.hd()));
  }
}
```

Applying Fold to Lists

- To apply the fold function, we just do this:

```
MyList l = ...;  
int s = l.fold (new Sum(), 0);
```

- The result is that **s** contains the sum of the elements in **l**

Java 8 Eases the Syntax

- Java 8 allows you to make objects that act as functions, more easily
 - Instead of this

```
MyList l = ...;  
MyList l1 = l.map(new AddOne());  
MyList l2 = l.map(new MultTwo());
```

- Write this

```
MyList l = ...;  
MyList l1 = l.map((x) -> x + 1);  
MyList l2 = l.map((y) -> y * 2);
```

Code as Data

- Closures and objects are related
 - Both of them allow
 - Data to be associated with higher-order code
 - Passing code around the program
- The key insight in all of these examples
 - Treat **code** as if it were **data**
 - Allowing code to be passed around the program
 - And invoked where it is needed (as callback)
- Approach depends on programming language
 - Higher-order functions (OCaml, Ruby, Lisp)
 - Function pointers (C, C++)
 - Objects with known methods (Java)

Code as Data

- This is a powerful programming technique
 - Solves a number of problems quite elegantly
 - Create new control structures (e.g., Ruby iterators)
 - Add operations to data structures (e.g., visitor pattern)
 - Event-driven programming (e.g., observer pattern)
 - Keeps code separate
 - Clean division between higher & lower-level code
 - Promotes code reuse
 - Lower-level code supports different callbacks