

# CMSC 330: Organization of Programming Languages

---

Equality, Mixin Inheritance, Miscellany

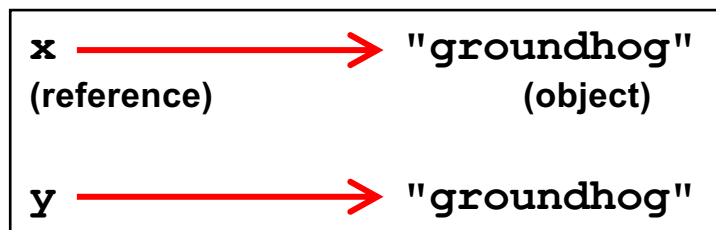
# Object Copy vs. Reference Copy

---

- ▶ Consider the following Ruby code

```
x = "groundhog" ; y = x
```

- ▶ Which of these occur?



Object copy



Reference copy

# Object Copy vs. Reference Copy (cont.)

---

▶ For

```
x = "groundhog" ; y = x
```

- Ruby does a reference copy (Java does, too)

▶ But for

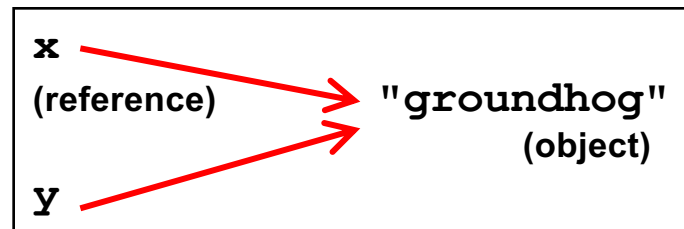
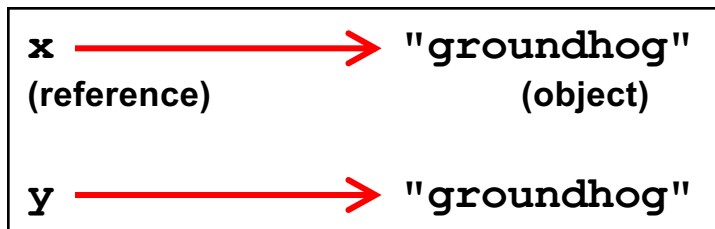
```
x = "groundhog"  
y = String.new(x)
```

- Ruby would cause an object copy
- Unnecessary in Java since Strings are immutable
  - Can you explain why immutability implies copies are unnecessary?

# Physical vs. Structural Equality

---

- ▶ Consider these examples again:



- ▶ If we compare  $x$  and  $y$ , what is considered?
  - The **references**, or the **contents of the objects** they point to?
- ▶ How does the result change, depending?
  - If **references** are compared (**physical equality**), the left example is false but the right one is true
  - If **objects** are compared (**structural equality**), both are true

# String Equality

---

- ▶ In Java, `x == y` is **physical** equality, always
  - Compares references, not string contents
- ▶ In Ruby, `x == y` for strings uses **structural** equality
  - Compares contents, not references
  - `==` is a method that can be overridden in Ruby!
  - To check physical equality, use the `equal?` method
    - Inherited from the `Object` class
- ▶ It's always important to know whether you're doing a reference or object copy
  - And physical or structural comparison

# Comparing Equality

---

Language

Physical equality

Structural equality

Java

**a == b**

**a.equals(b)**

Ruby

**a.equal?(b)**

**a == b**

Ocaml

**a == b**

**a = b**

Python

**a is b**

**a == b**

Scheme

**(eq? a b)**

**(equal? a b)**

Visual Basic .NET

**a Is b**

**a = b**

## Quiz 1: Which is true?

---

- a) Structural equality implies physical equality
- b) Physical equality implies structural equality
- c) Physical equality does not work for cyclic data structures
- d) `==` always means physical equality

## Quiz 1: Which is true?

---

- a) Structural equality implies physical equality
- b) **Physical equality implies structural equality**
- c) Physical equality does not work for cyclic data structures
- d) == always means physical equality



# Comparisons

---

- ▶ Sorting requires ability to compare two values
- ▶ Ruby comparison method `<=>`
  - -1 = less
  - 0 = equals
  - +1 = greater
- ▶ Examples
  - `3 <=> 4` returns -1
  - `4 <=> 3` returns +1
  - `3 <=> 3` returns 0

# Sorting

---

- ▶ Two ways to sort an Array
  - Default sort (puts values in ascending order)
    - `[2,5,1,3,4].sort` # returns `[1,2,3,4,5]`
  - Custom sort (based on value returned by code block)
    - `[2,5,1,3,4].sort { |x,y| y <=> x }` # returns `[5,4,3,2,1]`
    - Where -1 = less, 0 = equals, +1 = greater
    - Code block return value used for comparisons

## Quiz 2: What is the output?

---

```
print
```

```
[1,4,7,3,2].sort { |x,y| (x % 2) <=> (y % 2) }
```

- Recall that % is the modulus operator
- And <=> is the built in comparison operator

- A. [1, 2, 3, 4, 7]
- B. [4, 2, 1, 7, 3]
- C. [1, 7, 3, 4, 2]
- D. [7, 4, 3, 2, 1]

## Quiz 2: What is the output?

---

```
print
```

```
[1,4,7,3,2].sort { |x,y| (x % 2) <=> (y % 2) }
```

- Recall that % is the modulus operator
- And <=> is the built in comparison operator

a) [1, 2, 3, 4, 7]

b) [4, 2, 1, 7, 3] – evens, then odds, in original order

c) [1, 7, 3, 4, 2]

d) [7, 4, 3, 2, 1]

# Ranges

---

- ▶ `1..3` is an object of class `Range`
  - Integers between 1 and 3 **inclusively**
- ▶ `1...3` also has class `Range`
  - Integers between 1 and 3 **but not including 3 itself**.
- ▶ Not just for integers
  - `'a'..'z'` represents the range of letters 'a' to 'z'
  - `1.3...2.7` is the *continuous* range `[1.3,2.7)`
    - `(1.3...2.7).include? 2.0 # => true`
- ▶ **Discrete** ranges offer the `each` method to iterate
  - And can convert to an array via `to_a`; e.g., `(1..2).to_a`

# Mixins

---

- ▶ Inheritance is one form of code reuse
- ▶ Another form of code reuse is “mix-in” inclusion
  - **include** A “inlines” A’s methods at that point
    - Referred-to variables/methods captured from context
    - In effect: it adds those methods to the current class
- ▶ To define a mixin, use a **module** for A, not class

# Ruby Modules

---

- ▶ A module is a collection of methods and constants
  - Module methods can be called directly
    - So module defines a namespace for those methods
  - Instance methods are “mixed in” to another class

```
module Doubler
  def Doubler.base # module method
    2
  end
  def double # instance method
    self + self
  end
end
```

```
Doubler.base
=> 2
Doubler.class
=> Module
Doubler.new
#err, no method
Doubler.double
#err, no method
Doubler.instance_methods
=> [:double]
```


# Mixin Modules

---

```
module Doubler
  def double
    self + self
  end
end
```

```
class Integer # extends Integer
  include Doubler
end

10.double => 20
```



Inserts instance methods  
from `Doubler` into the  
class `Integer`

```
class String # extends String
  include Doubler
end

"hello".double => "hellohello"
```



# Mixin Method Lookup

---

- ▶ When you call method **m** of class **C**, look for **m**
  1. in **class C** ...
  2. in **mixin** in class **C** ...
    - if multiple mixins included, start in **latest mixin**, then try earlier (**shadowed**) ones ...
  3. in **C's superclass** ...
  4. in **C's superclass mixin** ...
  5. in **C's superclass's superclass** ...
  6. ...

# Mixin Example 1

---

```
module M1
  def hello
    "M1 hello"
  end
end

module M2
  def hello
    "M2 hello"
  end
end
```

```
class A
  include M1
  include M2
  def hello
    "A hello"
  end
end
```

```
a = A.new
a.hello
    => "A hello"
a.class.ancestors
    => [A, M2, M1, Object, Kernel, BasicObject]
```

## Quiz 3: What is the output?

---

```
module M1
  def hello
    "M1 hello"
  end
end

module M2
  def hello
    "M2 hello"
  end
end
```

```
class A
  include M1
  include M2
end
```

- class A does not have a method hello.
- Both M1 and M2 have a method hello. M2's hello shadows M1's.

```
a = A.new
puts a.hello
```

- a. "A hello"
- b. "M1 hello"
- c. "M2 hello"
- d. (nothing)

## Quiz 3: What is the output?

---

```
module M1
  def hello
    "M1 hello"
  end
end

module M2
  def hello
    "M2 hello"
  end
end
```

```
class A
  include M1
  include M2
end
```

- class A does not have a method hello.
- Both M1 and M2 have a method hello. M2's hello shadows M1's.

```
a = A.new
puts a.hello
```

- a. "A hello"
- b. "M1 hello"
- c. "M2 hello"
- d. (nothing)

# Mixin Example 3

---

```
module M1
  def hello
    "m1 says hello, " + super
  end
  def what
    "Mary"
  end
end
class A
  def hello
    "A says hello, " + what
  end
  def what
    "Alice"
  end
end
class B < A
  include M1
  def hello
    "B says hello, " + super
  end
  def what
    "Bob"
  end
end
```

```
b = B.new
b.class.ancestors
=> [B, M1, A, Object, Kernel, BasicObject]
b.hello
=>
B says hello, m1 says hello, A says hello, Bob
```

B's hello is called. super called B's superclass M1's hello. super in M1's hello called hello in superclass A. At the end, the "what" method of the current object "b" is called.

# Mixins: Comparable

---

```
class OneDPoint
  attr_accessor :x
  include Comparable

  def <=>(other) #used by Comparable
    if @x < other.x then return -1
    elsif @x > other.x then return 1
    else return 0
    end
  end
end
```

```
p = OneDPoint.new
p.x = 1
q = OneDPoint.new
q.x = 2
x < y # true
puts [y,x].sort
# prints x, then y
```

# Mixins: Enumerable

---

```
class MyRange
  include Enumerable #map,select, inject, collect, find

  def initialize(low,high)
    @low = low      #(2,8)
    @high = high
  end
  def each #used by Enumerable
    i=@low
    while i <= @high
      yield i
      i=i+1
    end
  end
end
```

# Ruby Summary

---

- ▶ Interpreted
- ▶ Implicit declarations
- ▶ Dynamically typed
- ▶ Built-in regular expressions
- ▶ Easy string manipulation
- ▶ Object-oriented
  - Everything (!) is an object
- ▶ Code blocks
  - Easy higher-order programming!
  - Get ready for a lot more of this...

Makes it  
quick to  
write small  
programs

Hallmark  
of scripting  
languages



# Other Scripting Languages

---

- ▶ Perl and Python are also popular scripting languages
  - Also are interpreted, use implicit declarations and dynamic typing, have easy string manipulation
  - Both include optional “compilation” for speed of loading/execution
- ▶ Will look fairly familiar to you after Ruby
  - Lots of the same core ideas
  - All three have their proponents and detractors
  - Use whichever language you personally prefer