

WINGED-EDGE DATA STRUCTURE

Hanan Samet

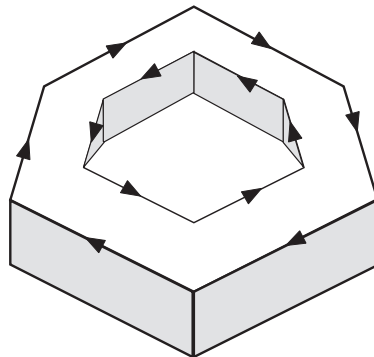
Computer Science Department and
Center for Automation Research and
Institute for Advanced Computer Studies
University of Maryland
College Park, Maryland 20742
e-mail: hjs@umiacs.umd.edu

Copyright © 1997 Hanan Samet

These notes may not be reproduced by any means (mechanical or electronic or any other) without the express written permission of Hanan Samet

EXAMPLE GEOMETRIC DATABASE

- Boundary model (BRep)
- Assume a solid object bounded by compact orientable two-manifold surfaces (i.e., only two faces meet at an edge)
- Primitive topological entities
 1. vertices
 2. edges
 3. faces
- Nonprimitive topological entities for multiply-connected objects (e.g., holes, internal cavities)
 1. shell—a maximally connected set of faces
 - Ex: cube within a cube has two shells (internal and external)
 2. loop on a face—closed chain of edges bounding the face
 - Ex: nut with 2 loops for each of top and bottom faces



DESCRIPTION OF THE BOUNDARY OF AN OBJECT

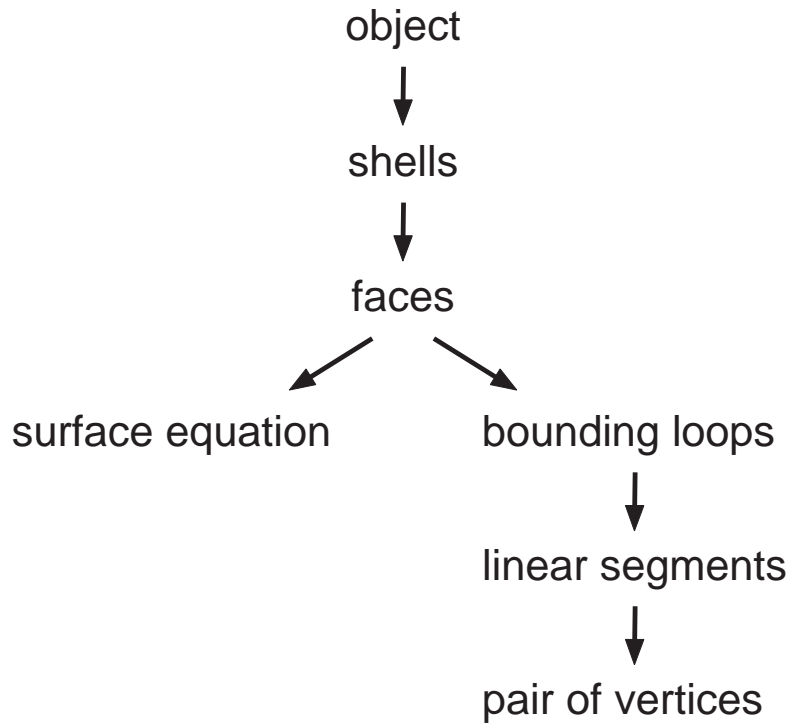
1. Topological description

- adjacency relationships between pairs of individual topological entities (e.g., edge-face, loop-face,...)
- maximum of 25 adjacency relationships (ordered pairs)

2. Geometric description

- shape and location in space of each of the primitive topological entities
 - a. face: surface equation
 - b. edge: endpoints, spline curve, etc.
 - c. vertex: Cartesian coordinates
 - d. shell and loop: none since a collection of primitive topological entities

HIERARCHICAL REPRESENTATION



1. Decompose object into shells
2. Each shell is a collection of faces
3. Each face
 - surface equation, AND
 - collection of its bounding loops
4. Each loop is a chain of edges
5. Each edge is a collection of linear segments
6. Each linear segment is a pair of vertices

SPECIFYING A BOUNDARY MODEL

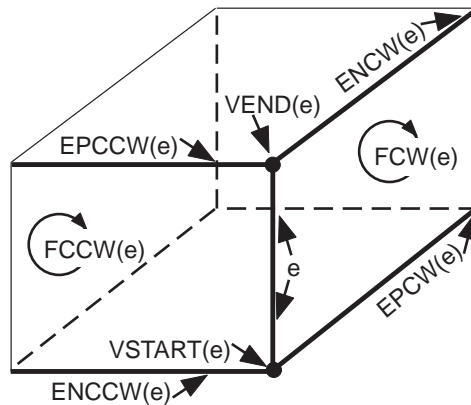
1. Set of topological entities defining the object's boundary
2. Subset of 25 different adjacency relationships between pairs of individual entities
 - relations are ordered
 - edge-face is different from face-edge
 - a. edge-face associates with each edge the two adjacent faces
 - b. face-edge associates with each face the edges that bound it

EXAMPLE BOUNDARY REPRESENTATIONS

1. Symmetric structure uses face-edge, vertex-edge, edge-face, and edge-vertex relationships
2. Face adjacency graph uses face-edge, vertex-face, edge-face, and face-vertex relationships
3. If multiple shells and multiply-connected faces
 - edge-face = edge-loop and loop-face relationships
 - face-edge = face-loop and loop-edge relationships
4. Edge-based
 - drawback of face-edge and vertex-face is that they violate the first normal form (1NF) since a variable amount of information is associated with the second attribute (i.e., edge and face, respectively)
 - no such problem with edge-face and edge-vertex relationships since assume 2-manifold surface (e.g., only two faces may meet at a vertex)
 - basis of winged-edge representation

WINGED-EDGE REPRESENTATION

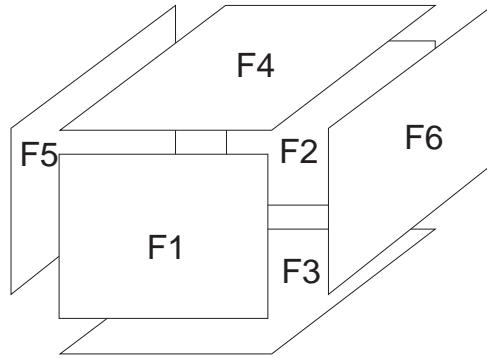
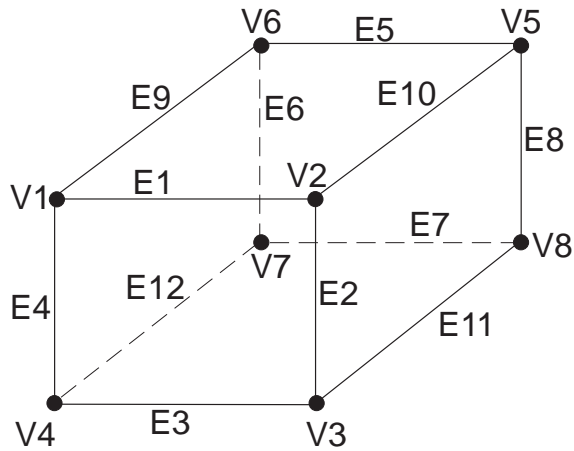
- Physical interpretation of attributes of relations



- Vertex relation:
 - vertex (primary key)
 - 2–4. x, y, z coordinate values (key)
 5. identity of an edge which starts at the vertex (ESTART)
 - enables extracting set of edges incident at a vertex in time proportional to the number of edges
- Face relation:
 - face (primary key)
 - identity of an edge which is part of the face (ESTART)
 - enables extracting set of edges comprising a face in time proportional to the number of edges

- Edge relation:
 1. edge (primary key)
 - 2–3. start (VSTART) and end (VEND) vertices (key)
 - 4–5. two adjacent faces (FCW and FCCW) (key)
 - 6–7. preceding and next edges in one face (EPCW and ENCW) (key)
 - 8–9. preceding and next edges in other face (EPCCW and ENCCW) (key)
- Question: are the relations in 2NF, 3NF, or BCNF?

EXAMPLE OBJECT AND ITS REPRESENTATION



Vertex Table

VERTEX	X	Y	Z	ESTART
V ₁	X ₁	Y ₁	Z ₁	E ₁
V ₂	X ₂	Y ₂	Z ₂	E ₂
V ₃	X ₃	Y ₃	Z ₃	E ₃
V ₄	X ₄	Y ₄	Z ₄	E ₄
V ₅	X ₅	Y ₅	Z ₅	E ₅
V ₆	X ₆	Y ₆	Z ₆	E ₆
V ₇	X ₇	Y ₇	Z ₇	E ₇
V ₈	X ₈	Y ₈	Z ₈	E ₈

Face Table

FACE	ESTART
F ₁	E ₁
F ₂	E ₅
F ₃	E ₁₁
F ₄	E ₉
F ₅	E ₄
F ₆	E ₈

Edge Table

EDGE	VSTART	VEND	EPCW	ENCW	EPCCW	ENCCW	FCW	FCCW
E ₁	V ₁	V ₂	E ₄	E ₂	E ₁₀	E ₉	F ₁	F ₄
E ₂	V ₂	V ₃	E ₁	E ₃	E ₁₁	E ₁₀	F ₁	F ₆
E ₃	V ₃	V ₄	E ₂	E ₄	E ₁₂	E ₁₁	F ₁	F ₃
E ₄	V ₄	V ₁	E ₃	E ₁	E ₉	E ₁₂	F ₁	F ₅
E ₅	V ₅	V ₆	E ₈	E ₆	E ₉	E ₁₀	F ₂	F ₄
E ₆	V ₆	V ₇	E ₅	E ₇	E ₁₂	E ₉	F ₂	F ₅
E ₇	V ₇	V ₈	E ₆	E ₈	E ₁₁	E ₁₂	F ₂	F ₃
E ₈	V ₈	V ₅	E ₇	E ₅	E ₁₀	E ₁₁	F ₂	F ₆
E ₉	V ₁	V ₆	E ₁	E ₅	E ₆	E ₄	F ₄	F ₅
E ₁₀	V ₅	V ₂	E ₅	E ₁	E ₂	E ₈	F ₄	F ₆
E ₁₁	V ₃	V ₈	E ₃	E ₇	E ₈	E ₂	F ₃	F ₆
E ₁₂	V ₇	V ₄	E ₇	E ₃	E ₄	E ₆	F ₃	F ₅

REMOVING REDUNDANT INFORMATION IN THE RELATIONS

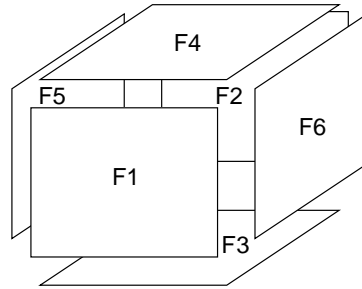
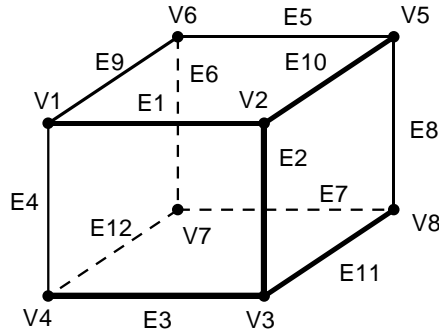
- Minimum information in the relations:
 1. vertex relation: vertex, x, y, z
 2. face relation: face, ESTART
 3. edge relation: edge, VSTART, VEND, FCW, FCCW
- Without FCW and FCCW we cannot get to the faces from the edges and hence we cannot determine the edges that are adjacent to a face
- EPCW and ENCW or EPCCW and ENCCW are inadequate by themselves to identify the edges that are adjacent to a face
- Face relation is not absolutely necessary
- Face relation (ESTART) is only useful to avoid having to perform an $O(\text{number of edges})$ search on the FCW or FCCW fields to determine an edge given a face
- The ESTART field should also be included in the vertex relation



CW EDGES IN A FACE

1. look up face F in face table and find an edge E
2. find E in edge table; repeat until read E again
 - if $F=FCW(E)$ then next edge is $ENCW(E)$
 - else $F=FCCW(E)$ and next edge is $ENCCW(E)$
- Ex: get edges in face F_3 in clockwise order

FACE	ESTART
F ₁	E ₁
F ₂	E ₅
F ₃	E ₇
F ₄	E ₉
F ₅	E ₄
F ₆	E ₈



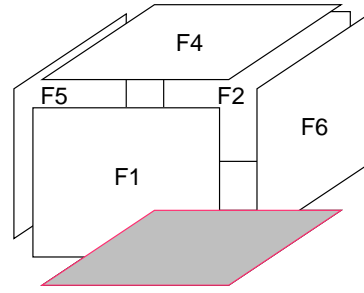
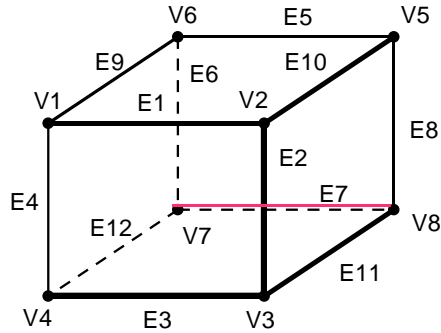
EDGE	VSTART	VEND	EPCW	ENCW	EPCCW	ENCCW	FCW	FCCW
E ₁	V ₁	V ₂	E ₄	E ₂	E ₁₀	E ₉	F ₁	F ₄
E ₂	V ₂	V ₃	E ₁	E ₃	E ₁₁	E ₁₀	F ₁	F ₆
E ₃	V ₃	V ₄	E ₂	E ₄	E ₁₂	E ₁₁	F ₁	F ₃
E ₄	V ₄	V ₁	E ₃	E ₁	E ₉	E ₁₂	F ₁	F ₅
E ₅	V ₅	V ₆	E ₈	E ₆	E ₉	E ₁₀	F ₂	F ₄
E ₆	V ₆	V ₇	E ₅	E ₇	E ₁₂	E ₉	F ₂	F ₅
E ₇	V ₇	V ₈	E ₆	E ₈	E ₁₁	E ₁₂	F ₂	F ₃
E ₈	V ₈	V ₅	E ₇	E ₅	E ₁₀	E ₁₁	F ₂	F ₆
E ₉	V ₁	V ₆	E ₁	E ₅	E ₆	E ₄	F ₄	F ₅
E ₁₀	V ₅	V ₂	E ₅	E ₁	E ₂	E ₈	F ₄	F ₆
E ₁₁	V ₃	V ₈	E ₃	E ₇	E ₈	E ₂	F ₃	F ₆
E ₁₂	V ₇	V ₄	E ₇	E ₃	E ₄	E ₆	F ₃	F ₅



CW EDGES IN A FACE

- look up face F in face table and find an edge E
 - find E in edge table; repeat until read E again
 - if $F=FCW(E)$ then next edge is $ENCW(E)$
 - else $F=FCCW(E)$ and next edge is $ENCCW(E)$
- Ex: get edges in face F_3 in clockwise order

FACE	ESTART
F_1	E_1
F_2	E_5
F_3	E_7
F_4	E_9
F_5	E_4
F_6	E_8



EDGE	VSTART	VEND	EPCW	ENCW	EPCCW	ENCCW	FCW	FCCW
E_1	V_1	V_2	E_4	E_2	E_{10}	E_9	F_1	F_4
E_2	V_2	V_3	E_1	E_3	E_{11}	E_{10}	F_1	F_6
E_3	V_3	V_4	E_2	E_4	E_{12}	E_{11}	F_1	F_3
E_4	V_4	V_1	E_3	E_1	E_9	E_{12}	F_1	F_5
E_5	V_5	V_6	E_8	E_6	E_9	E_{10}	F_2	F_4
E_6	V_6	V_7	E_5	E_7	E_{12}	E_9	F_2	F_5
E_7	V_7	V_8	E_6	E_8	E_{11}	E_{12}	F_2	F_3
E_8	V_8	V_5	E_7	E_5	E_{10}	E_{11}	F_2	F_6
E_9	V_1	V_6	E_1	E_5	E_6	E_4	F_4	F_5
E_{10}	V_5	V_2	E_5	E_1	E_2	E_8	F_4	F_6
E_{11}	V_3	V_8	E_3	E_7	E_8	E_2	F_3	F_6
E_{12}	V_7	V_4	E_7	E_3	E_4	E_6	F_3	F_5

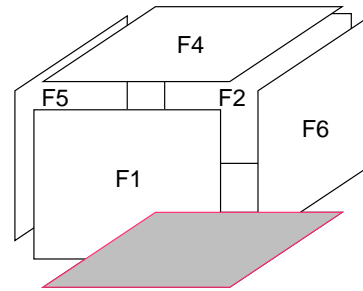
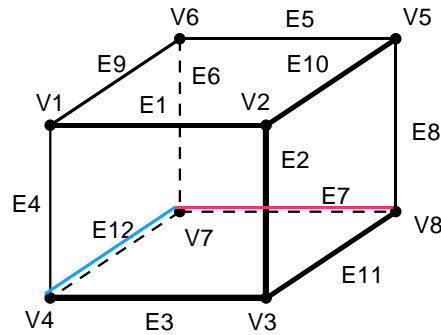
- look up face F_3 in face table and find edge E_7



CW EDGES IN A FACE

1. look up face F in face table and find an edge E
 2. find E in edge table; repeat until read E again
 - if $F=FCW(E)$ then next edge is $ENCW(E)$
 - else $F=FCCW(E)$ and next edge is $ENCCW(E)$
- Ex: get edges in face F_3 in clockwise order

FACE	ESTART
F_1	E_1
F_2	E_5
F_3	E_7
F_4	E_9
F_5	E_4
F_6	E_8



EDGE	VSTART	VEND	EPCW	ENCW	EPCCW	ENCCW	FCW	FCCW
E_1	V_1	V_2	E_4	E_2	E_{10}	E_9	F_1	F_4
E_2	V_2	V_3	E_1	E_3	E_{11}	E_{10}	F_1	F_6
E_3	V_3	V_4	E_2	E_4	E_{12}	E_{11}	F_1	F_3
E_4	V_4	V_1	E_3	E_1	E_9	E_{12}	F_1	F_5
E_5	V_5	V_6	E_8	E_6	E_9	E_{10}	F_2	F_4
E_6	V_6	V_7	E_5	E_7	E_{12}	E_9	F_2	F_5
E_7	V_7	V_8	E_6	E_8	E_{11}	E_{12}	F_2	F_3
E_8	V_8	V_5	E_7	E_5	E_{10}	E_{11}	F_2	F_6
E_9	V_1	V_6	E_1	E_5	E_6	E_4	F_4	F_5
E_{10}	V_5	V_2	E_5	E_1	E_2	E_8	F_4	F_6
E_{11}	V_3	V_8	E_3	E_7	E_8	E_2	F_3	F_6
E_{12}	V_7	V_4	E_7	E_3	E_4	E_6	F_3	F_5

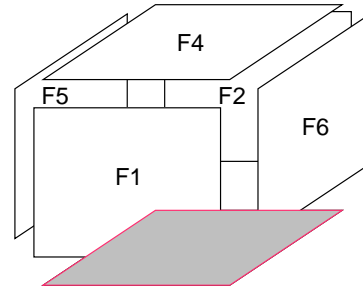
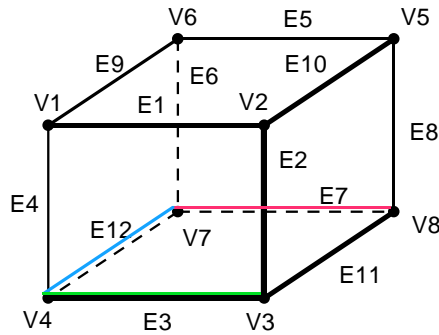
1. look up face F_3 in face table and find edge E_7
2. look up edge E_7 in edge table and since $F_3=FCCW(E_7)$, next edge is $ENCCW(E_7)=E_{12}$



CW EDGES IN A FACE

1. look up face F in face table and find an edge E
2. find E in edge table; repeat until read E again
 - if $F=FCW(E)$ then next edge is $ENCW(E)$
 - else $F=FCCW(E)$ and next edge is $ENCCW(E)$
- Ex: get edges in face F_3 in clockwise order

FACE	ESTART
F_1	E_1
F_2	E_5
F_3	E_7
F_4	E_9
F_5	E_4
F_6	E_8



EDGE	VSTART	VEND	EPCW	ENCW	EPCCW	ENCCW	FCW	FCCW
E_1	V_1	V_2	E_4	E_2	E_{10}	E_9	F_1	F_4
E_2	V_2	V_3	E_1	E_3	E_{11}	E_{10}	F_1	F_6
E_3	V_3	V_4	E_2	E_4	E_{12}	E_{11}	F_1	F_3
E_4	V_4	V_1	E_3	E_1	E_9	E_{12}	F_1	F_5
E_5	V_5	V_6	E_8	E_6	E_9	E_{10}	F_2	F_4
E_6	V_6	V_7	E_5	E_7	E_{12}	E_9	F_2	F_5
E_7	V_7	V_8	E_6	E_8	E_{11}	E_{12}	F_2	F_3
E_8	V_8	V_5	E_7	E_5	E_{10}	E_{11}	F_2	F_6
E_9	V_1	V_6	E_1	E_5	E_6	E_4	F_4	F_5
E_{10}	V_5	V_2	E_5	E_1	E_2	E_8	F_4	F_6
E_{11}	V_3	V_8	E_3	E_7	E_8	E_2	F_3	F_6
E_{12}	V_7	V_4	E_7	E_3	E_4	E_6	F_3	F_5

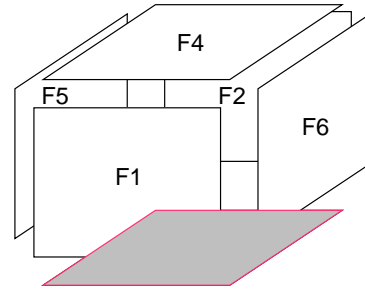
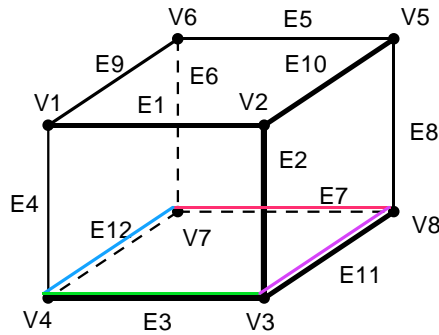
1. look up face F_3 in face table and find edge E_7
2. look up edge E_7 in edge table and since $F_3=FCCW(E_7)$, next edge is $ENCCW(E_7)=E_{12}$
3. look up edge E_{12} in edge table and since $F_3=FCW(E_{12})$, next edge is $ENCW(E_{12})=E_3$



CW EDGES IN A FACE

- look up face F in face table and find an edge E
- find E in edge table; repeat until read E again
 - if $F=FCW(E)$ then next edge is $ENCW(E)$
 - else $F=FCCW(E)$ and next edge is $ENCCW(E)$
- Ex: get edges in face F_3 in clockwise order

FACE	ESTART
F_1	E_1
F_2	E_5
F_3	E_7
F_4	E_9
F_5	E_4
F_6	E_8



EDGE	VSTART	VEND	EPCW	ENCW	EPCCW	ENCCW	FCW	FCCW
E_1	V_1	V_2	E_4	E_2	E_{10}	E_9	F_1	F_4
E_2	V_2	V_3	E_1	E_3	E_{11}	E_{10}	F_1	F_6
E_3	V_3	V_4	E_2	E_4	E_{12}	E_{11}	F_1	F_3
E_4	V_4	V_1	E_3	E_1	E_9	E_{12}	F_1	F_5
E_5	V_5	V_6	E_8	E_6	E_9	E_{10}	F_2	F_4
E_6	V_6	V_7	E_5	E_7	E_{12}	E_9	F_2	F_5
E_7	V_7	V_8	E_6	E_8	E_{11}	E_{12}	F_2	F_3
E_8	V_8	V_5	E_7	E_5	E_{10}	E_{11}	F_2	F_6
E_9	V_1	V_6	E_1	E_5	E_6	E_4	F_4	F_5
E_{10}	V_5	V_2	E_5	E_1	E_2	E_8	F_4	F_6
E_{11}	V_3	V_8	E_3	E_7	E_8	E_2	F_3	F_6
E_{12}	V_7	V_4	E_7	E_3	E_4	E_6	F_3	F_5

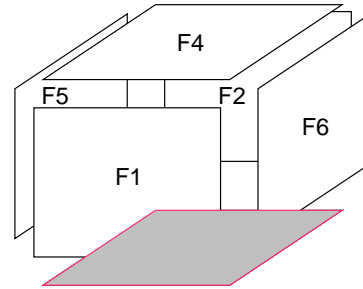
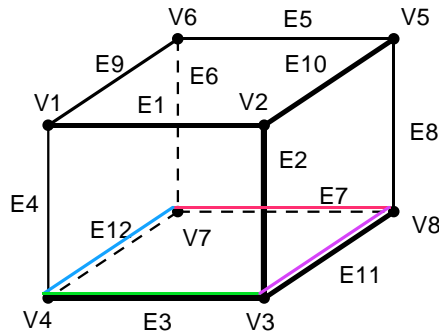
- look up face F_3 in face table and find edge E_7
- look up edge E_7 in edge table and since $F_3=FCCW(E_7)$, next edge is $ENCCW(E_7)=E_{12}$
- look up edge E_{12} in edge table and since $F_3=FCW(E_{12})$, next edge is $ENCW(E_{12})=E_3$
- look up edge E_3 in edge table and since $F_3=FCCW(E_3)$, next edge is $ENCCW(E_3)=E_{11}$



CW EDGES IN A FACE

- look up face F in face table and find an edge E
- find E in edge table; repeat until read E again
 - if $F=FCW(E)$ then next edge is $ENCW(E)$
 - else $F=FCCW(E)$ and next edge is $ENCCW(E)$
- Ex: get edges in face F_3 in clockwise order

FACE	ESTART
F_1	E_1
F_2	E_5
F_3	E_7
F_4	E_9
F_5	E_4
F_6	E_8



EDGE	VSTART	VEND	EPCW	ENCW	EPCCW	ENCCW	FCW	FCCW
E_1	V_1	V_2	E_4	E_2	E_{10}	E_9	F_1	F_4
E_2	V_2	V_3	E_1	E_3	E_{11}	E_{10}	F_1	F_6
E_3	V_3	V_4	E_2	E_4	E_{12}	E_{11}	F_1	F_3
E_4	V_4	V_1	E_3	E_1	E_9	E_{12}	F_1	F_5
E_5	V_5	V_6	E_8	E_6	E_9	E_{10}	F_2	F_4
E_6	V_6	V_7	E_5	E_7	E_{12}	E_9	F_2	F_5
E_7	V_7	V_8	E_6	E_8	E_{11}	E_{12}	F_2	F_3
E_8	V_8	V_5	E_7	E_5	E_{10}	E_{11}	F_2	F_6
E_9	V_1	V_6	E_1	E_5	E_6	E_4	F_4	F_5
E_{10}	V_5	V_2	E_5	E_1	E_2	E_8	F_4	F_6
E_{11}	V_3	V_8	E_3	E_7	E_8	E_2	F_3	F_6
E_{12}	V_7	V_4	E_7	E_3	E_4	E_6	F_3	F_5

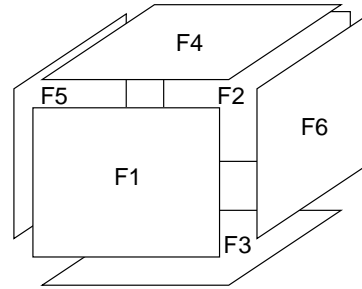
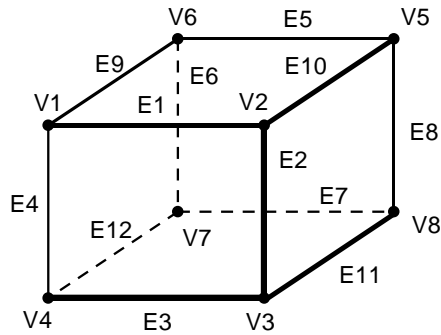
- look up face F_3 in face table and find edge E_7
- look up edge E_7 in edge table and since $F_3=FCCW(E_7)$, next edge is $ENCCW(E_7)=E_{12}$
- look up edge E_{12} in edge table and since $F_3=FCW(E_{12})$, next edge is $ENCW(E_{12})=E_3$
- look up edge E_3 in edge table and since $F_3=FCCW(E_3)$, next edge is $ENCCW(E_3)=E_{11}$
- look up edge E_{11} in edge table and since $F_3=FCW(E_{11})$, next edge is $ENCW(E_{11})=E_7$; now, we are done!



CCW EDGES IN A FACE

1. look up face F in face table and find an edge E
2. find E in edge table; repeat until read E again
 - if $F = FCW(E)$ then next edge is $EPCW(E)$
 - else $F = FCCW(E)$ and next edge is $EPCCW(E)$
- Ex: get edges in face F_3 in counterclockwise order

FACE	ESTART
F_1	E_1
F_2	E_5
F_3	E_7
F_4	E_9
F_5	E_4
F_6	E_8



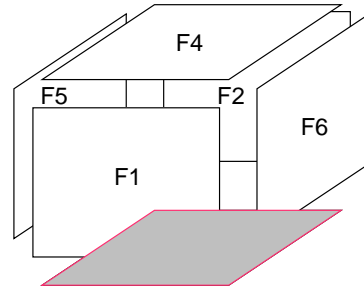
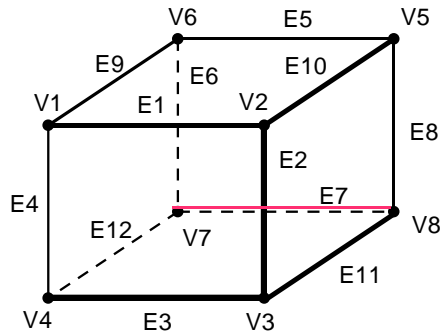
EDGE	VSTART	VEND	EPCW	ENCW	EPCCW	ENCCW	FCW	FCCW
E_1	V_1	V_2	E_4	E_2	E_{10}	E_9	F_1	F_4
E_2	V_2	V_3	E_1	E_3	E_{11}	E_{10}	F_1	F_6
E_3	V_3	V_4	E_2	E_4	E_{12}	E_{11}	F_1	F_3
E_4	V_4	V_1	E_3	E_1	E_9	E_{12}	F_1	F_5
E_5	V_5	V_6	E_8	E_6	E_9	E_{10}	F_2	F_4
E_6	V_6	V_7	E_5	E_7	E_{12}	E_9	F_2	F_5
E_7	V_7	V_8	E_6	E_8	E_{11}	E_{12}	F_2	F_3
E_8	V_8	V_5	E_7	E_5	E_{10}	E_{11}	F_2	F_6
E_9	V_1	V_6	E_1	E_5	E_6	E_4	F_4	F_5
E_{10}	V_5	V_2	E_5	E_1	E_2	E_8	F_4	F_6
E_{11}	V_3	V_8	E_3	E_7	E_8	E_2	F_3	F_6
E_{12}	V_7	V_4	E_7	E_3	E_4	E_6	F_3	F_5



CCW EDGES IN A FACE

- look up face F in face table and find an edge E
 - find E in edge table; repeat until read E again
 - if $F=FCW(E)$ then next edge is $EPCW(E)$
 - else $F=FCCW(E)$ and next edge is $EPCCW(E)$
- Ex: get edges in face F_3 in counterclockwise order

FACE	ESTART
F_1	E_1
F_2	E_5
F_3	E_7
F_4	E_9
F_5	E_4
F_6	E_8



EDGE	VSTART	VEND	EPCW	ENCW	EPCCW	ENCCW	FCW	FCCW
E_1	V_1	V_2	E_4	E_2	E_{10}	E_9	F_1	F_4
E_2	V_2	V_3	E_1	E_3	E_{11}	E_{10}	F_1	F_6
E_3	V_3	V_4	E_2	E_4	E_{12}	E_{11}	F_1	F_3
E_4	V_4	V_1	E_3	E_1	E_9	E_{12}	F_1	F_5
E_5	V_5	V_6	E_8	E_6	E_9	E_{10}	F_2	F_4
E_6	V_6	V_7	E_5	E_7	E_{12}	E_9	F_2	F_5
E_7	V_7	V_8	E_6	E_8	E_{11}	E_{12}	F_2	F_3
E_8	V_8	V_5	E_7	E_5	E_{10}	E_{11}	F_2	F_6
E_9	V_1	V_6	E_1	E_5	E_6	E_4	F_4	F_5
E_{10}	V_5	V_2	E_5	E_1	E_2	E_8	F_4	F_6
E_{11}	V_3	V_8	E_3	E_7	E_8	E_2	F_3	F_6
E_{12}	V_7	V_4	E_7	E_3	E_4	E_6	F_3	F_5

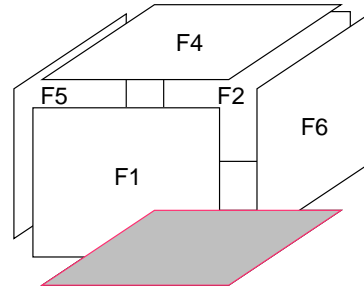
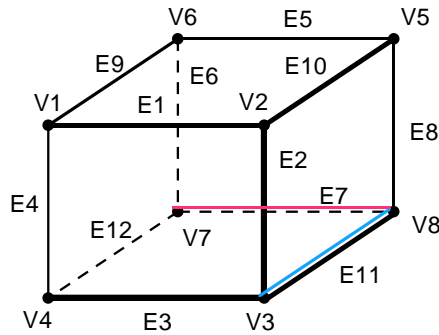
- look up face F_3 in face table and find edge E_7



CCW EDGES IN A FACE

1. look up face F in face table and find an edge E
 2. find E in edge table; repeat until read E again
 - if $F=FCW(E)$ then next edge is $EPCW(E)$
 - else $F=FCCW(E)$ and next edge is $EPCCW(E)$
- Ex: get edges in face F_3 in counterclockwise order

FACE	ESTART
F_1	E_1
F_2	E_5
F_3	E_7
F_4	E_9
F_5	E_4
F_6	E_8



EDGE	VSTART	VEND	EPCW	ENCW	EPCCW	ENCCW	FCW	FCCW
E_1	V_1	V_2	E_4	E_2	E_{10}	E_9	F_1	F_4
E_2	V_2	V_3	E_1	E_3	E_{11}	E_{10}	F_1	F_6
E_3	V_3	V_4	E_2	E_4	E_{12}	E_{11}	F_1	F_3
E_4	V_4	V_1	E_3	E_1	E_9	E_{12}	F_1	F_5
E_5	V_5	V_6	E_8	E_6	E_9	E_{10}	F_2	F_4
E_6	V_6	V_7	E_5	E_7	E_{12}	E_9	F_2	F_5
E_7	V_7	V_8	E_6	E_8	E_{11}	E_{12}	F_2	F_3
E_8	V_8	V_5	E_7	E_5	E_{10}	E_{11}	F_2	F_6
E_9	V_1	V_6	E_1	E_5	E_6	E_4	F_4	F_5
E_{10}	V_5	V_2	E_5	E_1	E_2	E_8	F_4	F_6
E_{11}	V_3	V_8	E_3	E_7	E_8	E_2	F_3	F_6
E_{12}	V_7	V_4	E_7	E_3	E_4	E_6	F_3	F_5

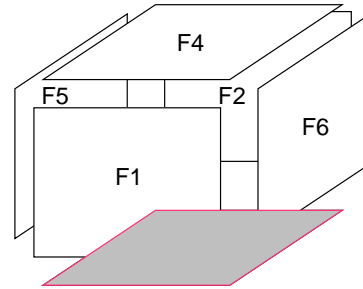
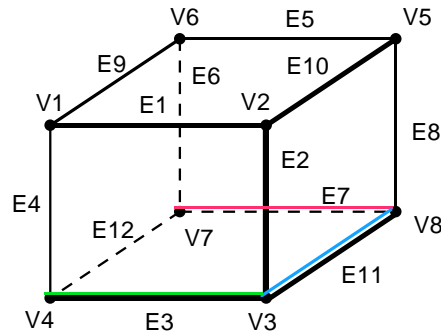
1. look up face F_3 in face table and find edge E_7
2. look up edge E_7 in edge table and since $F_3=FCCW(E_7)$, next edge is $EPCCW(E_7)=E_{11}$



CCW EDGES IN A FACE

1. look up face F in face table and find an edge E
2. find E in edge table; repeat until read E again
 - if $F=FCW(E)$ then next edge is $EPCW(E)$
 - else $F=FCCW(E)$ and next edge is $EPCCW(E)$
- Ex: get edges in face F_3 in counterclockwise order

FACE	ESTART
F_1	E_1
F_2	E_5
F_3	E_7
F_4	E_9
F_5	E_4
F_6	E_8



EDGE	VSTART	VEND	EPCW	ENCW	EPCCW	ENCCW	FCW	FCCW
E_1	V_1	V_2	E_4	E_2	E_{10}	E_9	F_1	F_4
E_2	V_2	V_3	E_1	E_3	E_{11}	E_{10}	F_1	F_6
E_3	V_3	V_4	E_2	E_4	E_{12}	E_{11}	F_1	F_3
E_4	V_4	V_1	E_3	E_1	E_9	E_{12}	F_1	F_5
E_5	V_5	V_6	E_8	E_6	E_9	E_{10}	F_2	F_4
E_6	V_6	V_7	E_5	E_7	E_{12}	E_9	F_2	F_5
E_7	V_7	V_8	E_6	E_8	E_{11}	E_{12}	F_2	F_3
E_8	V_8	V_5	E_7	E_5	E_{10}	E_{11}	F_2	F_6
E_9	V_1	V_6	E_1	E_5	E_6	E_4	F_4	F_5
E_{10}	V_5	V_2	E_5	E_1	E_2	E_8	F_4	F_6
E_{11}	V_3	V_8	E_3	E_7	E_8	E_2	F_3	F_6
E_{12}	V_7	V_4	E_7	E_3	E_4	E_6	F_3	F_5

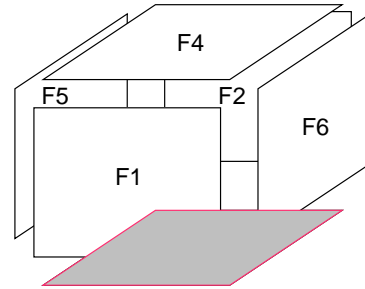
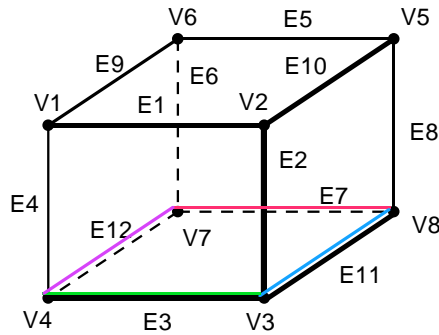
1. look up face F_3 in face table and find edge E_7
2. look up edge E_7 in edge table and since $F_3=FCCW(E_7)$, next edge is $EPCCW(E_7)=E_{11}$
3. look up edge E_{11} in edge table and since $F_3=FCW(E_{11})$, next edge is $EPCW(E_{11})=E_3$



CCW EDGES IN A FACE

- look up face F in face table and find an edge E
- find E in edge table; repeat until read E again
 - if $F=FCW(E)$ then next edge is $EPCW(E)$
 - else $F=FCCW(E)$ and next edge is $EPCCW(E)$
- Ex: get edges in face F_3 in counterclockwise order

FACE	ESTART
F_1	E_1
F_2	E_5
F_3	E_7
F_4	E_9
F_5	E_4
F_6	E_8



EDGE	VSTART	VEND	EPCW	ENCW	EPCCW	ENCCW	FCW	FCCW
E_1	V_1	V_2	E_4	E_2	E_{10}	E_9	F_1	F_4
E_2	V_2	V_3	E_1	E_3	E_{11}	E_{10}	F_1	F_6
E_3	V_3	V_4	E_2	E_4	E_{12}	E_{11}	F_1	F_3
E_4	V_4	V_1	E_3	E_1	E_9	E_{12}	F_1	F_5
E_5	V_5	V_6	E_8	E_6	E_9	E_{10}	F_2	F_4
E_6	V_6	V_7	E_5	E_7	E_{12}	E_9	F_2	F_5
E_7	V_7	V_8	E_6	E_8	E_{11}	E_{12}	F_2	F_3
E_8	V_8	V_5	E_7	E_5	E_{10}	E_{11}	F_2	F_6
E_9	V_1	V_6	E_1	E_5	E_6	E_4	F_4	F_5
E_{10}	V_5	V_2	E_5	E_1	E_2	E_8	F_4	F_6
E_{11}	V_3	V_8	E_3	E_7	E_8	E_2	F_3	F_6
E_{12}	V_7	V_4	E_7	E_3	E_4	E_6	F_3	F_5

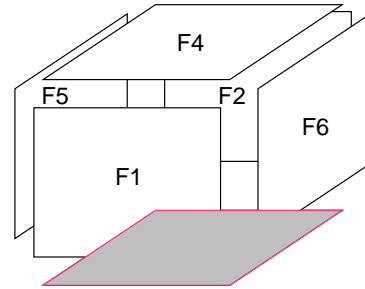
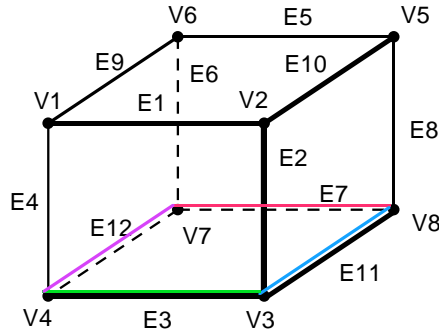
- look up face F_3 in face table and find edge E_7
- look up edge E_7 in edge table and since $F_3=FCCW(E_7)$, next edge is $EPCCW(E_7)=E_{11}$
- look up edge E_{11} in edge table and since $F_3=FCW(E_{11})$, next edge is $EPCW(E_{11})=E_3$
- look up edge E_3 in edge table and since $F_3=FCCW(E_3)$, next edge is $EPCCW(E_3)=E_{12}$



CCW EDGES IN A FACE

- look up face F in face table and find an edge E
- find E in edge table; repeat until read E again
 - if $F=FCW(E)$ then next edge is $EPCW(E)$
 - else $F=FCCW(E)$ and next edge is $EPCCW(E)$
- Ex: get edges in face F_3 in counterclockwise order

FACE	ESTART
F_1	E_1
F_2	E_5
F_3	E_7
F_4	E_9
F_5	E_4
F_6	E_8



EDGE	VSTART	VEND	EPCW	ENCW	EPCCW	ENCCW	FCW	FCCW
E_1	V_1	V_2	E_4	E_2	E_{10}	E_9	F_1	F_4
E_2	V_2	V_3	E_1	E_3	E_{11}	E_{10}	F_1	F_6
E_3	V_3	V_4	E_2	E_4	E_{12}	E_{11}	F_1	F_3
E_4	V_4	V_1	E_3	E_1	E_9	E_{12}	F_1	F_5
E_5	V_5	V_6	E_8	E_6	E_9	E_{10}	F_2	F_4
E_6	V_6	V_7	E_5	E_7	E_{12}	E_9	F_2	F_5
E_7	V_7	V_8	E_6	E_8	E_{11}	E_{12}	F_2	F_3
E_8	V_8	V_5	E_7	E_5	E_{10}	E_{11}	F_2	F_6
E_9	V_1	V_6	E_1	E_5	E_6	E_4	F_4	F_5
E_{10}	V_5	V_2	E_5	E_1	E_2	E_8	F_4	F_6
E_{11}	V_3	V_8	E_3	E_7	E_8	E_2	F_3	F_6
E_{12}	V_7	V_4	E_7	E_3	E_4	E_6	F_3	F_5

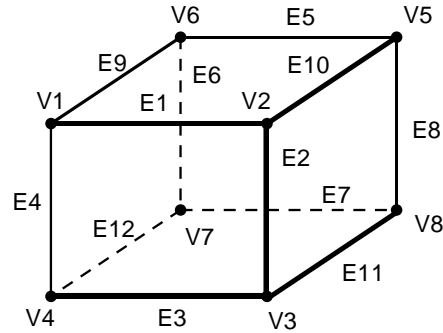
- look up face F_3 in face table and find edge E_7
- look up edge E_7 in edge table and since $F_3=FCCW(E_7)$, next edge is $EPCCW(E_7)=E_{11}$
- look up edge E_{11} in edge table and since $F_3=FCW(E_{11})$, next edge is $EPCW(E_{11})=E_3$
- look up edge E_3 in edge table and since $F_3=FCCW(E_3)$, next edge is $EPCCW(E_3)=E_{12}$
- look up edge E_{12} in edge table and since $F_3=FCW(E_{12})$, next edge is $EPCW(E_{12})=E_7$; now, we are done!



CW EDGES MEETING AT A VERTEX

1. look up vertex v in face table and find an edge E
2. find E in edge table; repeat until read E again
 - if $v=VSTART(E)$ then next edge is $EPCW(E)$
 - else $v=VEND(E)$ and next edge is $EPCCW(E)$
- Ex: get edges meeting at vertex v_5 in clockwise order

VERTEX	X	Y	Z	ESTART
V ₁	X ₁	Y ₁	Z ₁	E ₁
V ₂	X ₂	Y ₂	Z ₂	E ₂
V ₃	X ₃	Y ₃	Z ₃	E ₃
V ₄	X ₄	Y ₄	Z ₄	E ₄
V ₅	X ₅	Y ₅	Z ₅	E ₅
V ₆	X ₆	Y ₆	Z ₆	E ₆
V ₇	X ₇	Y ₇	Z ₇	E ₇
V ₈	X ₈	Y ₈	Z ₈	E ₈



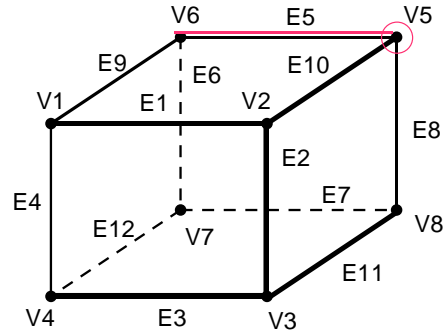
EDGE	VSTART	VEND	EPCW	ENCW	EPCCW	ENCCW	FCW	FCCW
E ₁	V ₁	V ₂	E ₄	E ₂	E ₁₀	E ₉	F ₁	F ₄
E ₂	V ₂	V ₃	E ₁	E ₃	E ₁₁	E ₁₀	F ₁	F ₆
E ₃	V ₃	V ₄	E ₂	E ₄	E ₁₂	E ₁₁	F ₁	F ₃
E ₄	V ₄	V ₁	E ₃	E ₁	E ₉	E ₁₂	F ₁	F ₅
E ₅	V ₅	V ₆	E ₈	E ₆	E ₉	E ₁₀	F ₂	F ₄
E ₆	V ₆	V ₇	E ₅	E ₇	E ₁₂	E ₉	F ₂	F ₅
E ₇	V ₇	V ₈	E ₆	E ₈	E ₁₁	E ₁₂	F ₂	F ₃
E ₈	V ₈	V ₅	E ₇	E ₅	E ₁₀	E ₁₁	F ₂	F ₆
E ₉	V ₁	V ₆	E ₁	E ₅	E ₆	E ₄	F ₄	F ₅
E ₁₀	V ₅	V ₂	E ₅	E ₁	E ₂	E ₈	F ₄	F ₆
E ₁₁	V ₃	V ₈	E ₃	E ₇	E ₈	E ₂	F ₃	F ₆
E ₁₂	V ₇	V ₄	E ₇	E ₃	E ₄	E ₆	F ₃	F ₅



CW EDGES MEETING AT A VERTEX

- look up vertex v in face table and find an edge E
 - find E in edge table; repeat until read E again
 - if $v=VSTART(E)$ then next edge is $EPCW(E)$
 - else $v=VEND(E)$ and next edge is $EPCCW(E)$
- Ex: get edges meeting at vertex v_5 in clockwise order

VERTEX	X	Y	Z	ESTART
V ₁	X ₁	Y ₁	Z ₁	E ₁
V ₂	X ₂	Y ₂	Z ₂	E ₂
V ₃	X ₃	Y ₃	Z ₃	E ₃
V ₄	X ₄	Y ₄	Z ₄	E ₄
V ₅	X ₅	Y ₅	Z ₅	E ₅
V ₆	X ₆	Y ₆	Z ₆	E ₆
V ₇	X ₇	Y ₇	Z ₇	E ₇
V ₈	X ₈	Y ₈	Z ₈	E ₈



EDGE	VSTART	VEND	EPCW	ENCW	EPCCW	ENCCW	FCW	FCCW
E ₁	V ₁	V ₂	E ₄	E ₂	E ₁₀	E ₉	F ₁	F ₄
E ₂	V ₂	V ₃	E ₁	E ₃	E ₁₁	E ₁₀	F ₁	F ₆
E ₃	V ₃	V ₄	E ₂	E ₄	E ₁₂	E ₁₁	F ₁	F ₃
E ₄	V ₄	V ₁	E ₃	E ₁	E ₉	E ₁₂	F ₁	F ₅
E ₅	V ₅	V ₆	E ₈	E ₆	E ₉	E ₁₀	F ₂	F ₄
E ₆	V ₆	V ₇	E ₅	E ₇	E ₁₂	E ₉	F ₂	F ₅
E ₇	V ₇	V ₈	E ₆	E ₈	E ₁₁	E ₁₂	F ₂	F ₃
E ₈	V ₈	V ₅	E ₇	E ₅	E ₁₀	E ₁₁	F ₂	F ₆
E ₉	V ₁	V ₆	E ₁	E ₅	E ₆	E ₄	F ₄	F ₅
E ₁₀	V ₅	V ₂	E ₅	E ₁	E ₂	E ₈	F ₄	F ₆
E ₁₁	V ₃	V ₈	E ₃	E ₇	E ₈	E ₂	F ₃	F ₆
E ₁₂	V ₇	V ₄	E ₇	E ₃	E ₄	E ₆	F ₃	F ₅

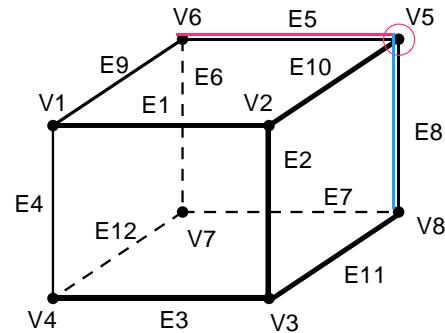
- look up vertex v_5 in vertex table and find edge E_5



CW EDGES MEETING AT A VERTEX

- look up vertex v in face table and find an edge E
 - find E in edge table; repeat until read E again
 - if $v=VSTART(E)$ then next edge is $EPCW(E)$
 - else $v=VEND(E)$ and next edge is $EPCCW(E)$
- Ex: get edges meeting at vertex v_5 in clockwise order

VERTEX	X	Y	Z	ESTART
V ₁	X ₁	Y ₁	Z ₁	E ₁
V ₂	X ₂	Y ₂	Z ₂	E ₂
V ₃	X ₃	Y ₃	Z ₃	E ₃
V ₄	X ₄	Y ₄	Z ₄	E ₄
V ₅	X ₅	Y ₅	Z ₅	E ₅
V ₆	X ₆	Y ₆	Z ₆	E ₆
V ₇	X ₇	Y ₇	Z ₇	E ₇
V ₈	X ₈	Y ₈	Z ₈	E ₈



EDGE	VSTART	VEND	EPCW	ENCW	EPCCW	ENCCW	FCW	FCCW
E ₁	V ₁	V ₂	E ₄	E ₂	E ₁₀	E ₉	F ₁	F ₄
E ₂	V ₂	V ₃	E ₁	E ₃	E ₁₁	E ₁₀	F ₁	F ₆
E ₃	V ₃	V ₄	E ₂	E ₄	E ₁₂	E ₁₁	F ₁	F ₃
E ₄	V ₄	V ₁	E ₃	E ₁	E ₉	E ₁₂	F ₁	F ₅
E ₅	V ₅	V ₆	E ₈	E ₆	E ₉	E ₁₀	F ₂	F ₄
E ₆	V ₆	V ₇	E ₅	E ₇	E ₁₂	E ₉	F ₂	F ₅
E ₇	V ₇	V ₈	E ₆	E ₈	E ₁₁	E ₁₂	F ₂	F ₃
E ₈	V ₈	V ₅	E ₇	E ₅	E ₁₀	E ₁₁	F ₂	F ₆
E ₉	V ₁	V ₆	E ₁	E ₅	E ₆	E ₄	F ₄	F ₅
E ₁₀	V ₅	V ₂	E ₅	E ₁	E ₂	E ₈	F ₄	F ₆
E ₁₁	V ₃	V ₈	E ₃	E ₇	E ₈	E ₂	F ₃	F ₆
E ₁₂	V ₇	V ₄	E ₇	E ₃	E ₄	E ₆	F ₃	F ₅

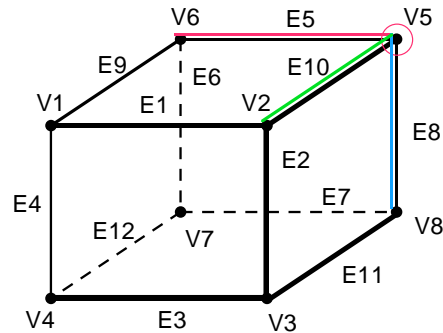
- look up vertex v_5 in vertex table and find edge E_5
- look up edge E_5 in edge table and since $v_5=VSTART(E_5)$, next edge is $EPCW(E_5)=E_8$



CW EDGES MEETING AT A VERTEX

- look up vertex v in face table and find an edge E
 - find E in edge table; repeat until read E again
 - if $v=VSTART(E)$ then next edge is $EPCW(E)$
 - else $v=VEND(E)$ and next edge is $EPCCW(E)$
- Ex: get edges meeting at vertex v_5 in clockwise order

VERTEX	X	Y	Z	ESTART
V ₁	X ₁	Y ₁	Z ₁	E ₁
V ₂	X ₂	Y ₂	Z ₂	E ₂
V ₃	X ₃	Y ₃	Z ₃	E ₃
V ₄	X ₄	Y ₄	Z ₄	E ₄
V ₅	X ₅	Y ₅	Z ₅	E ₅
V ₆	X ₆	Y ₆	Z ₆	E ₆
V ₇	X ₇	Y ₇	Z ₇	E ₇
V ₈	X ₈	Y ₈	Z ₈	E ₈



EDGE	VSTART	VEND	EPCW	ENCW	EPCCW	ENCCW	FCW	FCCW
E ₁	V ₁	V ₂	E ₄	E ₂	E ₁₀	E ₉	F ₁	F ₄
E ₂	V ₂	V ₃	E ₁	E ₃	E ₁₁	E ₁₀	F ₁	F ₆
E ₃	V ₃	V ₄	E ₂	E ₄	E ₁₂	E ₁₁	F ₁	F ₃
E ₄	V ₄	V ₁	E ₃	E ₁	E ₉	E ₁₂	F ₁	F ₅
E ₅	V ₅	V ₆	E ₈	E ₆	E ₉	E ₁₀	F ₂	F ₄
E ₆	V ₆	V ₇	E ₅	E ₇	E ₁₂	E ₉	F ₂	F ₅
E ₇	V ₇	V ₈	E ₆	E ₈	E ₁₁	E ₁₂	F ₂	F ₃
E ₈	V ₈	V ₅	E ₇	E ₅	E ₁₀	E ₁₁	F ₂	F ₆
E ₉	V ₁	V ₆	E ₁	E ₅	E ₆	E ₄	F ₄	F ₅
E ₁₀	V ₅	V ₂	E ₅	E ₁	E ₂	E ₈	F ₄	F ₆
E ₁₁	V ₃	V ₈	E ₃	E ₇	E ₈	E ₂	F ₃	F ₆
E ₁₂	V ₇	V ₄	E ₇	E ₃	E ₄	E ₆	F ₃	F ₅

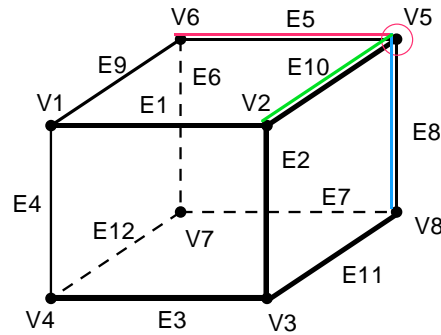
- look up vertex v_5 in vertex table and find edge E_5
- look up edge E_5 in edge table and since $v_5=VSTART(E_5)$, next edge is $EPCW(E_5)=E_8$
- look up edge E_8 in edge table and since $v_5=VEND(E_8)$, next edge is $EPCCW(E_8)=E_{10}$



CW EDGES MEETING AT A VERTEX

- look up vertex v in face table and find an edge E
- find E in edge table; repeat until read E again
 - if $v=VSTART(E)$ then next edge is $EPCW(E)$
 - else $v=VEND(E)$ and next edge is $EPCCW(E)$
- Ex: get edges meeting at vertex v_5 in clockwise order

VERTEX	X	Y	Z	ESTART
V ₁	X ₁	Y ₁	Z ₁	E ₁
V ₂	X ₂	Y ₂	Z ₂	E ₂
V ₃	X ₃	Y ₃	Z ₃	E ₃
V ₄	X ₄	Y ₄	Z ₄	E ₄
V ₅	X ₅	Y ₅	Z ₅	E ₅
V ₆	X ₆	Y ₆	Z ₆	E ₆
V ₇	X ₇	Y ₇	Z ₇	E ₇
V ₈	X ₈	Y ₈	Z ₈	E ₈



EDGE	VSTART	VEND	EPCW	ENCW	EPCCW	ENCCW	FCW	FCCW
E ₁	V ₁	V ₂	E ₄	E ₂	E ₁₀	E ₉	F ₁	F ₄
E ₂	V ₂	V ₃	E ₁	E ₃	E ₁₁	E ₁₀	F ₁	F ₆
E ₃	V ₃	V ₄	E ₂	E ₄	E ₁₂	E ₁₁	F ₁	F ₃
E ₄	V ₄	V ₁	E ₃	E ₁	E ₉	E ₁₂	F ₁	F ₅
E ₅	V ₅	V ₆	E ₈	E ₆	E ₉	E ₁₀	F ₂	F ₄
E ₆	V ₆	V ₇	E ₅	E ₇	E ₁₂	E ₉	F ₂	F ₅
E ₇	V ₇	V ₈	E ₆	E ₈	E ₁₁	E ₁₂	F ₂	F ₃
E ₈	V ₈	V ₅	E ₇	E ₅	E ₁₀	E ₁₁	F ₂	F ₆
E ₉	V ₁	V ₆	E ₁	E ₅	E ₆	E ₄	F ₄	F ₅
E ₁₀	V ₅	V ₂	E ₅	E ₁	E ₂	E ₈	F ₄	F ₆
E ₁₁	V ₃	V ₈	E ₃	E ₇	E ₈	E ₂	F ₃	F ₆
E ₁₂	V ₇	V ₄	E ₇	E ₃	E ₄	E ₆	F ₃	F ₅

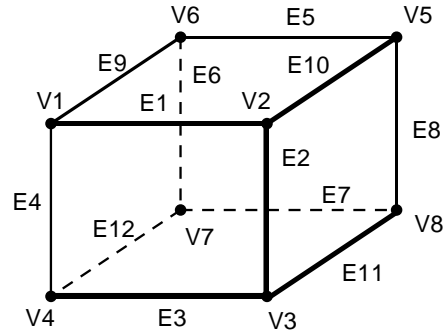
- look up vertex v_5 in vertex table and find edge E_5
- look up edge E_5 in edge table and since $v_5=VSTART(E_5)$, next edge is $EPCW(E_5)=E_8$
- look up edge E_8 in edge table and since $v_5=VEND(E_8)$, next edge is $EPCCW(E_8)=E_{10}$
- look up edge E_{10} in edge table and since $v_5=VSTART(E_{10})$, next edge is $EPCW(E_{10})=E_5$; now, we are done!



CCW EDGES MEETING AT A VERTEX

1. look up vertex v in face table and find an edge E
2. find E in edge table; repeat until read E again
 - if $v=VSTART(E)$ then next edge is $ENCCW(E)$
 - else $v=VEND(E)$ and next edge is $ENCW(E)$
- Ex: get edges meeting at v_5 in counterclockwise order

VERTEX	X	Y	Z	ESTART
V ₁	X ₁	Y ₁	Z ₁	E ₁
V ₂	X ₂	Y ₂	Z ₂	E ₂
V ₃	X ₃	Y ₃	Z ₃	E ₃
V ₄	X ₄	Y ₄	Z ₄	E ₄
V ₅	X ₅	Y ₅	Z ₅	E ₅
V ₆	X ₆	Y ₆	Z ₆	E ₆
V ₇	X ₇	Y ₇	Z ₇	E ₇
V ₈	X ₈	Y ₈	Z ₈	E ₈



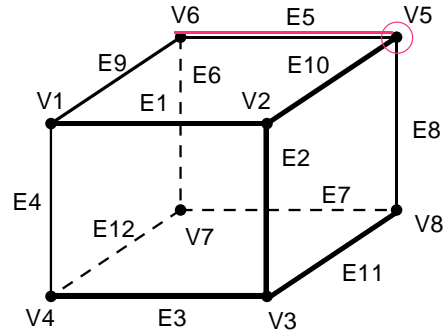
EDGE	VSTART	VEND	EPCW	ENCW	EPCCW	ENCCW	FCW	FCCW
E ₁	V ₁	V ₂	E ₄	E ₂	E ₁₀	E ₉	F ₁	F ₄
E ₂	V ₂	V ₃	E ₁	E ₃	E ₁₁	E ₁₀	F ₁	F ₆
E ₃	V ₃	V ₄	E ₂	E ₄	E ₁₂	E ₁₁	F ₁	F ₃
E ₄	V ₄	V ₁	E ₃	E ₁	E ₉	E ₁₂	F ₁	F ₅
E ₅	V ₅	V ₆	E ₈	E ₆	E ₉	E ₁₀	F ₂	F ₄
E ₆	V ₆	V ₇	E ₅	E ₇	E ₁₂	E ₉	F ₂	F ₅
E ₇	V ₇	V ₈	E ₆	E ₈	E ₁₁	E ₁₂	F ₂	F ₃
E ₈	V ₈	V ₅	E ₇	E ₅	E ₁₀	E ₁₁	F ₂	F ₆
E ₉	V ₁	V ₆	E ₁	E ₅	E ₆	E ₄	F ₄	F ₅
E ₁₀	V ₅	V ₂	E ₅	E ₁	E ₂	E ₈	F ₄	F ₆
E ₁₁	V ₃	V ₈	E ₃	E ₇	E ₈	E ₂	F ₃	F ₆
E ₁₂	V ₇	V ₄	E ₇	E ₃	E ₄	E ₆	F ₃	F ₅



CCW EDGES MEETING AT A VERTEX

- look up vertex v in face table and find an edge E
 - find E in edge table; repeat until read E again
 - if $v=VSTART(E)$ then next edge is $ENCCW(E)$
 - else $v=VEND(E)$ and next edge is $ENCW(E)$
- Ex: get edges meeting at v_5 in counterclockwise order

VERTEX	X	Y	Z	ESTART
V ₁	X ₁	Y ₁	Z ₁	E ₁
V ₂	X ₂	Y ₂	Z ₂	E ₂
V ₃	X ₃	Y ₃	Z ₃	E ₃
V ₄	X ₄	Y ₄	Z ₄	E ₄
V ₅	X ₅	Y ₅	Z ₅	E ₅
V ₆	X ₆	Y ₆	Z ₆	E ₆
V ₇	X ₇	Y ₇	Z ₇	E ₇
V ₈	X ₈	Y ₈	Z ₈	E ₈



EDGE	VSTART	VEND	EPCW	ENCW	EPCCW	ENCCW	FCW	FCCW
E ₁	V ₁	V ₂	E ₄	E ₂	E ₁₀	E ₉	F ₁	F ₄
E ₂	V ₂	V ₃	E ₁	E ₃	E ₁₁	E ₁₀	F ₁	F ₆
E ₃	V ₃	V ₄	E ₂	E ₄	E ₁₂	E ₁₁	F ₁	F ₃
E ₄	V ₄	V ₁	E ₃	E ₁	E ₉	E ₁₂	F ₁	F ₅
E ₅	V ₅	V ₆	E ₈	E ₆	E ₉	E ₁₀	F ₂	F ₄
E ₆	V ₆	V ₇	E ₅	E ₇	E ₁₂	E ₉	F ₂	F ₅
E ₇	V ₇	V ₈	E ₆	E ₈	E ₁₁	E ₁₂	F ₂	F ₃
E ₈	V ₈	V ₅	E ₇	E ₅	E ₁₀	E ₁₁	F ₂	F ₆
E ₉	V ₁	V ₆	E ₁	E ₅	E ₆	E ₄	F ₄	F ₅
E ₁₀	V ₅	V ₂	E ₅	E ₁	E ₂	E ₈	F ₄	F ₆
E ₁₁	V ₃	V ₈	E ₃	E ₇	E ₈	E ₂	F ₃	F ₆
E ₁₂	V ₇	V ₄	E ₇	E ₃	E ₄	E ₆	F ₃	F ₅

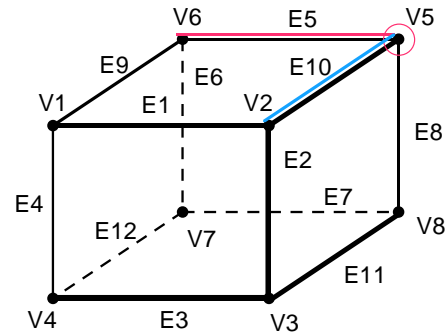
- look up vertex v_5 in vertex table and find edge E_5



CCW EDGES MEETING AT A VERTEX

- look up vertex v in face table and find an edge E
 - find E in edge table; repeat until read E again
 - if $v=VSTART(E)$ then next edge is $ENCCW(E)$
 - else $v=VEND(E)$ and next edge is $ENCW(E)$
- Ex: get edges meeting at v_5 in counterclockwise order

VERTEX	X	Y	Z	ESTART
V ₁	X ₁	Y ₁	Z ₁	E ₁
V ₂	X ₂	Y ₂	Z ₂	E ₂
V ₃	X ₃	Y ₃	Z ₃	E ₃
V ₄	X ₄	Y ₄	Z ₄	E ₄
V ₅	X ₅	Y ₅	Z ₅	E ₅
V ₆	X ₆	Y ₆	Z ₆	E ₆
V ₇	X ₇	Y ₇	Z ₇	E ₇
V ₈	X ₈	Y ₈	Z ₈	E ₈



EDGE	VSTART	VEND	EPCW	ENCW	EPCCW	ENCCW	FCW	FCCW
E ₁	V ₁	V ₂	E ₄	E ₂	E ₁₀	E ₉	F ₁	F ₄
E ₂	V ₂	V ₃	E ₁	E ₃	E ₁₁	E ₁₀	F ₁	F ₆
E ₃	V ₃	V ₄	E ₂	E ₄	E ₁₂	E ₁₁	F ₁	F ₃
E ₄	V ₄	V ₁	E ₃	E ₁	E ₉	E ₁₂	F ₁	F ₅
E ₅	V ₅	V ₆	E ₈	E ₆	E ₉	E ₁₀	F ₂	F ₄
E ₆	V ₆	V ₇	E ₅	E ₇	E ₁₂	E ₉	F ₂	F ₅
E ₇	V ₇	V ₈	E ₆	E ₈	E ₁₁	E ₁₂	F ₂	F ₃
E ₈	V ₈	V ₅	E ₇	E ₅	E ₁₀	E ₁₁	F ₂	F ₆
E ₉	V ₁	V ₆	E ₁	E ₅	E ₆	E ₄	F ₄	F ₅
E ₁₀	V ₅	V ₂	E ₅	E ₁	E ₂	E ₈	F ₄	F ₆
E ₁₁	V ₃	V ₈	E ₃	E ₇	E ₈	E ₂	F ₃	F ₆
E ₁₂	V ₇	V ₄	E ₇	E ₃	E ₄	E ₆	F ₃	F ₅

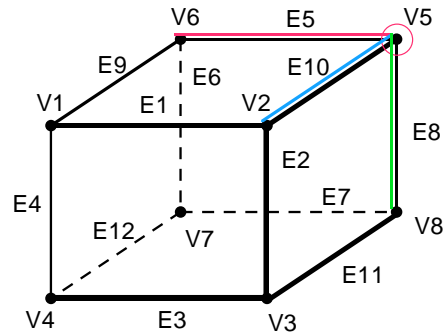
- look up vertex v_5 in vertex table and find edge E_5
- look up edge E_5 in edge table and since $v_5=VSTART(E_5)$, next edge is $ENCCW(E_5)=E_{10}$



CCW EDGES MEETING AT A VERTEX

- look up vertex v in face table and find an edge E
 - find E in edge table; repeat until read E again
 - if $v=VSTART(E)$ then next edge is $ENCCW(E)$
 - else $v=VEND(E)$ and next edge is $ENCW(E)$
- Ex: get edges meeting at v_5 in counterclockwise order

VERTEX	X	Y	Z	ESTART
V ₁	X ₁	Y ₁	Z ₁	E ₁
V ₂	X ₂	Y ₂	Z ₂	E ₂
V ₃	X ₃	Y ₃	Z ₃	E ₃
V ₄	X ₄	Y ₄	Z ₄	E ₄
V ₅	X ₅	Y ₅	Z ₅	E ₅
V ₆	X ₆	Y ₆	Z ₆	E ₆
V ₇	X ₇	Y ₇	Z ₇	E ₇
V ₈	X ₈	Y ₈	Z ₈	E ₈



EDGE	VSTART	VEND	EPCW	ENCW	EPCCW	ENCCW	FCW	FCCW
E ₁	V ₁	V ₂	E ₄	E ₂	E ₁₀	E ₉	F ₁	F ₄
E ₂	V ₂	V ₃	E ₁	E ₃	E ₁₁	E ₁₀	F ₁	F ₆
E ₃	V ₃	V ₄	E ₂	E ₄	E ₁₂	E ₁₁	F ₁	F ₃
E ₄	V ₄	V ₁	E ₃	E ₁	E ₉	E ₁₂	F ₁	F ₅
E ₅	V ₅	V ₆	E ₈	E ₆	E ₉	E ₁₀	F ₂	F ₄
E ₆	V ₆	V ₇	E ₅	E ₇	E ₁₂	E ₉	F ₂	F ₅
E ₇	V ₇	V ₈	E ₆	E ₈	E ₁₁	E ₁₂	F ₂	F ₃
E ₈	V ₈	V ₅	E ₇	E ₅	E ₁₀	E ₁₁	F ₂	F ₆
E ₉	V ₁	V ₆	E ₁	E ₅	E ₆	E ₄	F ₄	F ₅
E ₁₀	V ₅	V ₂	E ₅	E ₁	E ₂	E ₈	F ₄	F ₆
E ₁₁	V ₃	V ₈	E ₃	E ₇	E ₈	E ₂	F ₃	F ₆
E ₁₂	V ₇	V ₄	E ₇	E ₃	E ₄	E ₆	F ₃	F ₅

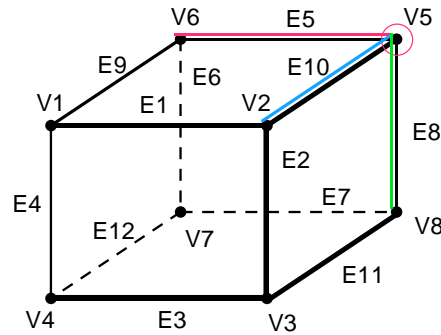
- look up vertex v_5 in vertex table and find edge E_5
- look up edge E_5 in edge table and since $v_5=VSTART(E_5)$, next edge is $ENCCW(E_5)=E_{10}$
- look up edge E_{10} in edge table and since $v_5=VSTART(E_{10})$, next edge is $ENCCW(E_{10})=E_8$



CCW EDGES MEETING AT A VERTEX

- look up vertex v in face table and find an edge E
 - find E in edge table; repeat until read E again
 - if $v=VSTART(E)$ then next edge is $ENCCW(E)$
 - else $v=VEND(E)$ and next edge is $ENCW(E)$
- Ex: get edges meeting at v_5 in counterclockwise order

VERTEX	X	Y	Z	ESTART
V ₁	X ₁	Y ₁	Z ₁	E ₁
V ₂	X ₂	Y ₂	Z ₂	E ₂
V ₃	X ₃	Y ₃	Z ₃	E ₃
V ₄	X ₄	Y ₄	Z ₄	E ₄
V ₅	X ₅	Y ₅	Z ₅	E ₅
V ₆	X ₆	Y ₆	Z ₆	E ₆
V ₇	X ₇	Y ₇	Z ₇	E ₇
V ₈	X ₈	Y ₈	Z ₈	E ₈



EDGE	VSTART	VEND	EPCW	ENCW	EPCCW	ENCCW	FCW	FCCW
E ₁	V ₁	V ₂	E ₄	E ₂	E ₁₀	E ₉	F ₁	F ₄
E ₂	V ₂	V ₃	E ₁	E ₃	E ₁₁	E ₁₀	F ₁	F ₆
E ₃	V ₃	V ₄	E ₂	E ₄	E ₁₂	E ₁₁	F ₁	F ₃
E ₄	V ₄	V ₁	E ₃	E ₁	E ₉	E ₁₂	F ₁	F ₅
E ₅	V ₅	V ₆	E ₈	E ₆	E ₉	E ₁₀	F ₂	F ₄
E ₆	V ₆	V ₇	E ₅	E ₇	E ₁₂	E ₉	F ₂	F ₅
E ₇	V ₇	V ₈	E ₆	E ₈	E ₁₁	E ₁₂	F ₂	F ₃
E ₈	V ₈	V ₅	E ₇	E ₅	E ₁₀	E ₁₁	F ₂	F ₆
E ₉	V ₁	V ₆	E ₁	E ₅	E ₆	E ₄	F ₄	F ₅
E ₁₀	V ₅	V ₂	E ₅	E ₁	E ₂	E ₈	F ₄	F ₆
E ₁₁	V ₃	V ₈	E ₃	E ₇	E ₈	E ₂	F ₃	F ₆
E ₁₂	V ₇	V ₄	E ₇	E ₃	E ₄	E ₆	F ₃	F ₅

- look up vertex v_5 in vertex table and find edge E_5
- look up edge E_5 in edge table and since $v_5=VSTART(E_5)$, next edge is $ENCCW(E_5)=E_{10}$
- look up edge E_{10} in edge table and since $v_5=VSTART(E_{10})$, next edge is $ENCCW(E_{10})=E_8$
- look up edge E_8 in edge table and since $v_5=VEND(E_8)$, next edge is $ENCW(E_8)=E_5$; now, we are done!