

CMSC436: Programming Handheld Systems

Introduction to Firebase

Today's Topics

Google's Firebase Platform

Adding services to your Android application

- User Authentication

- Realtime Database

Firebase

Firebase is a mobile and web application development platform developed by Firebase, Inc. in 2011, then acquired by Google in 2014. As of October 2018, the Firebase platform has 18 products, which are used by 1.5+ million apps - wikipedia

Example of mobile backend as a service design pattern

Similar to AWS for web applications

Today's Focus

Adding Firebase to an Android App

 Firebase Email Authentication Service

 Firebase Realtime Database

Adding Firebase to an Android App

Two choices:

Manually add firebase through the firebase console
(<https://console.firebase.google.com/>)

Directly from inside Android Studio (select Tools -> Firebase from the menu). This option requires you to select a service to add to your app

Process generates a google-services.json file that goes into your project directory

See: <https://firebase.google.com/docs/android/setup#kotlin+ktx>

Firestore Email/Password Authentication Service

Allows users to sign up with email and password

Stores users' login information separate from database

Activities gain access to currently logged-in user via API

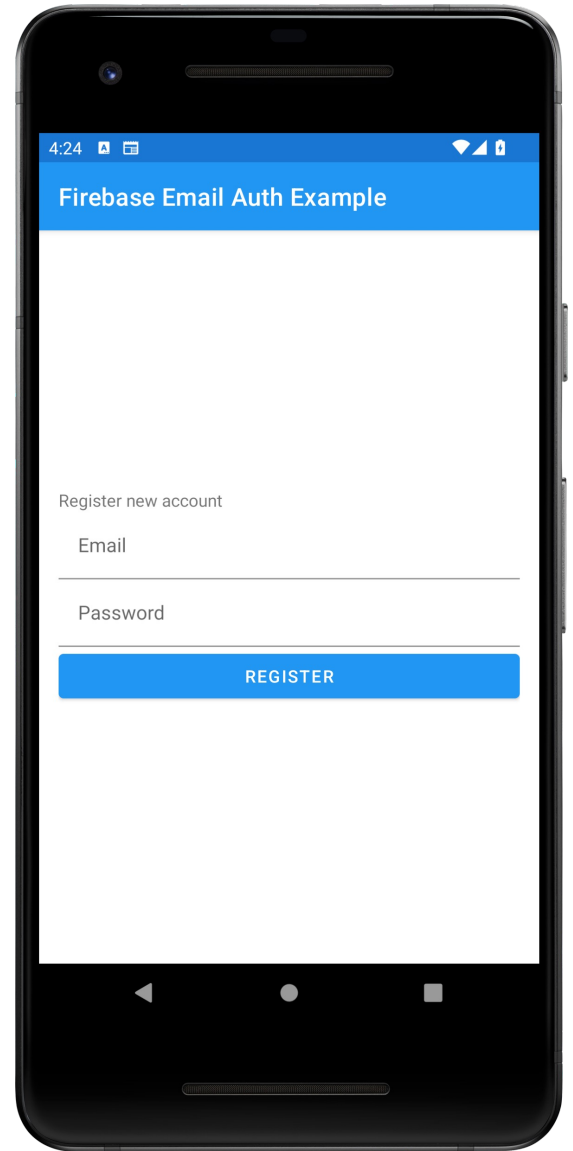
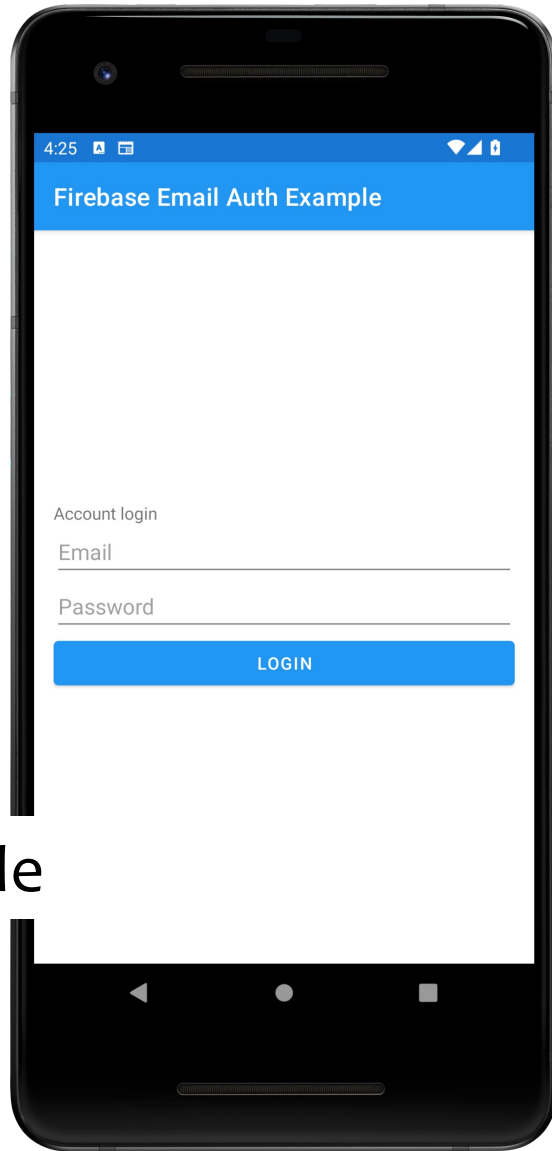
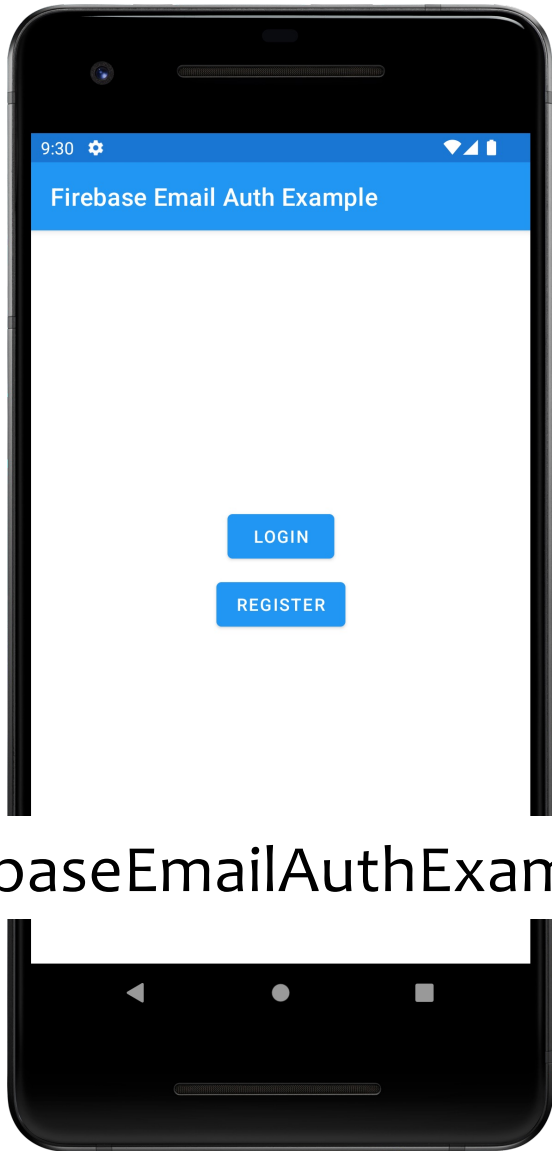
Combined with security rules can restrict data access to the logged in user (Note: this requires the data be structured in a particular pattern – more on this later)

Firestore Email/Password Authentication Service

Can view all application users from the firestore console

See:

<https://firebase.google.com/docs/reference/android/com/google/firebase/auth/FirebaseAuth.html>



FirestoreEmailAuthExample

Firestore Realtime Database

Firestore offers two types of database services

- Realtime Database (Original)

- Cloud Firestore (Newer service)

For differences between these offerings, see

<https://firebase.google.com/docs/database/rtdb-vs-firestore?authuser=0>

Firestore Realtime Database

This lecture focuses on the original Realtime Database

An efficient, low-latency solution for mobile apps that require synced states across clients in real-time

Firestore Realtime Database

Add dependency for Realtime Database to your app-level build.gradle file

e.g., implementation 'com.google.firebase:firebase-database:20.0.4'

Configure Realtime Database Rules

See: <https://firebase.google.com/docs/database/android/start?authuser=0>

Example Rules with No Authorization

```
{  
  "rules": {  
    ".read": true,  
    ".write": true  
  }  
}
```

Example Rules with Authorization

```
{  
  "rules": {  
    ".read": "auth != null",  
    ".write": "auth != null"  
  }  
}
```

Firestore Realtime Database

Realtime Database has a REST API

Use a Firestore Database URL as a REST endpoint

Append `.json` to the end of the URL and send a request from an HTTPS client

See: <https://firebase.google.com/docs/reference/rest/database>

Firestore Realtime Database

Data is structured and a JSON tree

When you add data to the JSON tree, it becomes a node in the existing JSON structure with an associated key

Data Structure Best Practices

Avoid nesting data

Iterating through the data becomes problematic

Data requests can end up returning the entire tree

Data Structure Best Practices

Flatten the data structure

Split data into separate paths (also called denormalization)

Can efficiently download data in separate calls as needed

Reading and Writing Data

Data written to FirebaseDatabase reference

Retrieved by attaching an asynchronous listener to the reference

Listener triggered once for the initial state of the data and again anytime the data changes

See: <https://firebase.google.com/docs/database/android/read-and-write?authuser=0>

Firestore Realtime Database

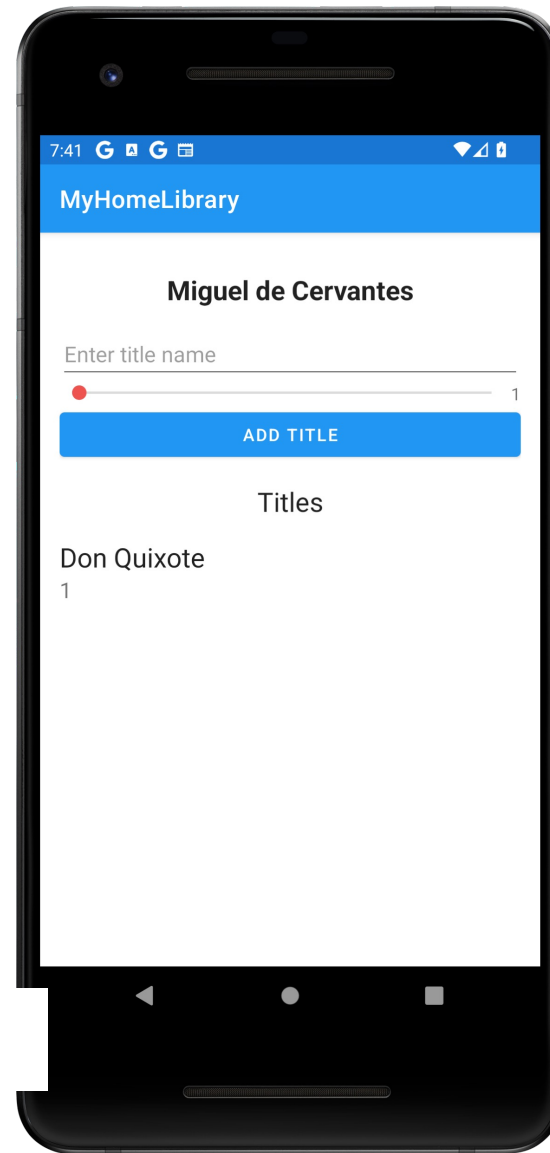
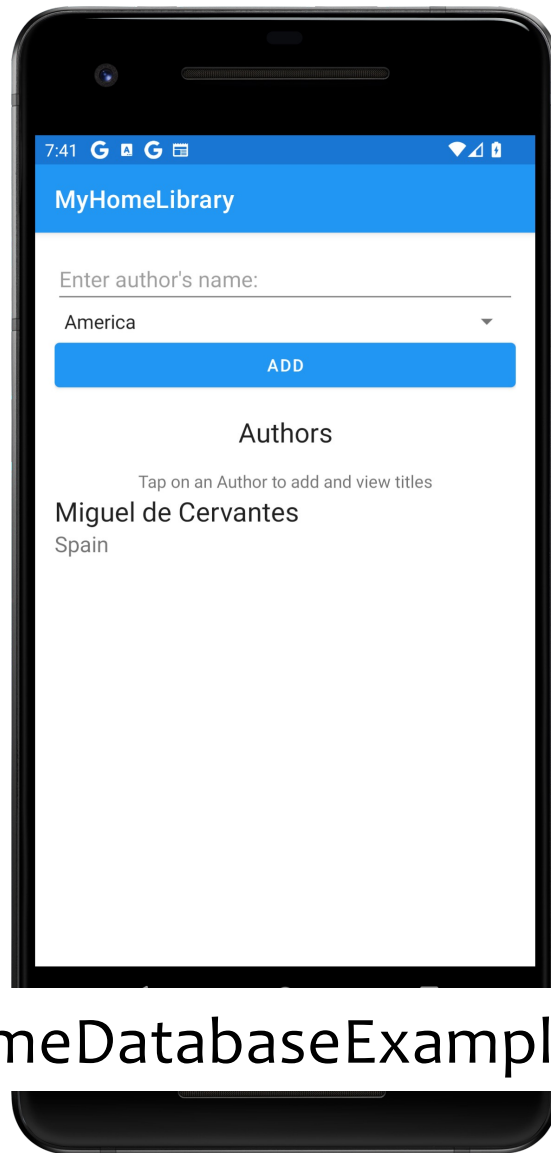
Working with lists of Data

See: <https://firebase.google.com/docs/database/android/lists-of-data?authuser=0>

FirestoreRealtimeDatabaseExample

Called MyHomeLibrary on Firestore

Allows you to add the authors in your home library and corresponding titles



FirestoreRealtimeDatabaseExample

Firestore Realtime Database

API Reference:

See: <https://firebase.google.com/docs/reference/android/com/google/firebase/database/DatabaseReference.html>

Example Apps

FirestoreRealtimeDatabaseExample

FirestoreEmailAuthExample