

# CSMC 412


Operating Systems

Prof. Ashok K Agrawala

© 2019 Ashok Agrawala

# Processes

---



# Processes

- Process Concept
- Process Scheduling
- Operations on Processes
- Inter-process Communication
- Examples of IPC Systems
- Communication in Client-Server Systems

# Objectives

- To introduce the notion of a process -- a program in execution, which forms the basis of all computation
- To describe the various features of processes, including scheduling, creation and termination, and communication
- To explore interprocess communication using shared memory and message passing
- To describe communication in client-server systems

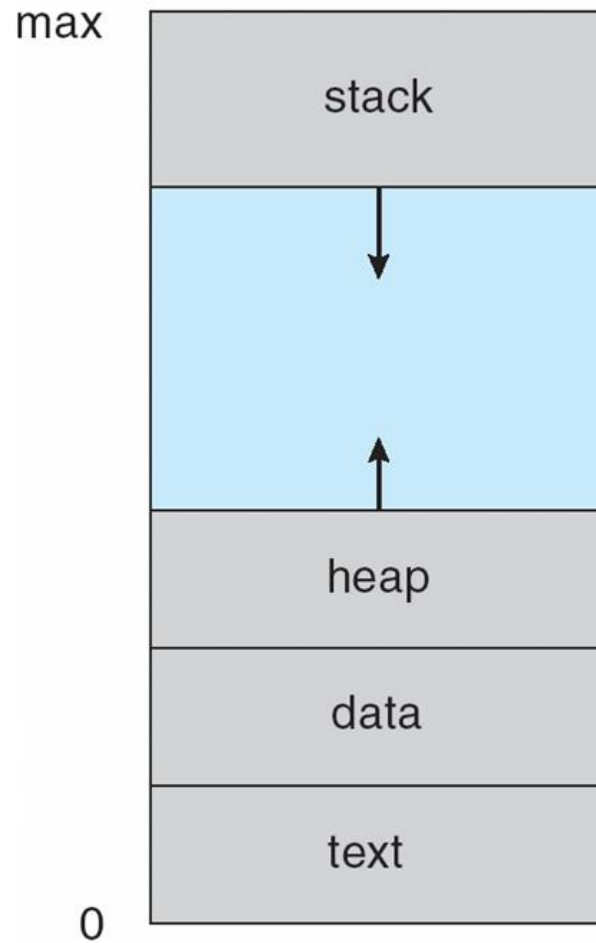
# Process Concept

- An operating system executes a variety of programs:
  - Batch system – **jobs**
  - Time-shared systems – **user programs** or **tasks**
- Textbook uses the terms **job** and **process** almost interchangeably
- **Process** – a program in execution; process execution must progress in sequential fashion
- Multiple parts
  - The program code, also called **text section**
  - Current activity including **program counter**, processor registers
  - **Stack** containing temporary data
    - Function parameters, return addresses, local variables
  - **Data section** containing global variables
  - **Heap** containing memory dynamically allocated during run time

# Process Concept (Cont.)

- Program is ***passive*** entity stored on disk (**executable file**), process is ***active***
  - Program becomes process when executable file loaded into memory
- Execution of program started via GUI mouse clicks, command line entry of its name, etc
- One program can be several processes
  - Consider multiple users executing the same program

# Process in Memory

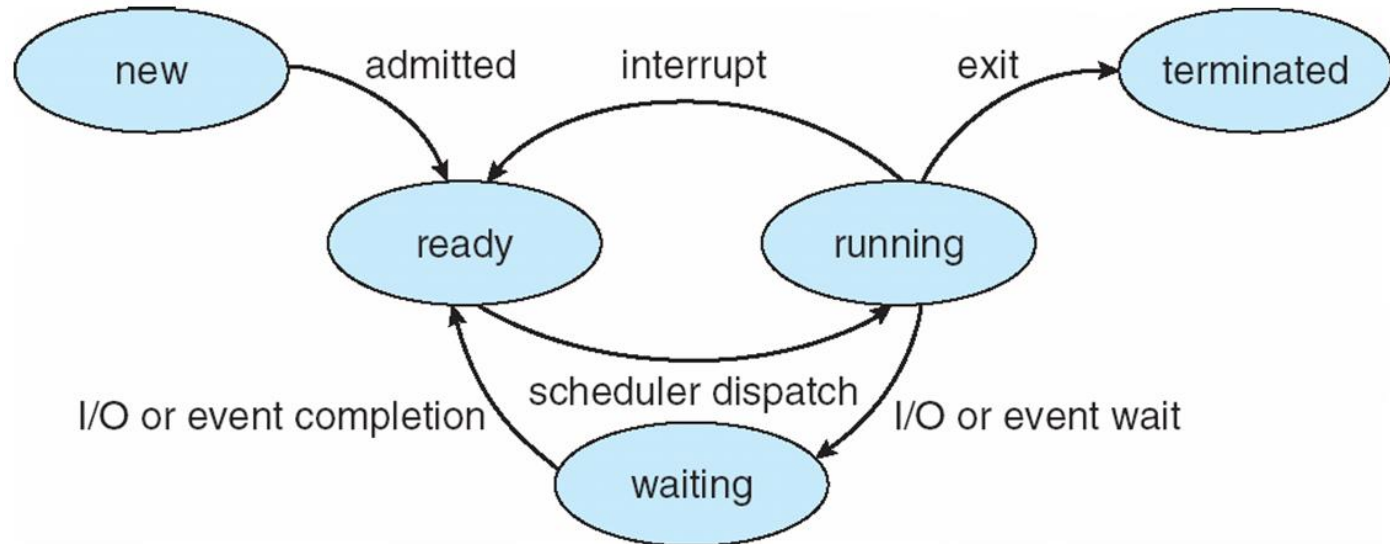


# Process State

- As a process executes, it changes **state**
  - **new**: The process is being created
  - **running**: Instructions are being executed
  - **waiting**: The process is waiting for some event to occur
  - **ready**: The process is waiting to be assigned to a processor
  - **terminated**: The process has finished execution



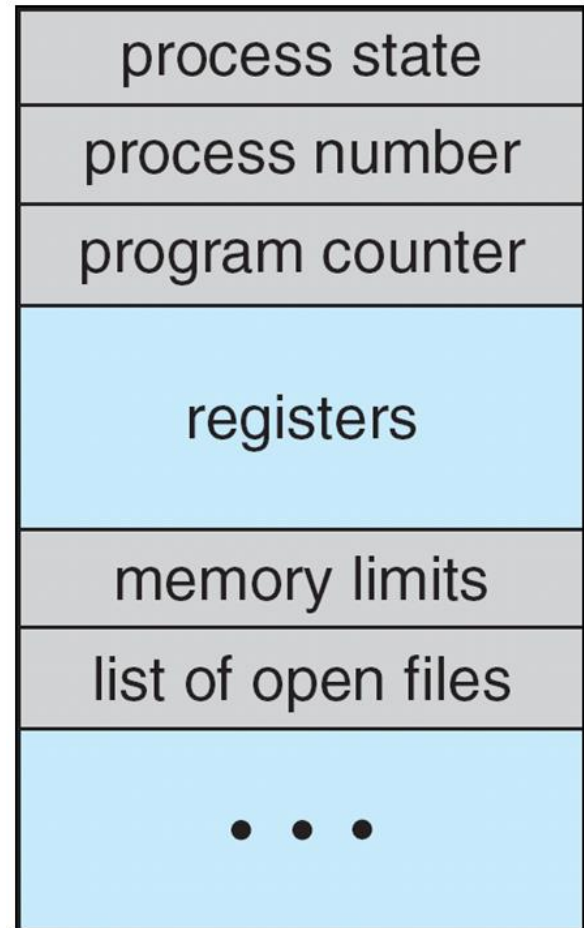
# Diagram of Process State



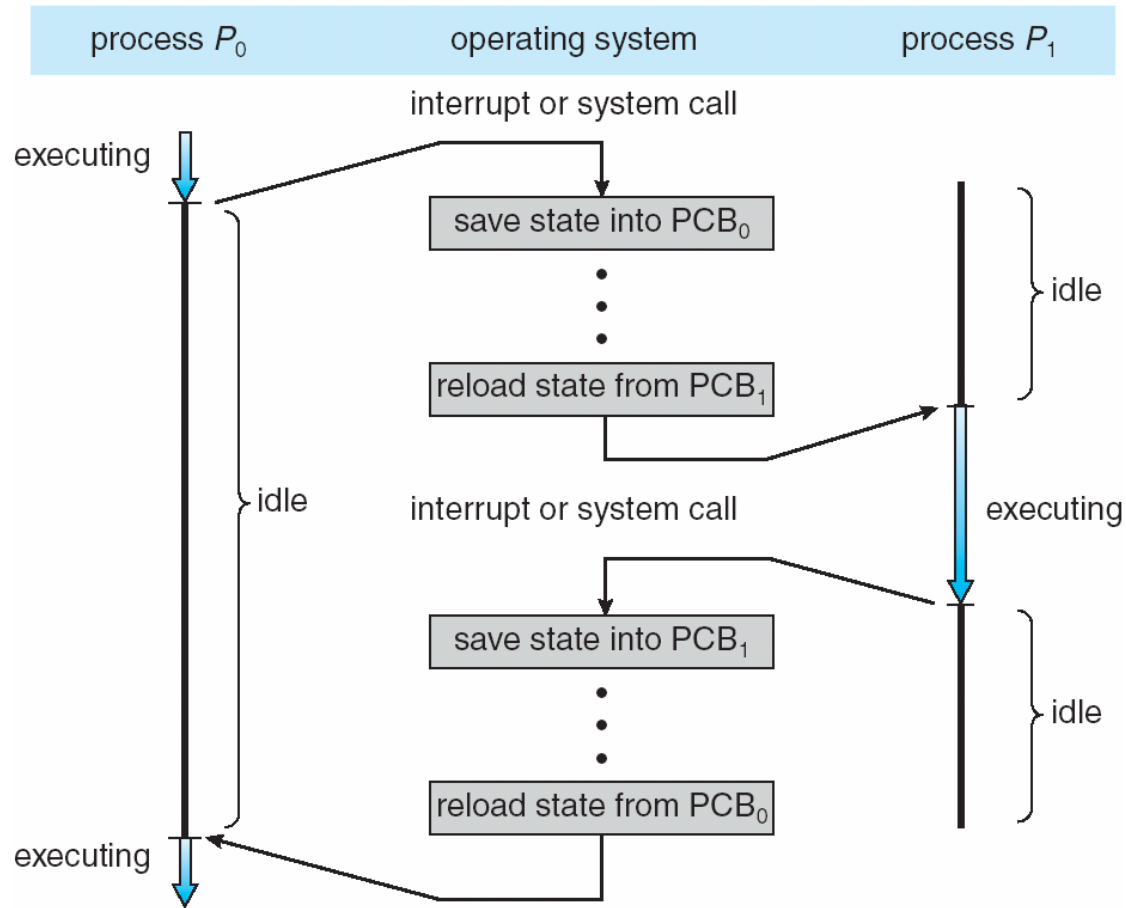
# Process Control Block (PCB)

Information associated with each process  
(also called **task control block**)

- Process state – running, waiting, etc
- Program counter – location of instruction to next execute
- CPU registers – contents of all process-centric registers
- CPU scheduling information- priorities, scheduling queue pointers
- Memory-management information – memory allocated to the process
- Accounting information – CPU used, clock time elapsed since start, time limits
- I/O status information – I/O devices allocated to process, list of open files



# CPU Switch From Process to Process



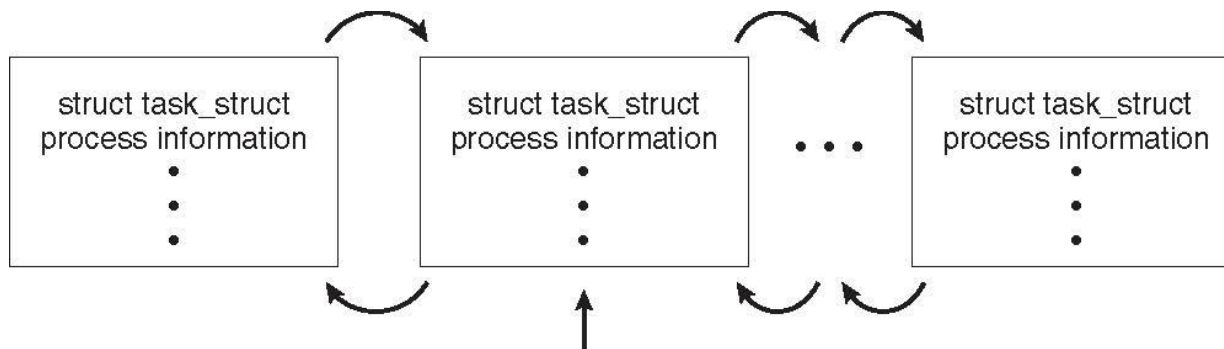
# Threads

- So far, process has a single thread of execution
- Consider having multiple program counters per process
  - Multiple locations can execute at once
    - Multiple threads of control -> **threads**
- Must then have storage for thread details, multiple program counters in PCB
- See next chapter

# Process Representation in Linux

## Represented by the C structure `task_struct`

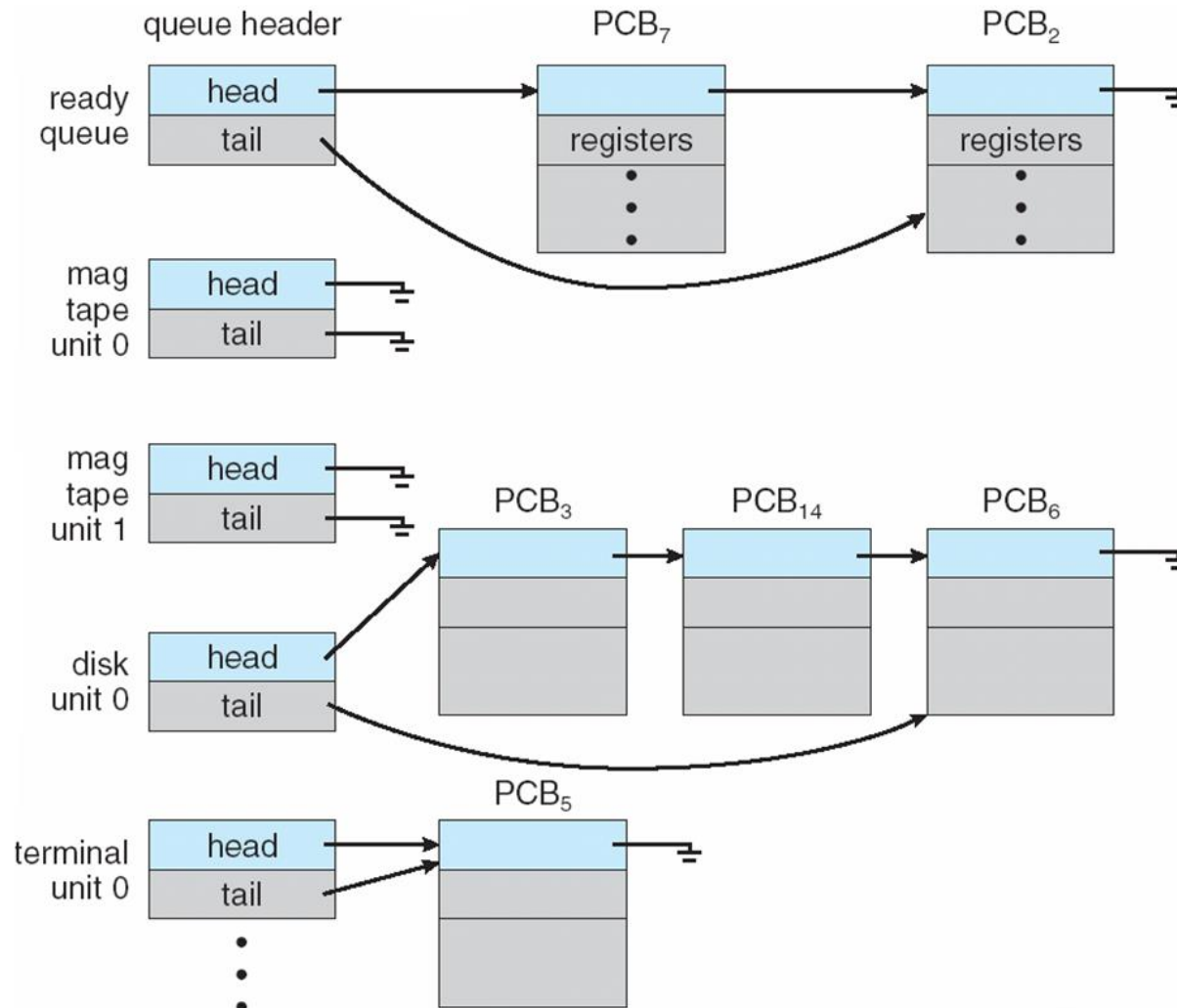
```
pid_t pid; /* process identifier */
long state; /* state of the process */
unsigned int time_slice /* scheduling information */
struct task_struct *parent; /* this process's parent */
struct list_head children; /* this process's children */
struct files_struct *files; /* list of open files */
struct mm_struct *mm; /* address space of this process */
```



# Process Scheduling

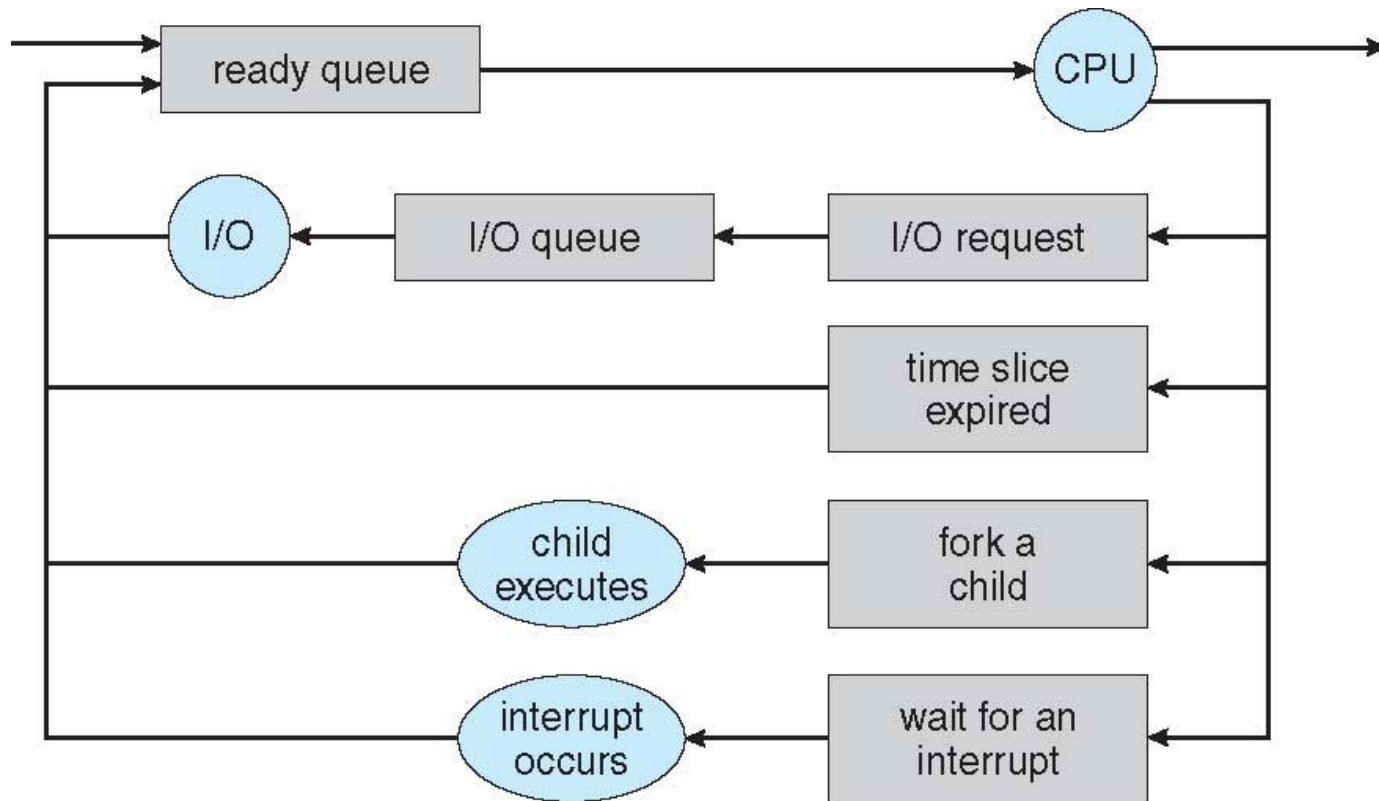
- Maximize CPU use, quickly switch processes onto CPU for time sharing
- **Process scheduler** selects among available processes for next execution on CPU
- Maintains **scheduling queues** of processes
  - **Job queue** – set of all processes in the system
  - **Ready queue** – set of all processes residing in main memory, ready and waiting to execute
  - **Device queues** – set of processes waiting for an I/O device
  - Processes migrate among the various queues

# Ready Queue And Various I/O Device Queues



# Representation of Process Scheduling

- **Queueing diagram** represents queues, resources, flows



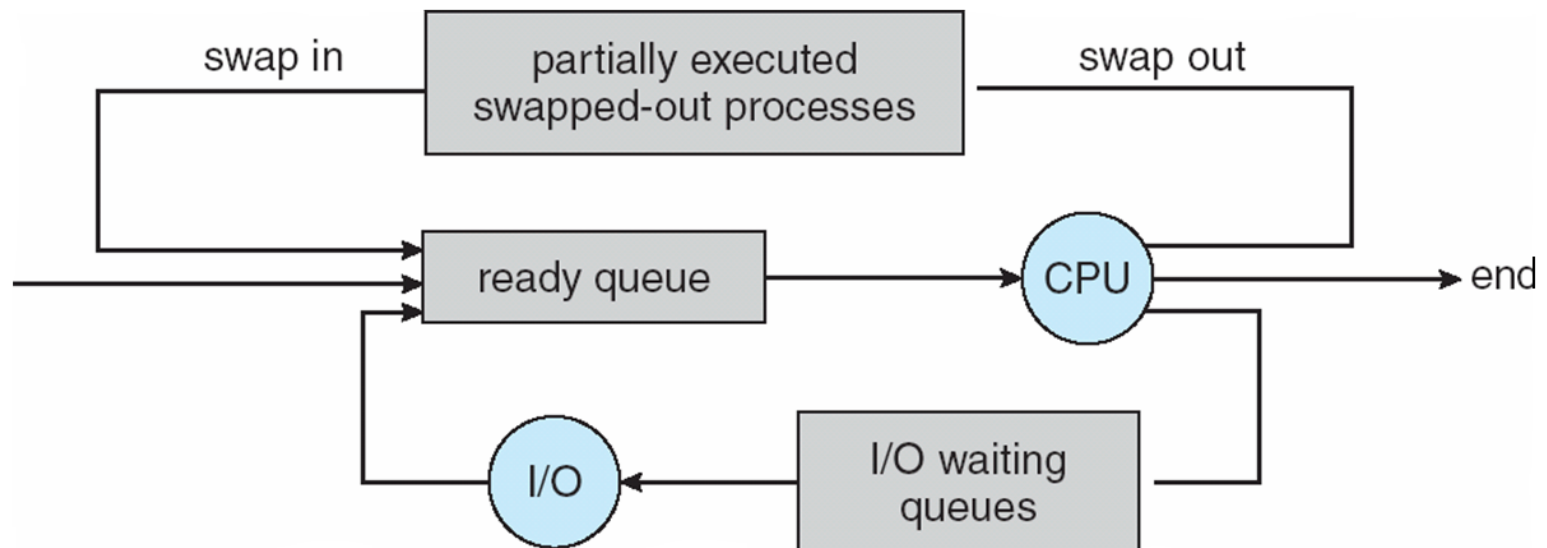


# Schedulers

- **Short-term scheduler** (or **CPU scheduler**) – selects which process should be executed next and allocates CPU
  - Sometimes the only scheduler in a system
  - Short-term scheduler is invoked frequently (milliseconds)  $\Rightarrow$  (must be fast)
- **Long-term scheduler** (or **job scheduler**) – selects which processes should be brought into the ready queue
  - Long-term scheduler is invoked infrequently (seconds, minutes)  $\Rightarrow$  (may be slow)
  - The long-term scheduler controls the **degree of multiprogramming**
- Processes can be described as either:
  - **I/O-bound process** – spends more time doing I/O than computations, many short CPU bursts
  - **CPU-bound process** – spends more time doing computations; few very long CPU bursts
- Long-term scheduler strives for good ***process mix***

# Addition of Medium Term Scheduling

- **Medium-term scheduler** can be added if degree of multiple programming needs to decrease
  - Remove process from memory, store on disk, bring back in from disk to continue execution: **swapping**



# Multitasking in Mobile Systems

- Some mobile systems (e.g., early version of iOS) allow only one process to run, others suspended
- Due to screen real estate, user interface limits iOS provides for a
  - Single **foreground** process- controlled via user interface
  - Multiple **background** processes– in memory, running, but not on the display, and with limits
  - Limits include single, short task, receiving notification of events, specific long-running tasks like audio playback
- Android runs foreground and background, with fewer limits
  - Background process uses a **service** to perform tasks
  - Service can keep running even if background process is suspended
  - Service has no user interface, small memory use

# Context Switch

- When CPU switches to another process, the system must **save the state** of the old process and load the **saved state** for the new process via a **context switch**
- **Context** of a process represented in the PCB
- Context-switch time is overhead; the system does no useful work while switching
  - The more complex the OS and the PCB → the longer the context switch
- Time dependent on hardware support
  - Some hardware provides multiple sets of registers per CPU → multiple contexts loaded at once

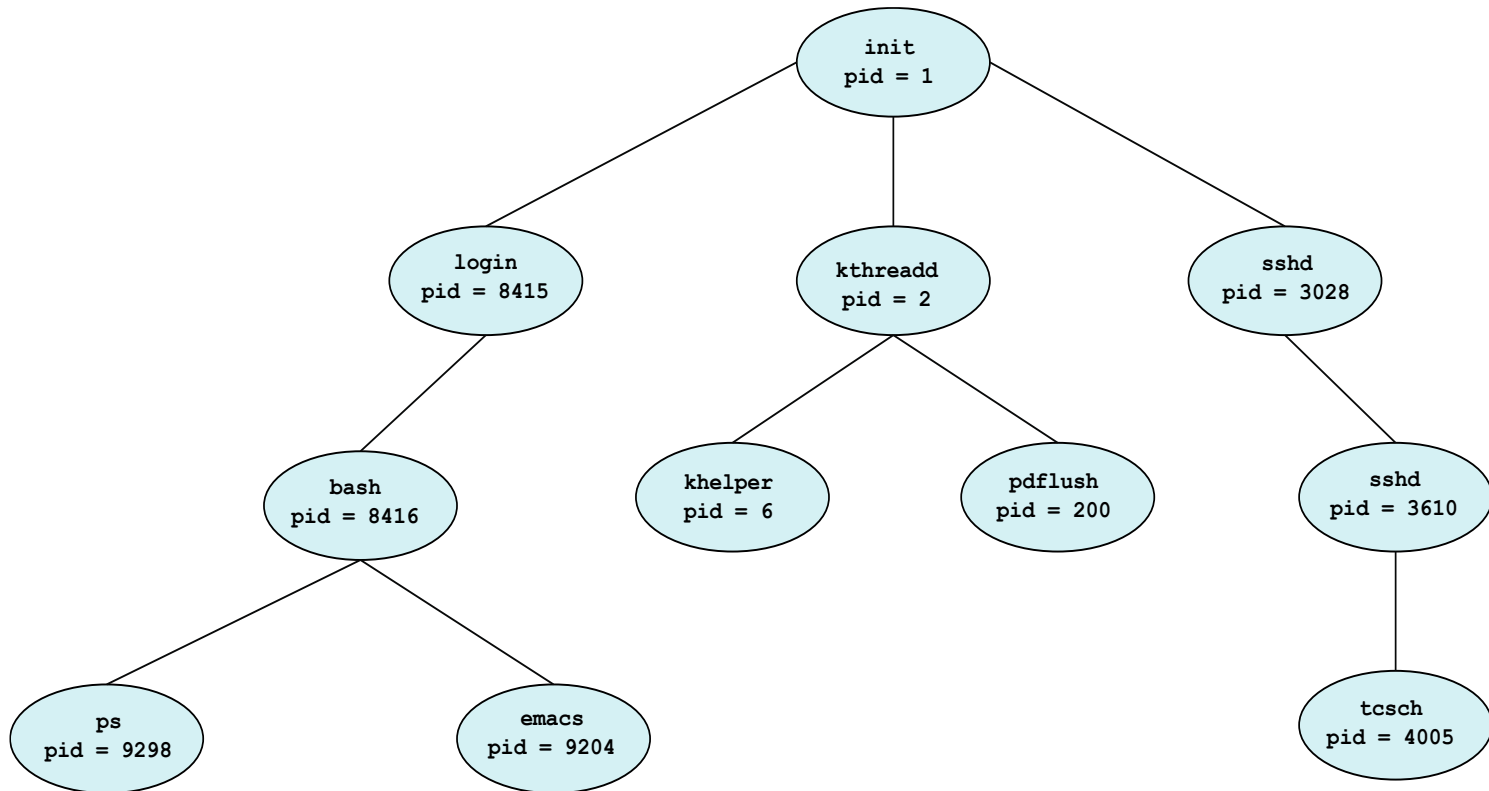
# Operations on Processes

- System must provide mechanisms for:
  - process creation,
  - process termination,
  - and so on as detailed next

# Process Creation

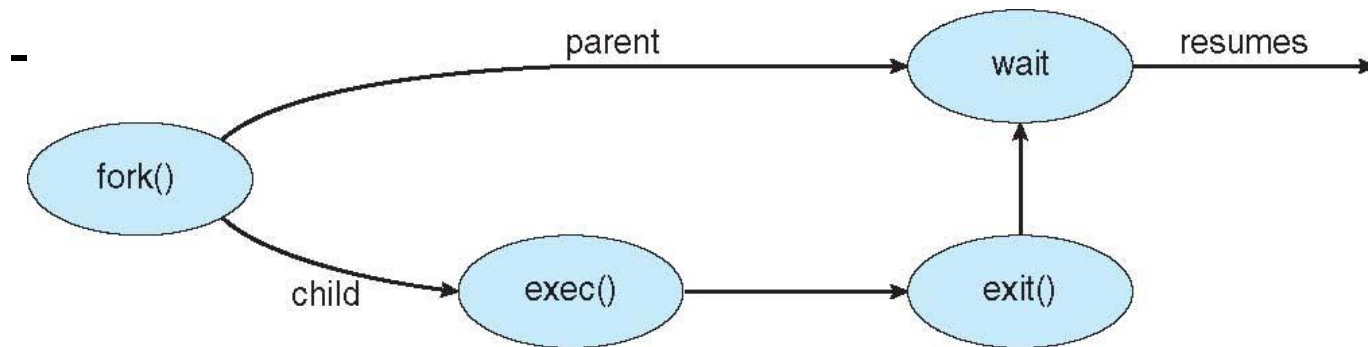
- **Parent** process create **children** processes, which, in turn create other processes, forming a **tree** of processes
- Generally, process identified and managed via a **process identifier (pid)**
- Resource sharing options
  - Parent and children share all resources
  - Children share subset of parent's resources
  - Parent and child share no resources
- Execution options
  - Parent and children execute concurrently
  - Parent waits until children terminate

# A Tree of Processes in Linux



# Process Creation (Cont.)

- Address space
  - Child duplicate of parent
  - Child has a program loaded into it
- UNIX examples
  - **fork()** system call creates new process





# C Program Forking Separate Process

```
#include <sys/types.h>
#include <stdio.h>
#include <unistd.h>

int main()
{
    pid_t pid;

    /* fork a child process */
    pid = fork();

    if (pid < 0) { /* error occurred */
        fprintf(stderr, "Fork Failed");
        return 1;
    }
    else if (pid == 0) { /* child process */
        execlp("/bin/ls", "ls", NULL);
    }
    else { /* parent process */
        /* parent will wait for the child to complete */
        wait(NULL);
        printf("Child Complete");
    }

    return 0;
}
```

# Creating a Separate Process via Windows API

- CreateProcess() Fn
- Need to specify the program to load
- Requires 10 parameters
- STARTUPINFO
- PROCESS\_INFO

```
#include <stdio.h>
#include <windows.h>

int main(VOID)
{
    STARTUPINFO si;
    PROCESS_INFORMATION pi;

    /* allocate memory */
    ZeroMemory(&si, sizeof(si));
    si.cb = sizeof(si);
    ZeroMemory(&pi, sizeof(pi));

    /* create child process */
    if (!CreateProcess(NULL, /* use command line */
        "C:\\WINDOWS\\system32\\mspaint.exe", /* command */
        NULL, /* don't inherit process handle */
        NULL, /* don't inherit thread handle */
        FALSE, /* disable handle inheritance */
        0, /* no creation flags */
        NULL, /* use parent's environment block */
        NULL, /* use parent's existing directory */
        &si,
        &pi))
    {
        fprintf(stderr, "Create Process Failed");
        return -1;
    }
    /* parent will wait for the child to complete */
    WaitForSingleObject(pi.hProcess, INFINITE);
    printf("Child Complete");

    /* close handles */
    CloseHandle(pi.hProcess);
    CloseHandle(pi.hThread);
}
```

# Process Termination

- Process executes last statement and then asks the operating system to delete it using the **exit()** system call.
  - Returns status data from child to parent (via **wait()**)
  - Process' resources are deallocated by operating system
- Parent may terminate the execution of children processes using the **abort()** system call. Some reasons for doing so:
  - Child has exceeded allocated resources
  - Task assigned to child is no longer required
  - The parent is exiting and the operating systems does not allow a child to continue if its parent terminates

# Process Termination

- Some operating systems do not allow child to exist if its parent has terminated. If a process terminates, then all its children must also be terminated.
  - **cascading termination.** All children, grandchildren, etc. are terminated.
  - The termination is initiated by the operating system.
- The parent process may wait for termination of a child process by using the **wait()** system call. The call returns status information and the pid of the terminated process

```
pid = wait(&status);
```
- If no parent waiting (did not invoke **wait()**) process is a **zombie**
- If parent terminated without invoking **wait**, process is an **orphan**

# Multiprocess Architecture – Chrome Browser

- Many web browsers ran as single process (some still do)
  - If one web site causes trouble, entire browser can hang or crash
- Google Chrome Browser is multiprocess with 3 different types of processes:
  - **Browser** process manages user interface, disk and network I/O
  - **Renderer** process renders web pages, deals with HTML, Javascript. A new renderer created for each website opened
    - Runs in **sandbox** restricting disk and network I/O, minimizing effect of security exploits
  - **Plug-in** process for each type of plug-in

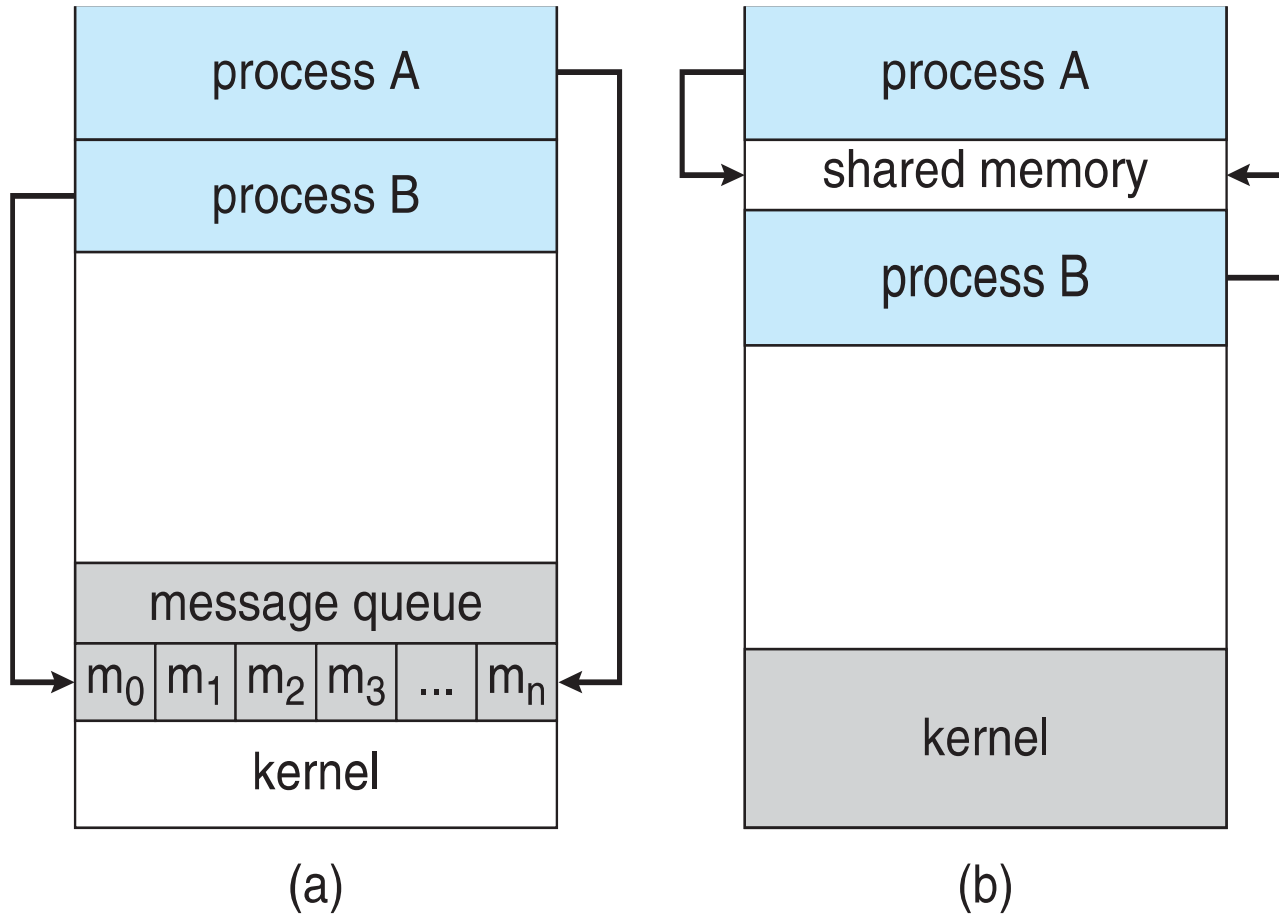


# Interprocess Communication

- Processes within a system may be ***independent*** or ***cooperating***
- Cooperating process can affect or be affected by other processes, including sharing data
- Cooperating processes need **interprocess communication (IPC)**
- Two models of IPC
  - **Shared memory**
  - **Message passing**

# Communications Models

(a) Message passing. (b) shared memory.



# Cooperating Processes

- ***Independent*** process cannot affect or be affected by the execution of another process
- ***Cooperating*** process can affect or be affected by the execution of another process
- Advantages of process cooperation
  - Information sharing
  - Computation speed-up
  - Modularity
  - Convenience



# Producer-Consumer Problem

- Paradigm for cooperating processes, *producer* process produces information that is consumed by a *consumer* process
  - **unbounded-buffer** places no practical limit on the size of the buffer
  - **bounded-buffer** assumes that there is a fixed buffer size



# Bounded-Buffer – Shared-Memory Solution

- Shared data

```
#define BUFFER_SIZE 10
typedef struct {
    . . .
} item;

item buffer[BUFFER_SIZE];
int in = 0;
int out = 0;
```

- Solution is correct, but can only use BUFFER\_SIZE-1 elements

# Bounded-Buffer – Producer

```
item next_produced;  
while (true) {  
    /* produce an item in next produced */  
    while (((in + 1) % BUFFER_SIZE) == out)  
        ; /* do nothing */  
    buffer[in] = next_produced;  
    in = (in + 1) % BUFFER_SIZE;  
}
```

# Bounded Buffer – Consumer

```
item next_consumed;  
while (true) {  
    while (in == out)  
        ; /* do nothing */  
    next_consumed = buffer[out];  
    out = (out + 1) % BUFFER_SIZE;  
  
    /* consume the item in next consumed */  
}
```

## Interprocess Communication – Shared Memory

- An area of memory shared among the processes that wish to communicate
- The communication is under the control of the users processes not the operating system.
- Major issues is to provide mechanism that will allow the user processes to synchronize their actions when they access shared memory.
- Synchronization is discussed in great details in Chapter 5.

# Interprocess Communication – Message Passing

- Mechanism for processes to communicate and to synchronize their actions
- Message system – processes communicate with each other without resorting to shared variables
- IPC facility provides two operations:
  - **send**(*message*)
  - **receive**(*message*)
- The *message* size is either fixed or variable

## Message Passing (Cont.)

- If processes  $P$  and  $Q$  wish to communicate, they need to:
  - Establish a **communication link** between them
  - Exchange messages via send/receive
- Implementation issues:
  - How are links established?
  - Can a link be associated with more than two processes?
  - How many links can there be between every pair of communicating processes?
  - What is the capacity of a link?
  - Is the size of a message that the link can accommodate fixed or variable?
  - Is a link unidirectional or bi-directional?

## Message Passing (Cont.)

- Implementation of communication link
  - Physical:
    - Shared memory
    - Hardware bus
    - Network
  - Logical:
    - Direct or indirect
    - Synchronous or asynchronous
    - Automatic or explicit buffering



# Direct Communication

- Processes must name each other explicitly:
  - **send** ( $P$ , *message*) – send a message to process  $P$
  - **receive**( $Q$ , *message*) – receive a message from process  $Q$
- Properties of communication link
  - Links are established automatically
  - A link is associated with exactly one pair of communicating processes
  - Between each pair there exists exactly one link
  - The link may be unidirectional, but is usually bi-directional

# Indirect Communication

- Messages are directed and received from mailboxes (also referred to as ports)
  - Each mailbox has a unique id
  - Processes can communicate only if they share a mailbox
- Properties of communication link
  - Link established only if processes share a common mailbox
  - A link may be associated with many processes
  - Each pair of processes may share several communication links
  - Link may be unidirectional or bi-directional

# Indirect Communication

- Operations
  - create a new mailbox (port)
  - send and receive messages through mailbox
  - destroy a mailbox
- Primitives are defined as:
  - send**(*A, message*) – send a message to mailbox A
  - receive**(*A, message*) – receive a message from mailbox A

# Indirect Communication

- Mailbox sharing
  - $P_1$ ,  $P_2$ , and  $P_3$  share mailbox A
  - $P_1$ , sends;  $P_2$  and  $P_3$  receive
  - Who gets the message?
- Solutions
  - Allow a link to be associated with at most two processes
  - Allow only one process at a time to execute a receive operation
  - Allow the system to select arbitrarily the receiver. Sender is notified who the receiver was.

# Synchronization

- Message passing may be either blocking or non-blocking
- **Blocking** is considered **synchronous**
  - **Blocking send** -- the sender is blocked until the message is received
  - **Blocking receive** -- the receiver is blocked until a message is available
- **Non-blocking** is considered **asynchronous**
  - **Non-blocking send** -- the sender sends the message and continue
  - **Non-blocking receive** -- the receiver receives:
    - ☐ A valid message, or
    - ☐ Null message
- ☐ Different combinations possible
  - ☐ If both send and receive are blocking, we have a **rendezvous**

# Synchronization (Cont.)

- Producer-consumer becomes trivial

```
message next_produced;  
while (true) {  
    /* produce an item in next produced */  
    send(next_produced);  
}
```

```
message next_consumed;  
while (true) {  
    receive(next_consumed);  
  
    /* consume the item in next consumed */  
}
```

# Buffering

- Queue of messages attached to the link.
- implemented in one of three ways
  1. Zero capacity – no messages are queued on a link.  
Sender must wait for receiver (rendezvous)
  2. Bounded capacity – finite length of  $n$  messages  
Sender must wait if link full
  3. Unbounded capacity – infinite length  
Sender never waits

# Communications in Client-Server Systems

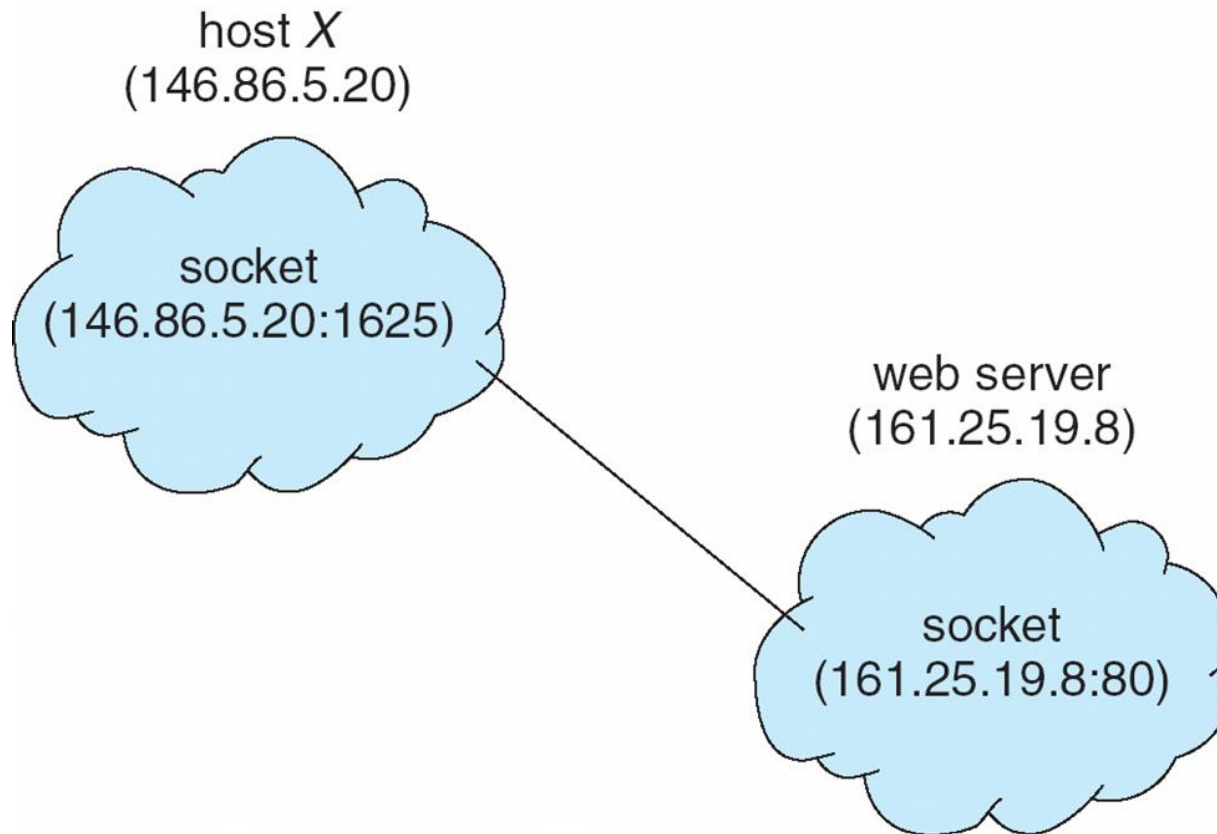
- Sockets
- Remote Procedure Calls
- Pipes
- Remote Method Invocation (Java)



# Sockets

- A **socket** is defined as an endpoint for communication
- Concatenation of IP address and **port** – a number included at start of message packet to differentiate network services on a host
- The socket **161.25.19.8:1625** refers to port **1625** on host **161.25.19.8**
- Communication consists between a pair of sockets
- All ports below 1024 are ***well known***, used for standard services
- Special IP address 127.0.0.1 (**loopback**) to refer to system on which process is running

# Socket Communication



# Sockets in Java

- Three types of sockets
  - **Connection-oriented (TCP)**
  - **Connectionless (UDP)**
  - **MulticastSocket** class– data can be sent to multiple recipients
- Consider this “Date” server:

```
import java.net.*;
import java.io.*;

public class DateServer
{
    public static void main(String[] args) {
        try {
            ServerSocket sock = new ServerSocket(6013);

            /* now listen for connections */
            while (true) {
                Socket client = sock.accept();

                PrintWriter pout = new
                    PrintWriter(client.getOutputStream(), true);

                /* write the Date to the socket */
                pout.println(new java.util.Date().toString());

                /* close the socket and resume */
                /* listening for connections */
                client.close();
            }
        }
        catch (IOException ioe) {
            System.err.println(ioe);
        }
    }
}
```

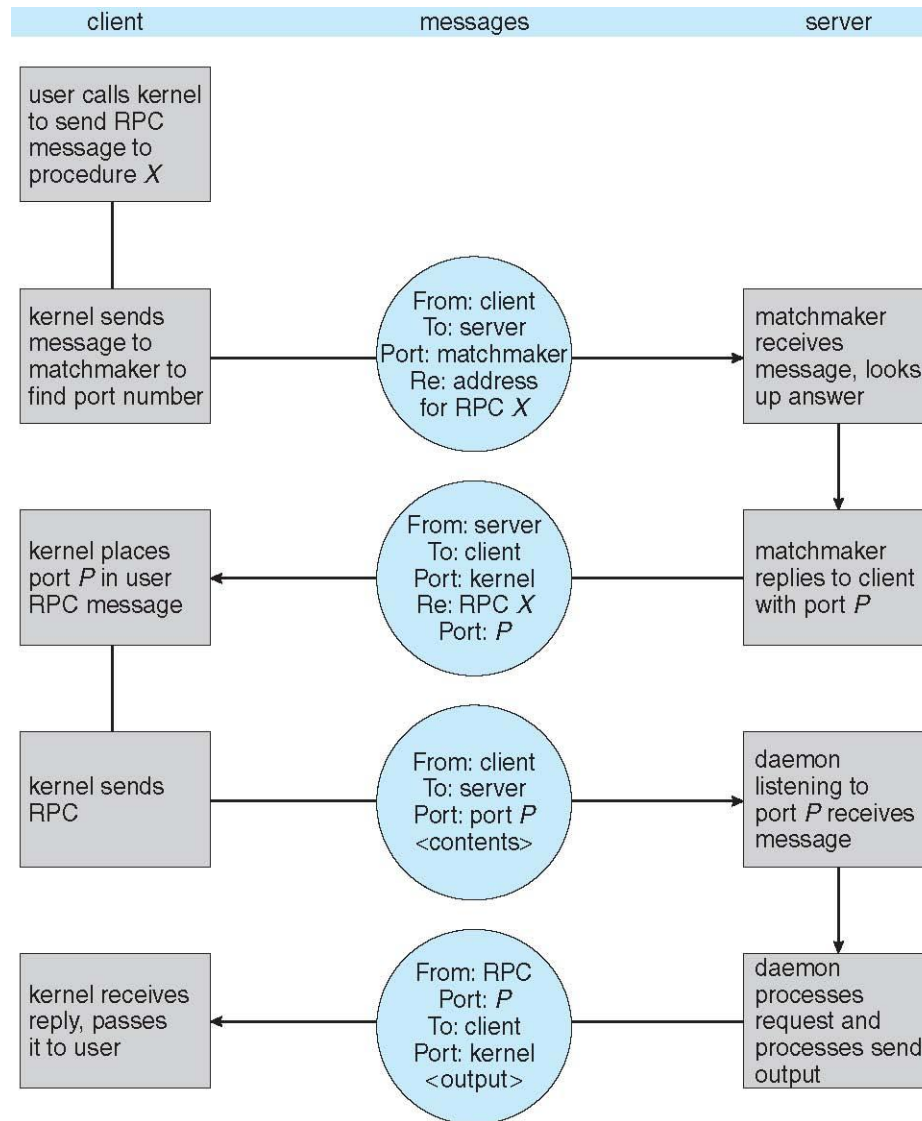
# Remote Procedure Calls

- Remote procedure call (RPC) abstracts procedure calls between processes on networked systems
  - Again uses ports for service differentiation
- **Stubs** – client-side proxy for the actual procedure on the server
- The client-side stub locates the server and **marshalls** the parameters
- The server-side stub receives this message, unpacks the marshalled parameters, and performs the procedure on the server
- On Windows, stub code compile from specification written in **Microsoft Interface Definition Language (MIDL)**

# Remote Procedure Calls (Cont.)

- Data representation handled via **External Data Representation (XDL)** format to account for different architectures
  - **Big-endian** and **little-endian**
- Remote communication has more failure scenarios than local
  - Messages can be delivered ***exactly once*** rather than ***at most once***
- OS typically provides a rendezvous (or **matchmaker**) service to connect client and server

# Execution of RPC

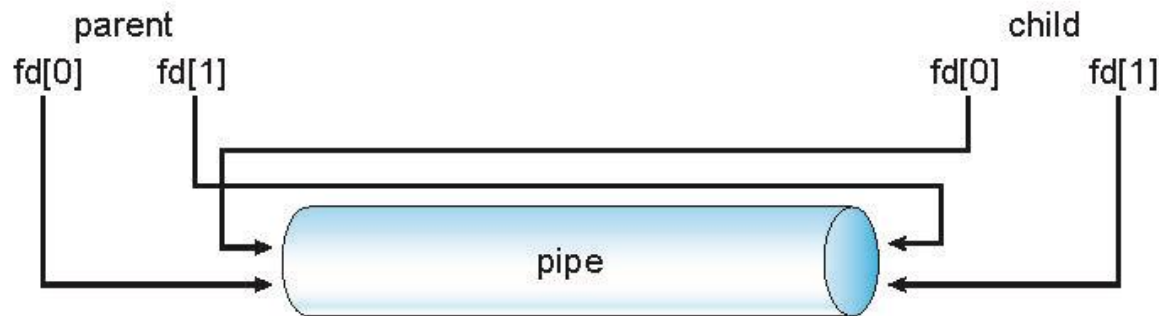


# Pipes

- Acts as a conduit allowing two processes to communicate
- Issues:
  - Is communication unidirectional or bidirectional?
  - In the case of two-way communication, is it half or full-duplex?
  - Must there exist a relationship (i.e., ***parent-child***) between the communicating processes?
  - Can the pipes be used over a network?
- Ordinary pipes – cannot be accessed from outside the process that created it. Typically, a parent process creates a pipe and uses it to communicate with a child process that it created.
- Named pipes – can be accessed without a parent-child relationship.

# Ordinary Pipes

- Ordinary Pipes allow communication in standard producer-consumer style
- Producer writes to one end (the **write-end** of the pipe)
- Consumer reads from the other end (the **read-end** of the pipe)
- Ordinary pipes are therefore unidirectional
- Require parent-child relationship between communicating processes



- Windows calls these **anonymous pipes**
- See Unix and Windows code samples in textbook



# Named Pipes

- Named Pipes are more powerful than ordinary pipes
- Communication is bidirectional
- No parent-child relationship is necessary between the communicating processes
- Several processes can use the named pipe for communication
- Provided on both UNIX and Windows systems

# End of Chapter 3

