

CMSC 330: Organization of Programming Languages

Functional Programming with Lists

Lists in OCaml

- The basic data structure in OCaml
 - Lists can be of *arbitrary length*
 - Implemented as a linked data structure
 - Lists must be *homogeneous*
 - All elements have the same type
- Operations
 - Construct lists
 - Destruct them via pattern matching

Constructing Lists: Syntax

Syntax

- `[]` is the empty list (pronounced “nil”)
- `e1 :: e2` prepends element `e1` to list `e2`
 - Operator `::` is pronounced “cons”
 - `e1` is the head, `e2` is the tail
- `[e1; e2; ...; en]` is *syntactic sugar* for `e1 :: e2 :: ... :: en :: []`

Both *cons* and *nil* are terms from LISP

Examples

<code>3 :: []</code>	<code>(* The list [3] *)</code>
<code>2 :: (3 :: [])</code>	<code>(* The list [2; 3] *)</code>
<code>[1; 2; 3]</code>	<code>(* The list 1 :: (2 :: (3 :: [])) *)</code>

Beware:
[1,2,3] is **not** a list!
[1;2;3] is.
Using the former may lead to confusing error messages.

Constructing Lists: Evaluation

Evaluation

- `[]` is a value
- To evaluate `[e1; ...; en]`
 - evaluate `e1` to a value `v1`,
 - ...,
 - evaluate `en` to a value `vn`,
 - and return `[v1; ...; vn]`
- *Desugaring*: evaluate `e1 :: e2`
 - evaluate `e1` to a value `v1`,
 - evaluate `e2` to a (list) value `v2`,
 - and return `v1 :: v2`

Remember: Evaluation order in OCaml is **right to left** (not left to right);

Constructing Lists: Examples

```
# let y = [1; 1+1; 1+1+1] ;;
```

```
val y : int list = [1; 2; 3]
```

```
# let x = 4::y ;;
```

```
val x : int list = [4; 1; 2; 3]
```

```
# let z = 5::y ;;
```

```
val z : int list = [5; 1; 2; 3]
```

```
# let m = "hello"::"bob"::[];;
```

```
val m : string list = ["hello"; "bob"]
```

Constructing Lists: Typing

Nil:

`[]: 'a list`

i.e., empty list has type t list for any type t

*Polymorphic type:
like a generic type in Java*

Cons:

If $e1 : t$ and $e2 : t$ list then $e1 :: e2 : t$ list

With parens for clarity:

If $e1 : t$ and $e2 : (t$ list) then $(e1 :: e2) : (t$ list)

Examples

```
# let x = [1; "world"] ;;
```

This expression has type string **but an expression was**
expected of type int

```
# let m = [[1];[2;3]];;
```

```
val y : int list list = [[1]; [2; 3]]
```

```
# let y = 0::[1;2;3] ;;
```

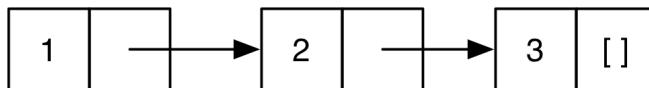
```
val y : int list = [0; 1; 2; 3]
```

```
# let w = [1;2]::y ;;
```

This expression has type int list **but is here used with**
type int list list

- The left argument of `::` is an element, the right is a list
- Can you construct a list `y` such that `[1;2]::y` makes sense?

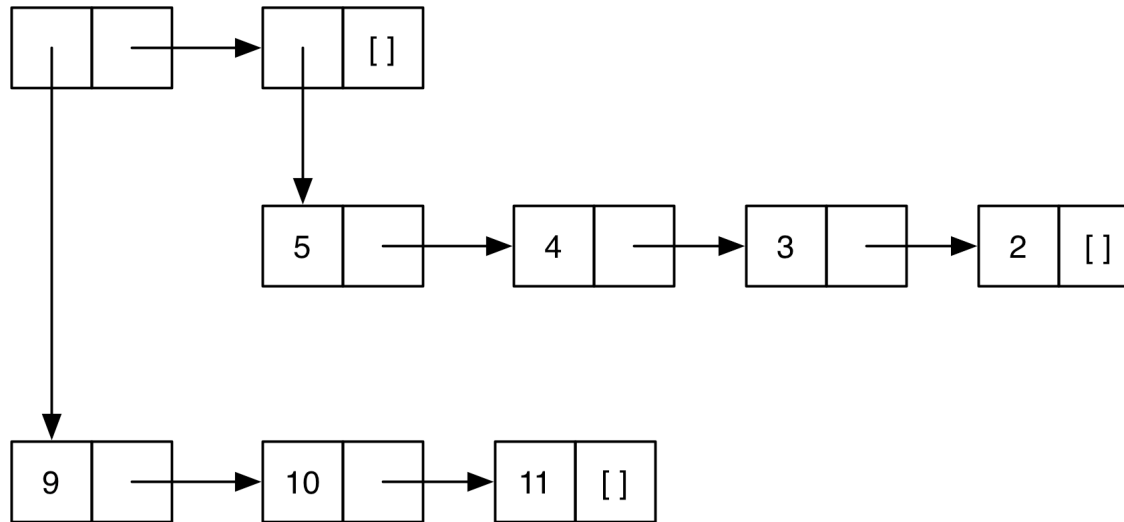
Lists in Ocaml are Linked



- `[1;2;3]` is represented as shown above
 - A nonempty list is a pair (element, rest of list)
 - The element is the **head** of the list
 - The pointer is the **tail** or *rest* of the list
 - ...which is itself a list!
- Thus in math (i.e., inductively) a list is either
 - The empty list `[]`
 - Or a pair consisting of an element and a list
 - This recursive structure will come in handy shortly

Lists of Lists

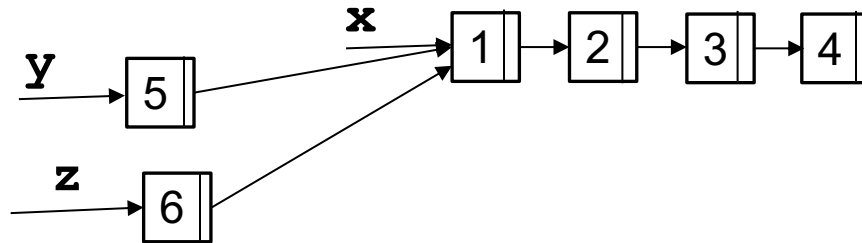
- Lists can be nested arbitrarily
 - Example: `[[9; 10; 11]; [5; 4; 3; 2]]`
 - Type `int list list`, also written as `(int list) list`



Lists are Immutable

- No way to *mutate* (change) an element of a list
- Instead, build up new lists out of old, e.g., using `::`

```
let x = [1;2;3;4]  
let y = 5::x  
let z = 6::x
```



Quiz 1

What is the type of the following expression?

`[1.0; 2.0; 3.0; 4.0]`

- A. array
- B. list
- C. float list
- D. int list

Quiz 1

What is the type of the following expression?

`[1.0; 2.0; 3.0; 4.0]`

A. array

B. list

C. float list

D. int list

Quiz 2

What is the type of the following expression?

`10 :: [20]`

A. `int`

B. `int list list`

C. `int list`

D. `error`

Quiz 2

What is the type of the following expression?

`10 :: [20]`

A. `int`

B. `int list list`

C. `int list`

D. `error`

Quiz 3

What is the type of the following definition?

```
let f x = "alien" :: [x]
```

A. `string -> string`

B. `string list`

C. `string list -> string list`

D. `string -> string list`

Quiz 3

What is the type of the following definition?

```
let f x = "alien" :: [x]
```

A. `string -> string`

B. `string list`

C. `string list -> string list`

D. `string -> string list`

Pattern Matching

- To pull lists apart, use the **match** construct

- Syntax

```
match e with
| p1 -> e1
| ...
| pn -> en
```

- *p1...pn* are *patterns* made up of `[]`, `::`, constants, and *pattern variables* (which are normal OCaml variables)
- *e1...en* are *branch expressions* in which pattern variables in the corresponding pattern are bound

Pattern Matching: Evaluation

- To pull lists apart, use the **match** construct

- **Syntax**

```
match e with  
| p1 -> e1  
| ...  
| pn -> en
```

- Evaluate *e* to a value *v*
- If *p1* matches *v*, eval *e1* to *v1* and return it
- ...
- Else if *pn* matches *v*, evaluate *en* to *vn* and return it
- Else, no patterns match: raise **Match_failure** exception

When evaluating branch expression *ei*, any **pattern variables** in *pi* are bound in *ei*, i.e., they are in scope

Pattern Matching Example

```
let is_empty l =  
  match l with  
    [] -> true  
  | (h::t) -> false
```

► Example runs

- `is_empty []` (* evaluates to **true** *)
- `is_empty [1]` (* evaluates to **false** *)
- `is_empty [1;2]` (* evaluates to **false** *)

Pattern Matching Example (cont.)

```
let hd l =  
  match l with  
    (h::t) -> h
```

- Example runs
 - `hd [1;2;3]` (* evaluates to 1 *)
 - `hd [2;3]` (* evaluates to 2 *)
 - `hd [3]` (* evaluates to 3 *)
 - `hd []` (* Exception: Match_failure *)

Quiz 4

To what does the following expression evaluate?

```
match [1;2;3] with
  [] -> [0]
| h::t -> t
```

- A. []
- B. [0]
- C. [1]
- D. [2;3]

Quiz 4

To what does the following expression evaluate?

```
match [1;2;3] with  
  [] -> [0]  
| h::t -> t
```

A. []

B. [0]

C. [1]

D. [2;3]

"Deep" pattern matching

- You can nest patterns for more precise matches
 - `a :: b` matches lists with **at least one** element
 - Matches `[1;2;3]`, binding `a` to `1` and `b` to `[2;3]`
 - `a :: []` matches lists with **exactly one** element
 - Matches `[1]`, binding `a` to `1`
 - Could also write pattern `a :: []` as `[a]`
 - `a :: b :: []` matches lists with **exactly two** elements
 - Matches `[1;2]`, binding `a` to `1` and `b` to `2`
 - Could also write pattern `a :: b :: []` as `[a;b]`
 - `a :: b :: c :: d` matches lists with **at least three** elements
 - Matches `[1;2;3]`, binding `a` to `1`, `b` to `2`, `c` to `3`, and `d` to `[]`
 - *Cannot* write pattern as `[a;b;c] :: d` (why?)

Pattern Matching – Wildcards

- An underscore `_` is a wildcard pattern
 - Matches anything
 - But doesn't add any bindings
 - Useful to hold a place but discard the value
 - i.e., when the variable does not appear in the branch expression
- In previous examples
 - Many values of `h` or `t` ignored
 - Can replace with wildcard `_`

Pattern Matching – Wildcards (cont.)

- Code using `_`
 - `let is_empty l = match l with`
 `[] -> true | (_::_) -> false`
 - `let hd l = match l with (h::_) -> h`
 - `let tl l = match l with (_::t) -> t`
- Outputs
 - `is_empty[1] (* evaluates to false *)`
 - `is_empty[] (* evaluates to true *)`
 - `hd [1;2;3] (* evaluates to 1 *)`
 - `hd [1] (* evaluates to 1 *)`
 - `tl [1;2;3] (* evaluates to [2;3] *)`
 - `tl [1] (* evaluates to [] *)`

Quiz 5

To what does the following expression evaluate?

```
match [1;2;3] with
| 1::[]      -> [0]
| _::_      -> [1]
| 1::_:[]   -> []
```

- A. []
- B. [0]
- C. [1]
- D. [2;3]

Quiz 5

To what does the following expression evaluate?

```
match [1;2;3] with
| 1::[]      -> [0]
| _::_      -> [1]
| 1::_:[]   -> []
```

A. []

B. [0]

C. [1]

D. [2;3]

Pattern Matching – An Abbreviation

- `let f p = e`, where `p` is a pattern
 - is shorthand for `let f x = match x with p -> e`
- Examples
 - `let hd (h::_) = h`
 - `let tl (_::t) = t`
 - `let f (x::y::_) = x + y`
 - `let g [x; y] = x + y`
- Useful if there's only one acceptable input

Pattern Matching Typing

```
match e with
| p1 -> e1
| ...
| pn -> en
```

- If e and $p1, \dots, pn$ each have type ta
- and $e1, \dots, en$ each have type tb
- Then entire `match` expression has type tb

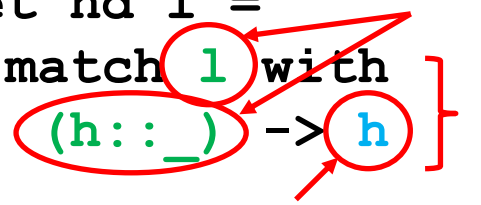
Examples

type: $'a \text{ list} \rightarrow 'a$

$ta = 'a \text{ list}$

```
let hd l =
  match l with
  (h :: _) -> h
```

$tb = 'a$

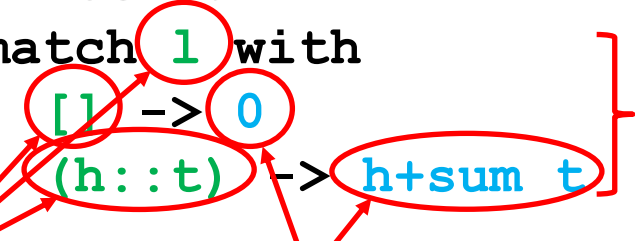


type: $\text{int list} \rightarrow \text{int}$

```
let rec sum l =
  match l with
  [] -> 0
  (h :: t) -> h + sum t
```

$ta = \text{int list}$

$tb = \text{int}$



Polymorphic Types

- The `sum` function works only for `int` lists
- But the `hd` function works for *any type of list*
 - `hd [1; 2; 3]` (* returns 1 *)
 - `hd ["a"; "b"; "c"]` (* returns "a" *)
- OCaml gives such functions **polymorphic** types
 - `hd : 'a list -> 'a`
 - this says the function takes a list of *any* element type `'a`, and returns something of that same type
- These are basically generic types in Java
 - `'a list` is like `List<T>`

Examples Of Polymorphic Types

- `let t1 (_::t) = t`
 `# t1 [1; 2; 3];;`
 `- : int list = [2; 3]`
 `# t1 [1.0; 2.0];;`
 `- : float list = [2.0]`
 `(* t1 : 'a list -> 'a list *)`
- `let fst x y = x`
 `# fst 1 "hello";;`
 `- : int = 1`
 `# fst [1; 2] 1;;`
 `- : int list = [1; 2]`
 `(* fst : 'a -> 'b -> 'a *)`

Examples Of Polymorphic Types

- ```
let eq x y = x = y (* let eq x y = (x = y) *)
eq 1 2;;
- : bool = false
eq "hello" "there";;
- : bool = false
eq "hello" 1 -- type error
(* eq : 'a -> 'a -> bool *)
```



## Quiz 6

---

What is the type of the following function?

```
let f x y =
 if x = y then 1 else 0
```

- A. `'a -> 'b -> int`
- B. `'a -> 'a -> bool`
- C. `'a -> 'a -> int`
- D. `int`

## Quiz 6

---

What is the type of the following function?

```
let f x y =
 if x = y then 1 else 0
```

- A. `'a -> 'b -> int`
- B. `'a -> 'a -> bool`
- C. `'a -> 'a -> int`
- D. `int`

# Missing Cases

---

- Exceptions for inputs that don't match any pattern
  - OCaml will warn you about non-exhaustive matches
- Example:

```
let hd l = match l with (h::_) -> h;;
```

Warning: this pattern-matching is not exhaustive.

Here is an example of a value that is not matched:

```
[]
```

```
hd [];;
```

Exception: Match\_failure ("", 1, 11).

# Pattern matching is *AWESOME*

---

1. You can't forget a case
  - Compiler issues inexhaustive pattern-match warning
2. You can't duplicate a case
  - Compiler issues unused match case warning
3. You can't get an exception
  - Can't do something like `List.hd []`
4. Pattern matching leads to elegant, concise, beautiful code

# Lists and Recursion

---

- Lists have a recursive structure
  - And so most functions over lists will be recursive

```
let rec length l = match l with
 [] -> 0
 | (_::t) -> 1 + (length t)
```

- This is just like an inductive definition
  - *The length of the empty list is zero*
  - *The length of a nonempty list is 1 plus the length of the tail*
- Type of `length`?
  - `'a list -> int`

# More Examples

---

- `sum l (* sum of elts in l *)`  
`let rec sum l = match l with`  
    `[] -> 0`  
    `| (x::xs) -> x + (sum xs)`
- `negate l (* negate elements in list *)`  
`let rec negate l = match l with`  
    `[] -> []`  
    `| (x::xs) -> (-x) :: (negate xs)`
- `last l (* last element of l *)`  
`let rec last l = match l with`  
    `[x] -> x`  
    `| (x::xs) -> last xs`

## More Examples (cont.)

---

(\* return a list containing all the elements in the list l followed by all the elements in list m \*)

- `append l m`

```
let rec append l m = match l with
 [] -> m
 | (x::xs) -> x::(append xs m)
```

- `rev l` (\* reverse list; hint: use append \*)

```
let rec rev l = match l with
 [] -> []
 | (x::xs) -> append (rev xs) (x::[])
```

- **rev** takes  $O(n^2)$  time. Can you do better?