

Recording in Progress

This class is being recorded

Please turn off your video and/or video if you do not wish to be recorded

CMSC436: Programming Handheld Systems

Threads & Handlers

Today's Topics

Threading overview

Android's UI Thread

The Handler class

What is a Thread?

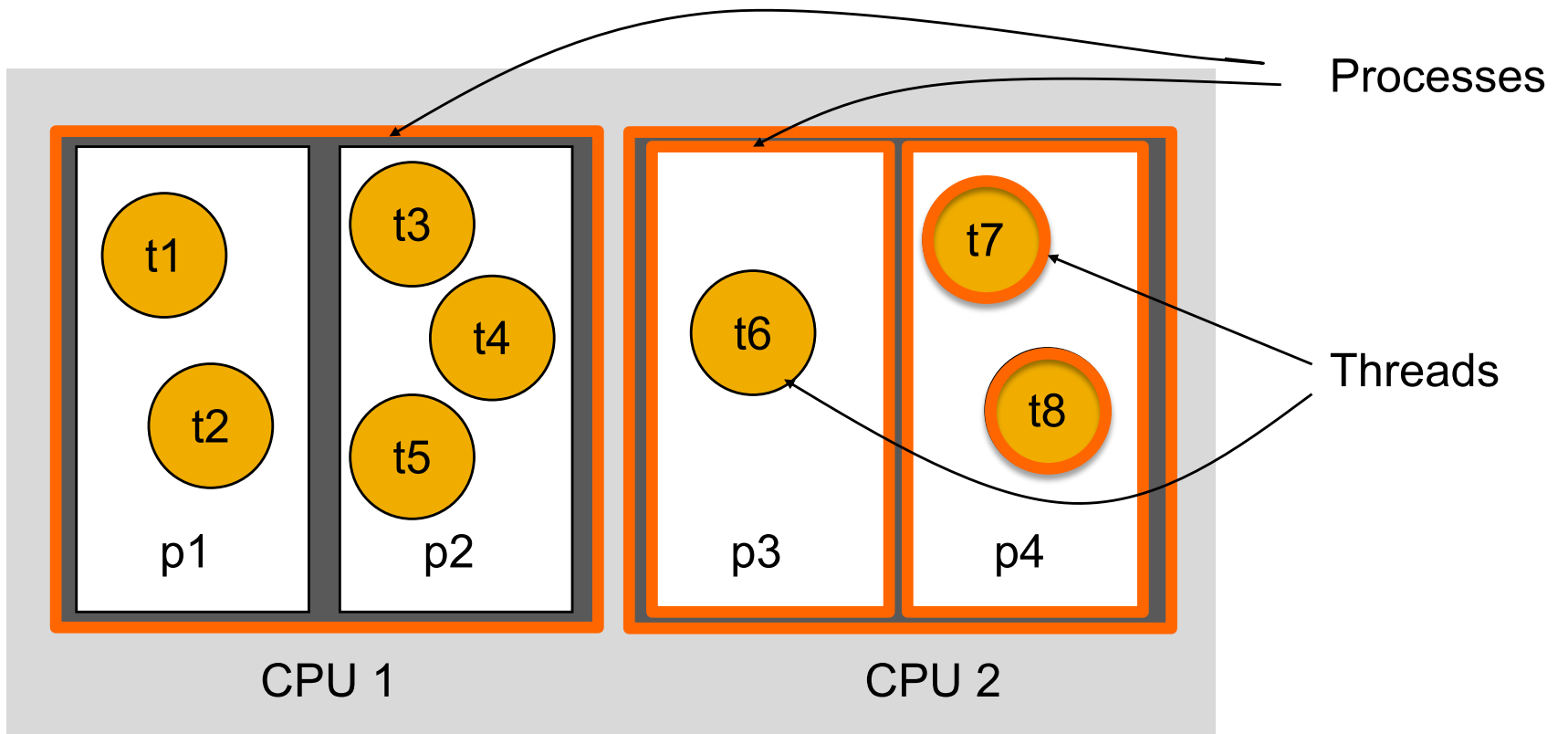
Conceptual view

Parallel computation running in a process

Implementation view

A program counter and a stack

Heap and static areas shared with other threads



Computing Device

Common Thread Model

Java represents by an Object of type
`Java.lang.Thread`

Threads implement the `Runnable` interface

```
public void run()
```

See:

<https://docs.oracle.com/javase/tutorial/essential/concurrency/threads.html>

Some Thread Methods

`void start()`

Starts the Thread

`void sleep(long time)`

Sleeps for the given period

Some Object Methods

`void wait()`

Current thread waits until another thread invokes `notify()` on this object

`void notify()`

Wakes up a single thread that is waiting on this object

Basic Thread Use Case

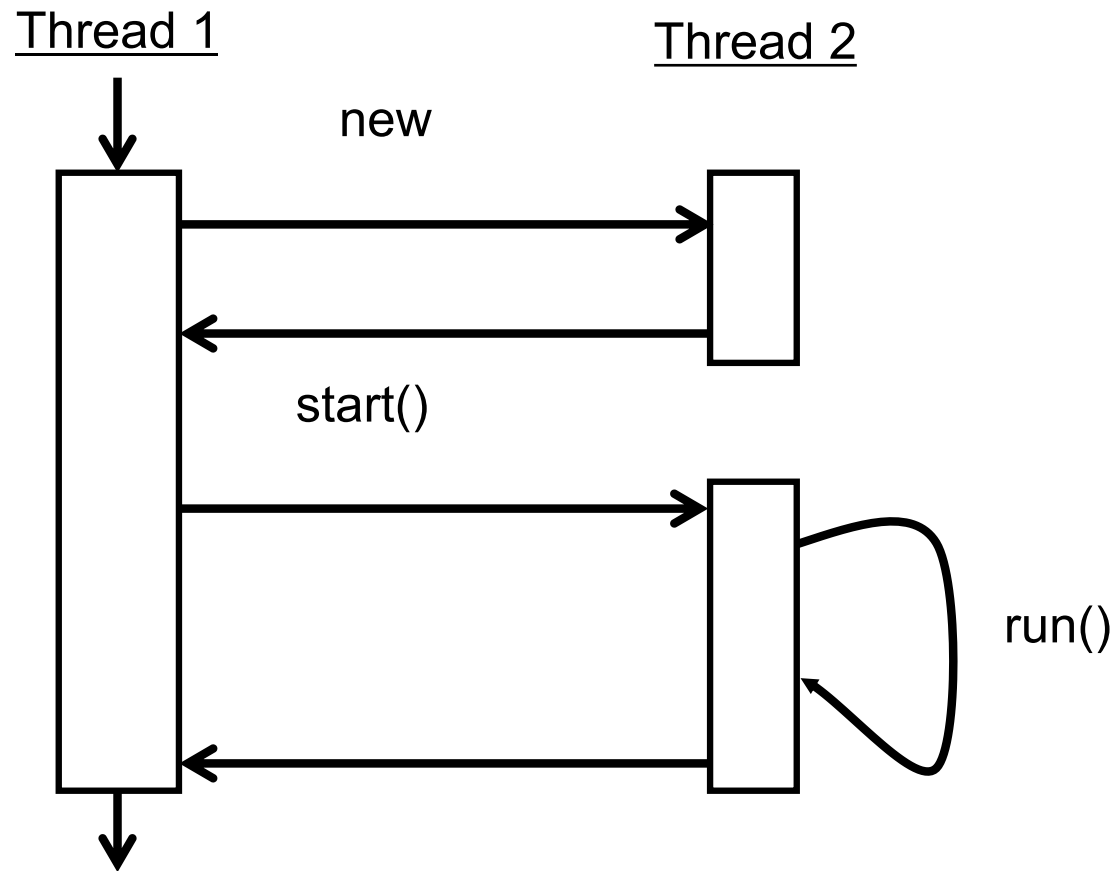
Instantiate a Thread object

Invoke the Thread's start() method

Thread's run() method get called

Thread terminates when run() returns

Basic Thread Use Case



ThreadingNoThreading

Application displays two buttons

LoadIcon

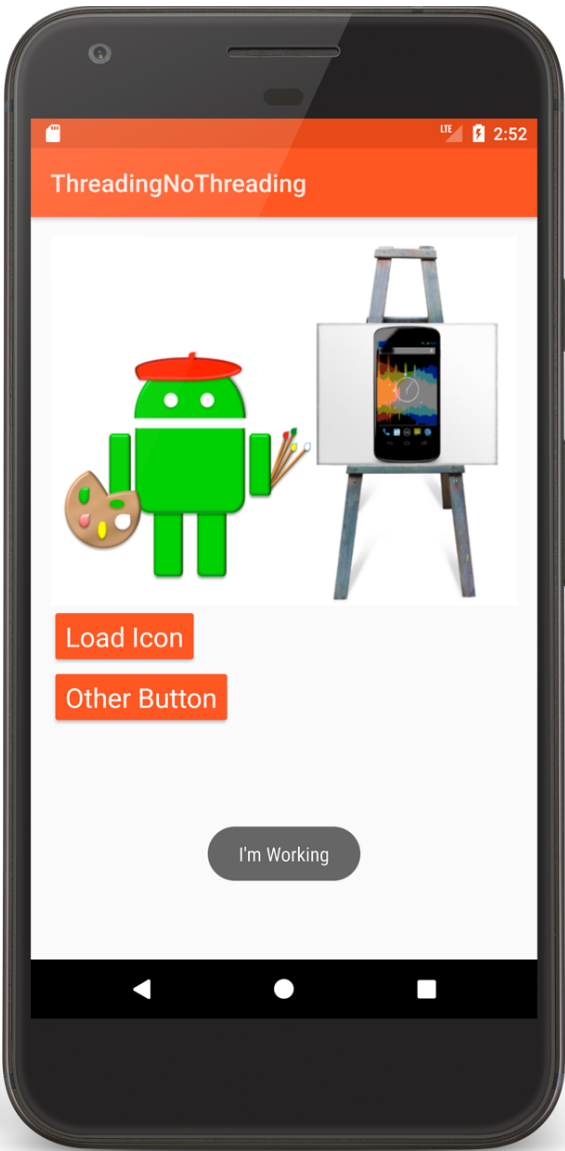
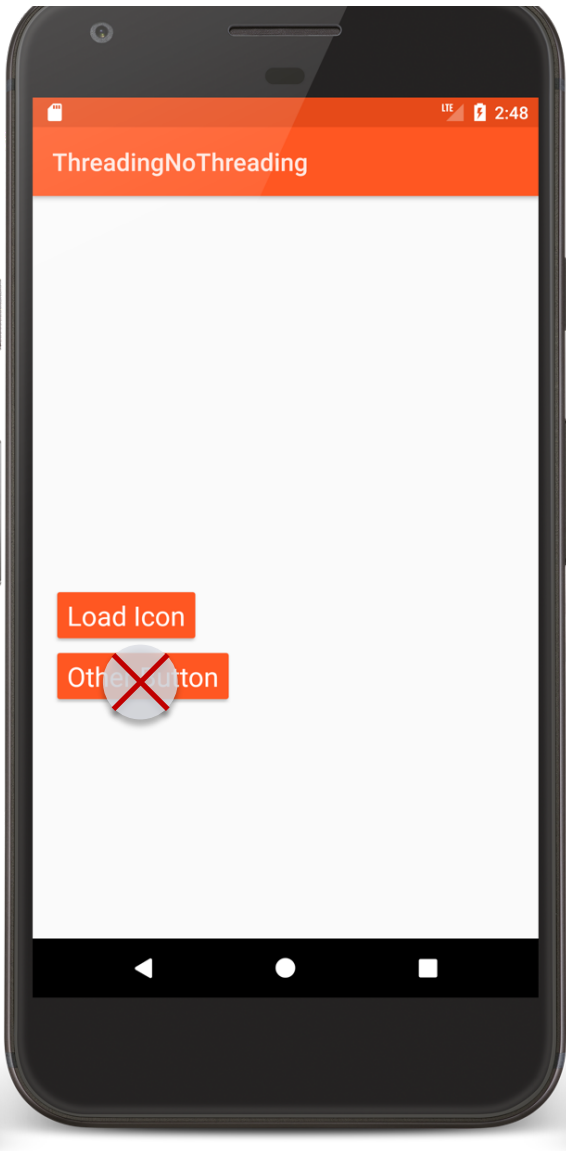
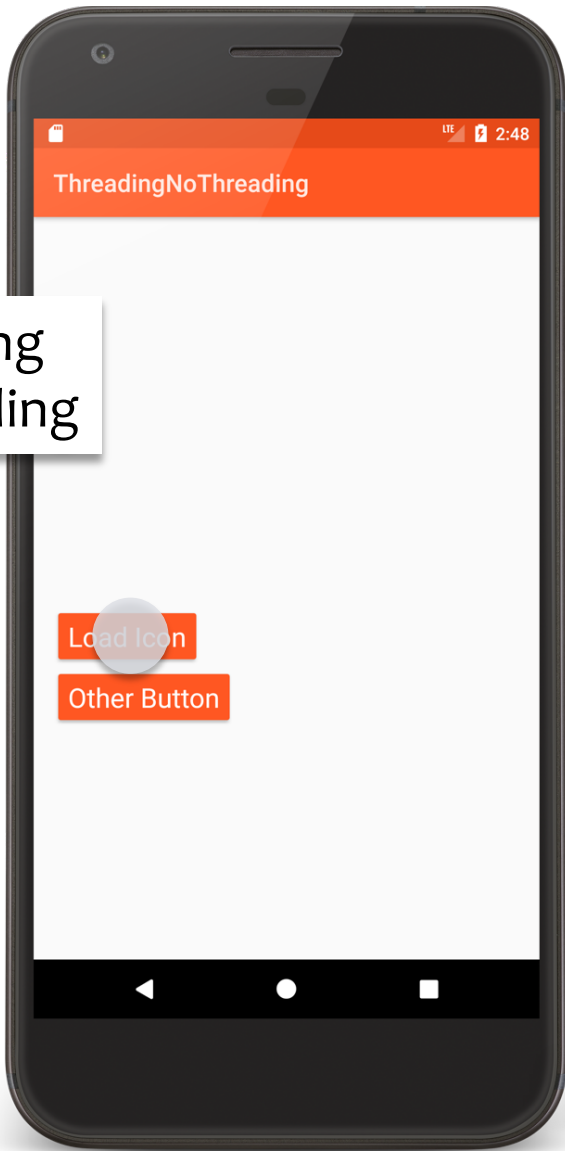
Load a bitmap from a resource file & display

Show loaded bitmap

Other Button

Display some text

Threading
NoThreading



NoThreadingExample.kt

```
fun onClickOtherButton(v: View) {
    Toast.makeText(this@NoThreadingExample, "I'm Working",
        Toast.LENGTH_SHORT).show()
}

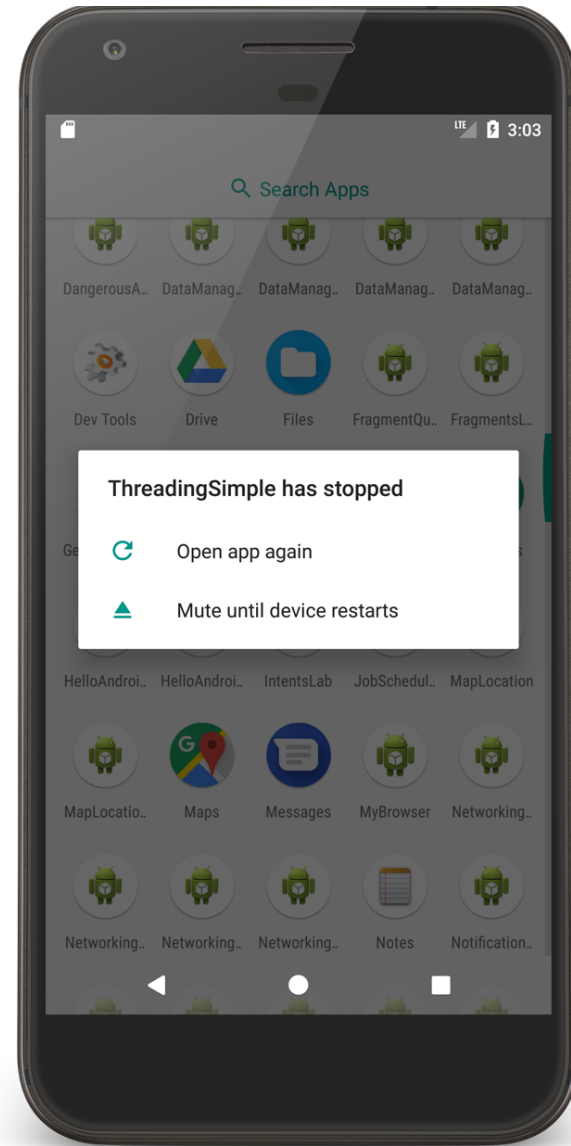
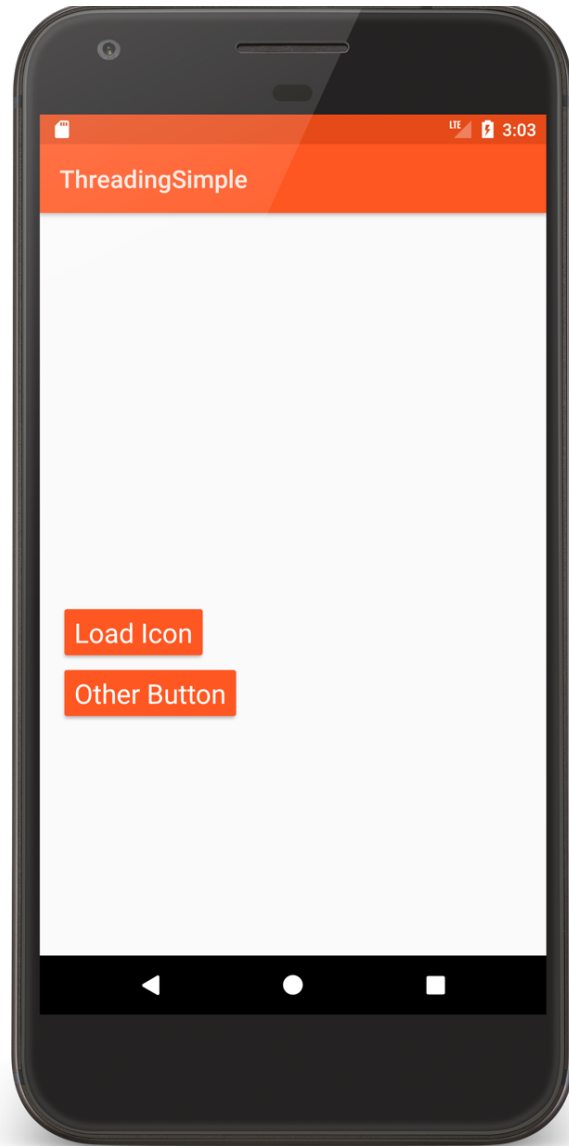
fun onClickLoadButton(view: View) {
    try {
        // Accentuates pretend slow operation
        Thread.sleep(5000)
        mView.setImageBitmap(
            BitmapFactory.decodeResource(resources, R.drawable.painter))
    } catch (e: InterruptedException) {
        e.printStackTrace()
    }
}
```

ThreadingSimple

Seemingly obvious, but incorrect, solution:

Button listener spawns a separate thread to load
bitmap & display it

Threading Simple



ThreadingNoThreading | app | src | main | java | course | examples | threading | nothreading | NoThreadingExample

Logcat

Emulator Pixel_XL_API_26 Android 8.0.0, API 26 | No Debuggable Processes | Verbose | Regex | Show only selected application

```
:03:11.897 18760:18760 D/          ]
tion::get() New Host Connection established 0xb42af800, tid 18760

:03:11.983 18760:18760 W/          ]
ed GLES max version string in extensions: ANDROID_EMU_CHECKSUM_HELPER_v1 ANDROID_EMU_dma_v1
glCreateSyncKHR(1884): error 0x3004 (EGL_BAD_ATTRIBUTE)
aScannerReceiver: action: android.intent.action.MEDIA_SCANNER_SCAN_FILE path: /data/local/tmp/screen.png
loc: Creating ashmem region of size 4096
lying enough data to HAL, expected position 7760265 , only wrote 7760160
lying enough data to HAL, expected position 8066579 , only wrote 7914240
readingsimple E/AndroidRuntime: FATAL EXCEPTION: Thread-4
Process: course.examples.threading.threadingsimple, PID: 18730
android.view.ViewRootImpl$CalledFromWrongThreadException: Only the original thread that created a view hierarchy can touch its views.
    at android.view.ViewRootImpl.checkThread(ViewRootImpl.java:7286)
    at android.view.ViewRootImpl.requestLayout(ViewRootImpl.java:1155)
    at android.view.View.requestLayout(View.java:21922)
    at android.view.View.requestLayout(View.java:21922)
    at android.view.View.requestLayout(View.java:21922)
    at android.view.View.requestLayout(View.java:21922)
    at android.widget.RelativeLayout.requestLayout(RelativeLayout.java:360)
    at android.view.View.requestLayout(View.java:21922)
    at android.widget.ImageView.setImageDrawable(ImageView.java:570)
    at android.widget.ImageView.setImageBitmap(ImageView.java:704)
    at course.examples.threading.threadingsimple.SimpleThreadingExample$1.run(SimpleThreadingExample.java:44)
    at java.lang.Thread.run(Thread.java:764)
er: Force finishing activity course.examples.threading.threadingsimple/.SimpleThreadingExample
er: Showing crash dialog for package course.examples.threading.threadingsimple u0
loc: Creating ashmem region of size 4096
loc: Creating ashmem region of size 4096

:03:19.926 2022: 2521 D/          ]
erface::setAsyncMode: set async mode 1
layer name: changing com.google.android.apps.nexuslauncher/com.google.android.apps.nexuslauncher.NexusLauncherActivity to com.google.android.apps.nexuslauncher/com.goo
loc: Creating ashmem region of size 4096
loc: Creating ashmem region of size 4096
searchbox:search D/EGL_emulation: eglMakeCurrent: 0xa3a067a0: ver 2 0 (tinfo 0xa3a03610)
loc: Creating ashmem region of size 4096
```

Build Variants | Favorites | Device File Explorer

TODO | Logcat | Android Profiler | Version Control | Terminal | Event Log | Gradle Console

Gradle sync finished in 880ms (from cached state) (6 minutes ago) | 828 chars, 25 line breaks | 35:2 | LF | UTF-8 | Git: master | Context: <no context>

SimpleThreadingExample.kt

```
fun onClickLoadButton(v: View) {
    GlobalScope.launch (Default){
        delay(mDelay)
        Log.i(TAG, "In onClickLoadButton")

        // This doesn't work in Android
        mView.setImageBitmap(
            BitmapFactory.decodeResource(resources, R.drawable.painter))
    }
}
```

The UI Thread

Applications have a main thread (the UI thread)

Application components in the same process use the same UI thread

User interaction, system callbacks, and lifecycle methods handled on the UI thread

In addition, UI toolkit is not thread-safe

Implications

Blocking the UI thread hurts application responsiveness

Long-running ops should run in background threads

Don't access the UI toolkit from a non-UI thread

Improved Solution

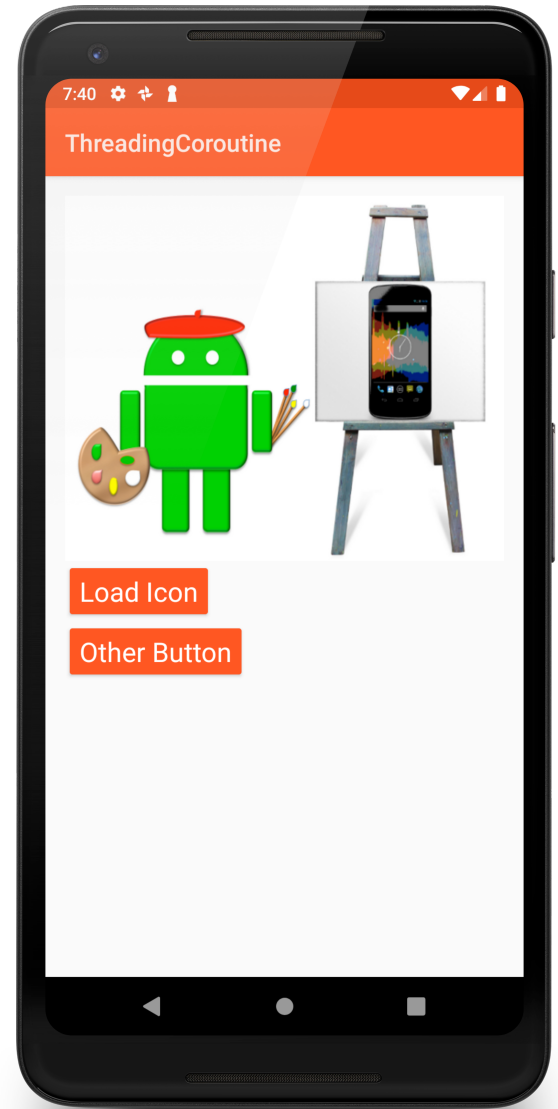
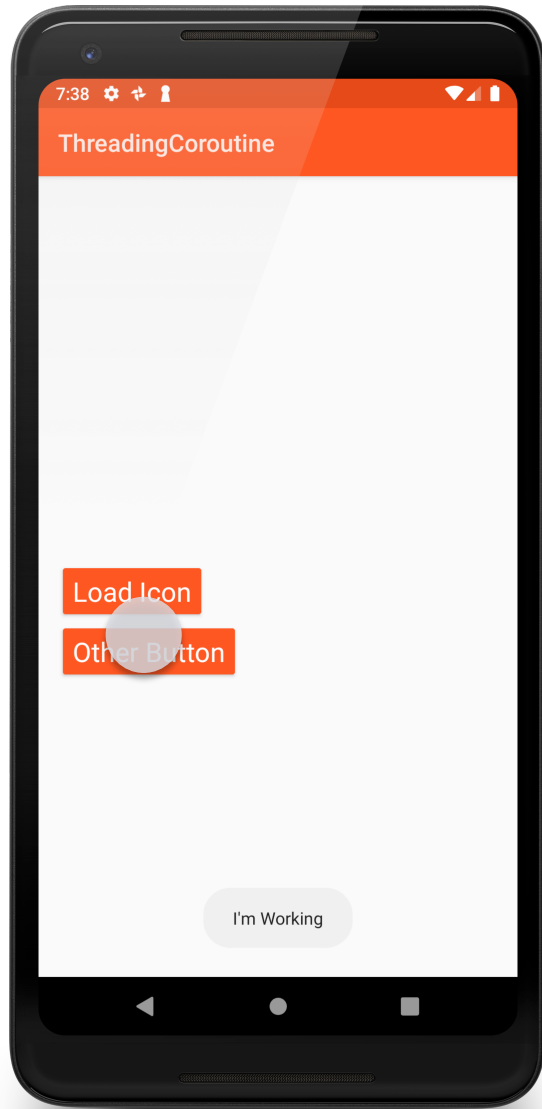
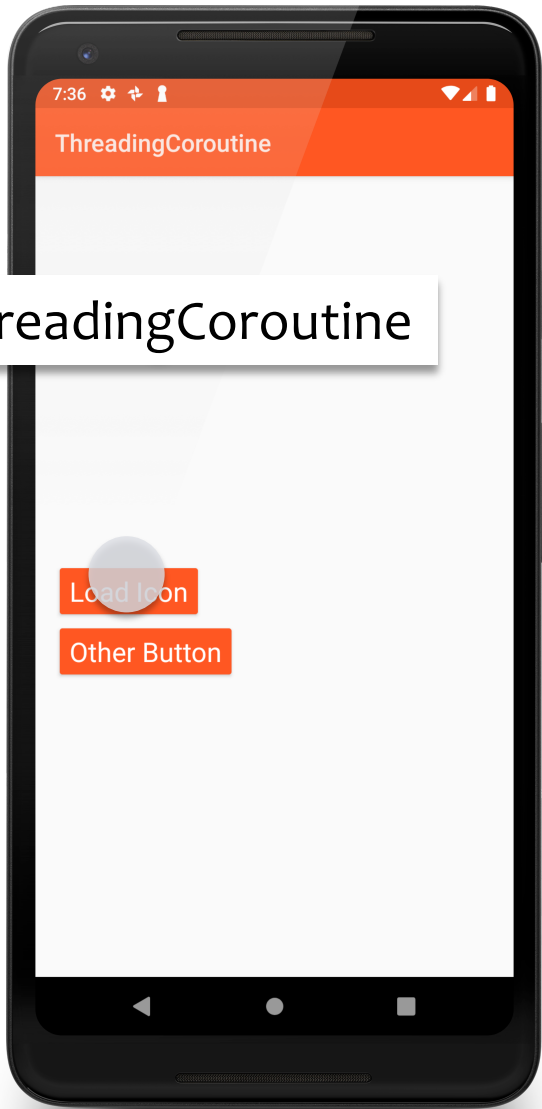
Do work on a background thread, but update the UI on the UI Thread

Android provides several methods that are guaranteed to run in the UI Thread

`open fun View.post (action: Runnable!): Boolean`

`fun Activity.runOnUiThread(action: Runnable!): Unit`

ThreadingCoroutine



CoroutineExampleActivity.kt

```
fun onClickLoadButton(v: View) {  
  
    mIView.isEnabled = false  
  
    GlobalScope.launch(Dispatchers.Main) {  
        val bitmap = withContext(Dispatchers.Default) {  
            // public suspend fun delay(timeMillis: Long)  
            delay(mDelay)  
            BitmapFactory.decodeResource(resources, R.drawable.painter)  
        }  
        bitmap?.apply { mIView.setImageBitmap(this) }  
    }  
}
```

See also:

ThreadingViewPost

ThreadingRunOnUiThread

AsyncTask

Provides a structured way to manage work involving background & UI Threads

Note: AsyncTask is deprecated in API 30

AsyncTask

Background Thread

- Performs work

- Indicates progress

UI Thread

- Does setup

- Publishes intermediate progress

- Uses results

AsyncTask

Generic class

```
class AsyncTask<Params, Progress, Result> {  
    ...  
}
```

Generic type parameters

Params – Type used in background work

Progress – Type used when indicating progress

Result – Type of result

AsyncTask

`void onPreExecute()`

Runs on UI Thread

`Result doInBackground (Params...params)`

Runs on background Thread

`void publishProgress(Progress... values)`

Can be called by `doInBackground`

Runs on background Thread

AsyncTask

`void onProgressUpdate (Progress... values)`

Invoked in response to `publishProgress()`

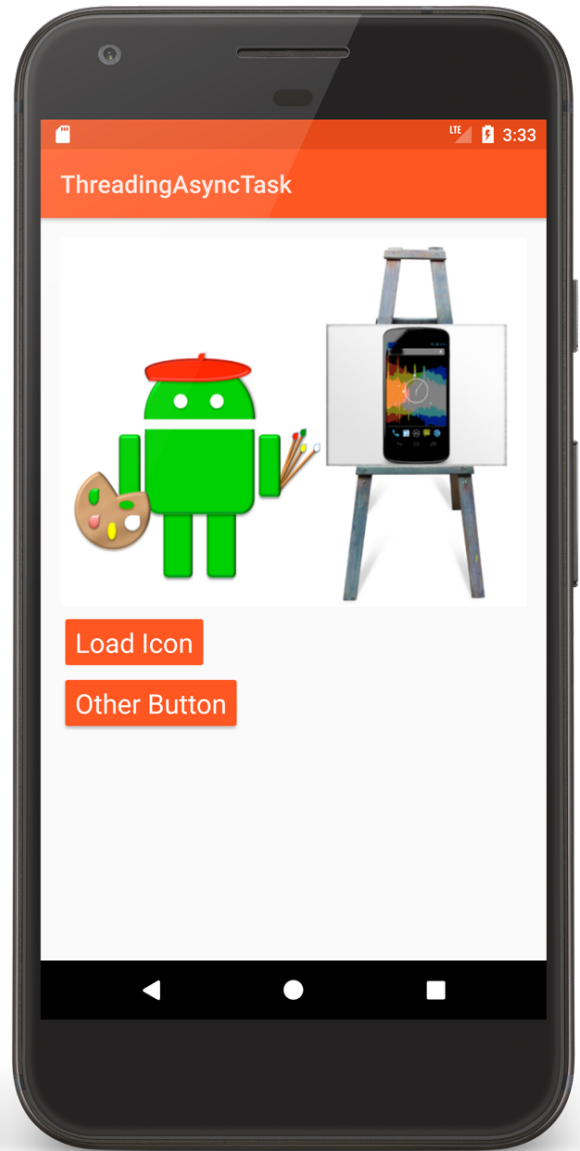
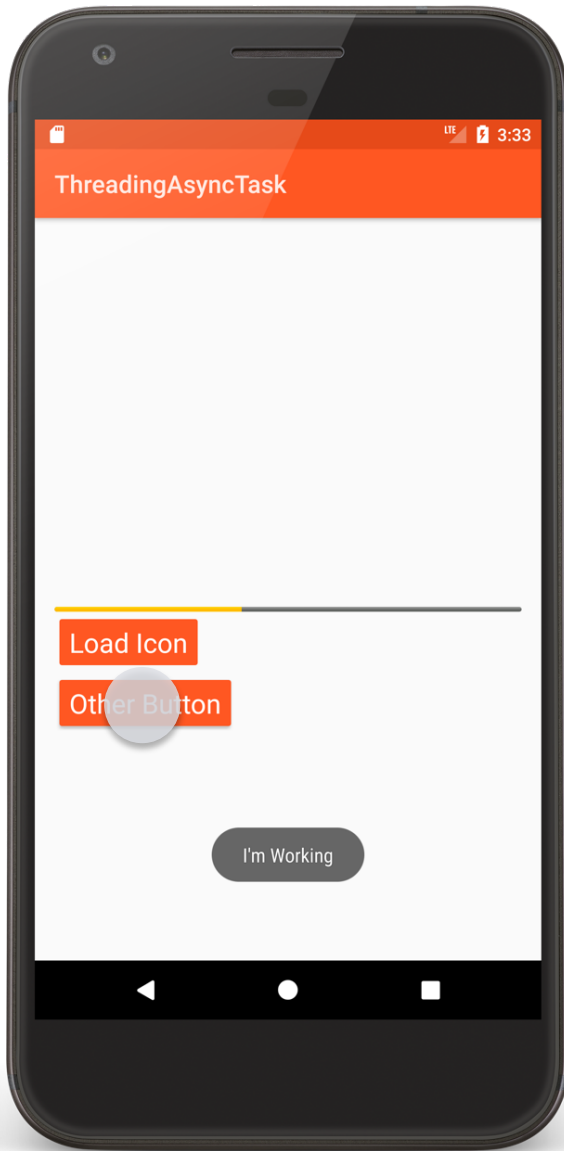
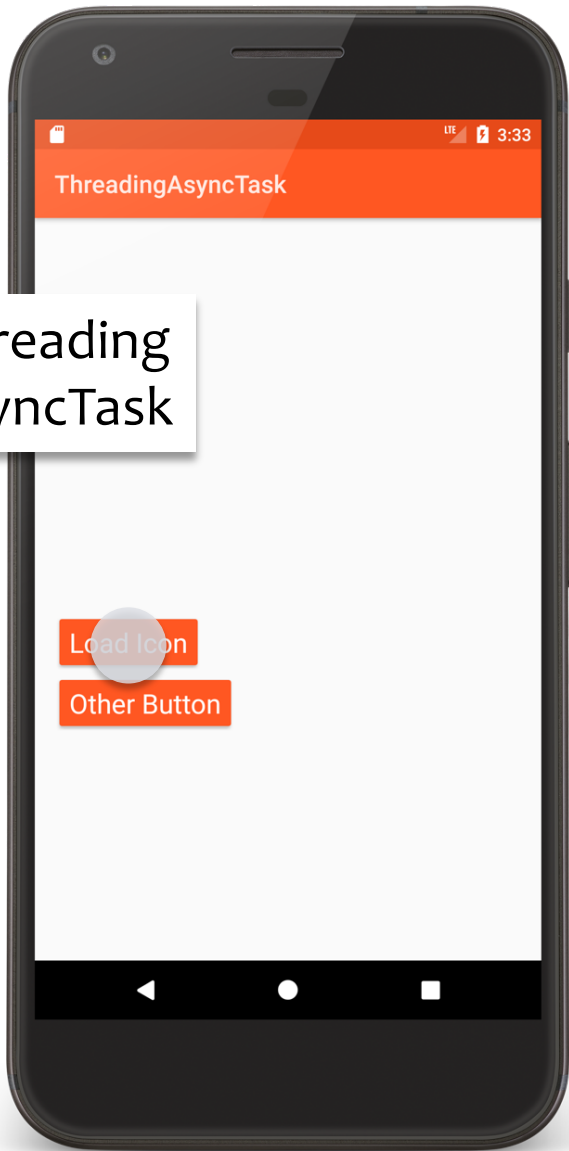
Runs on UI Thread

`void onPostExecute (Result result)`

Runs after `doInBackground()`

Runs in UI Thread

Threading AsyncTask



AsyncTaskActivity.kt

```
// In AsyncTaskActivity.java  
fun onClickLoadButton(v: View) {  
    mLoadButton.isEnabled = false  
    mAsyncTaskFragment.onBackPressed()  
}
```

```
// In AsyncTaskFragment.java  
fun onBackPressed() {  
    LoadIconTask(this).execute(PAINTER)  
}
```

AsyncTaskFragment.kt

```
private class LoadIconTask(fragment: AsyncTaskFragment) :
    AsyncTask<Int, Int, Bitmap>() {
    // GC can reclaim weakly referenced variables.
    private val mAsyncTaskFragment:
        WeakReference<AsyncTaskFragment> = WeakReference(fragment)

    override fun onPreExecute() {
        mAsyncTaskFragment.get()?.setProgressBarVisibility(ProgressBar.VISIBLE)
    }

    override fun doInBackground(vararg resId: Int?): Bitmap {
        // simulating long-running operation
        for (i in 1..10) {
            sleep()
            publishProgress(i * 10)
        }
        return BitmapFactory.
            decodeResource(mAsyncTaskFragment.get()?.resources, resId[0]!!)
    }
}
```


AsyncTaskFragment.kt

```
override fun onProgressUpdate(vararg values: Int?) {  
    mAsyncTaskFragment.get()?.setProgress(values[0])  
}
```

```
override fun onPostExecute(result: Bitmap) {
```

```
    mAsyncTaskFragment.get()?.setProgressBarVisibility(ProgressBar.INVISIBLE)  
    mAsyncTaskFragment.get()?.imageBitmap = result  
}
```

AsyncTask Threading Rules

The AsyncTask class must be loaded on the UI thread

The AsyncTask instance must be created on the UI thread

execute(Params...) must be invoked on the UI thread

Do not invoke onPreExecute(), onPostExecute(Result), doInBackground(Params...), onProgressUpdate(Progress...
)

The task can be executed only once. An exception will be thrown on violation

Dealing with Reconfiguration

Remember that Android kills and restarts Activities on reconfiguration

ThreadingAsyncTask gracefully handles reconfiguration

- Runs AsyncTask in Headless Fragment

- Saves and restores other Activity state

Handler

Handler lets you enqueue and process Messages and Runnables to/on a Thread's Message queue

Each Handler is bound to the Thread in which it was created

Main uses

- Schedule Messages and Runnables to be executed at some point in the future

- Enqueue an action to be performed on a different thread

Handler Message Types

Runnable

Contains an instance of the Runnable interface

Enqueuer implements response

Message

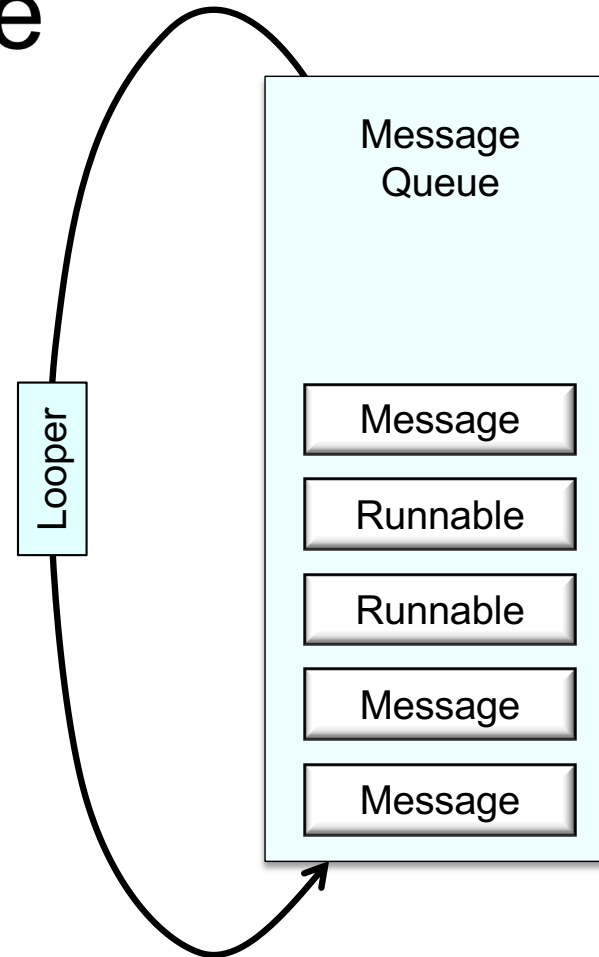
Can contain a message code, an object & integer arguments

Handler implements response

Handler Architecture

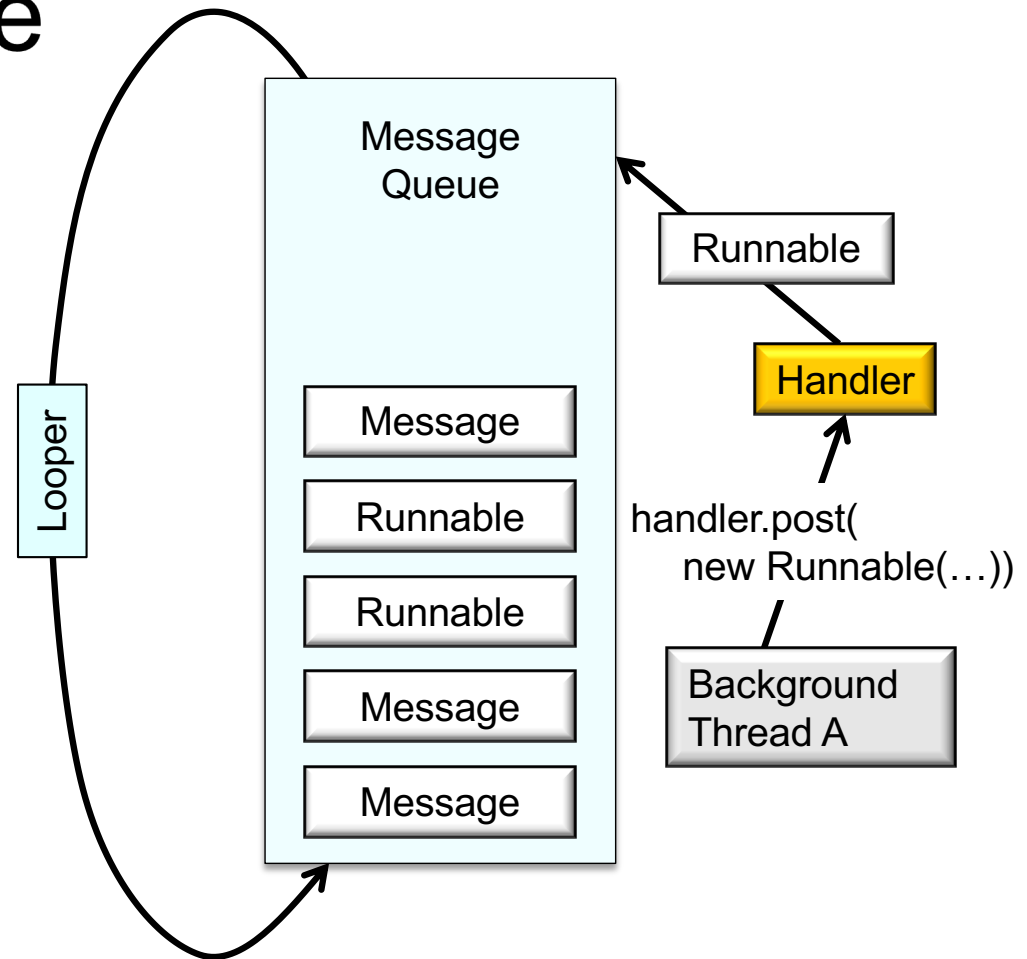
Each Android Thread is associated with a `messageQueue` and a `Looper`

A `MessageQueue` holds `Messages` and `Runnables` to be dispatched by the `Looper`



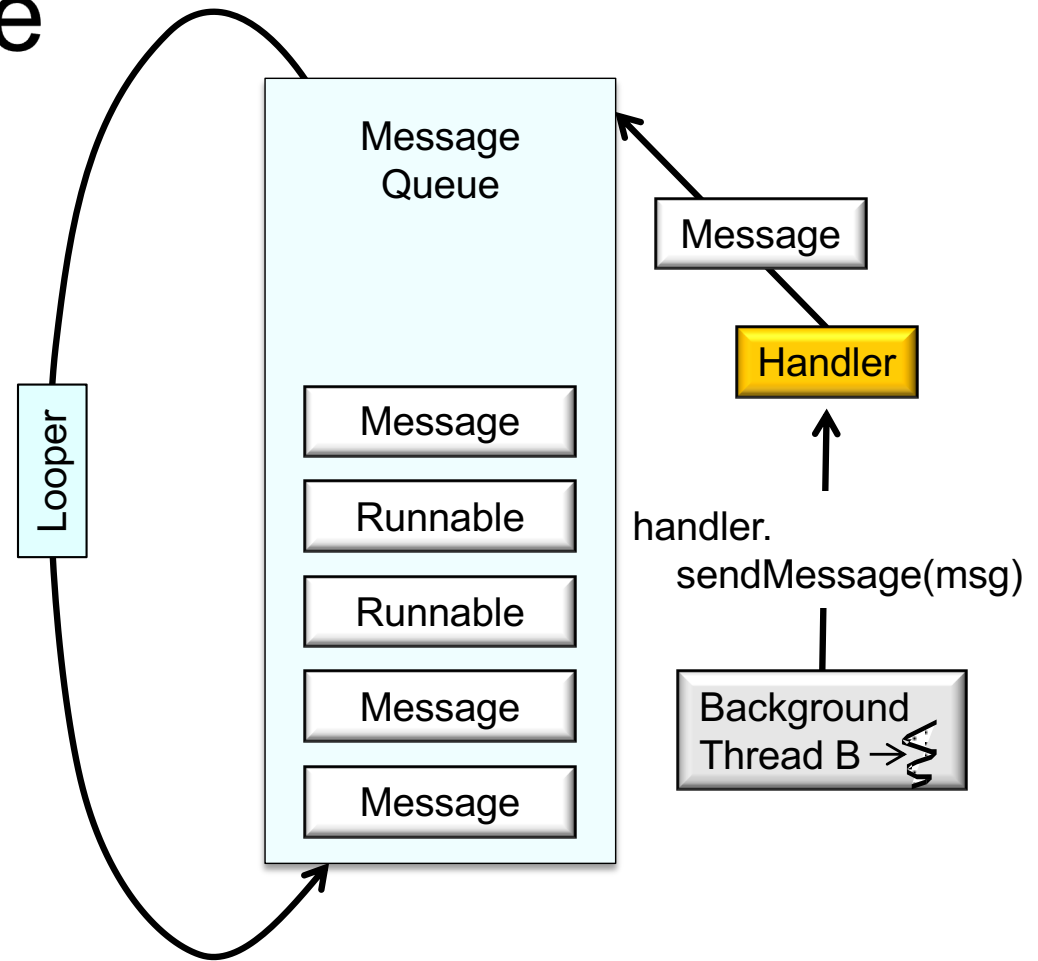
Handler Architecture

Add Runnable to MessageQueue by calling Handler's post() method



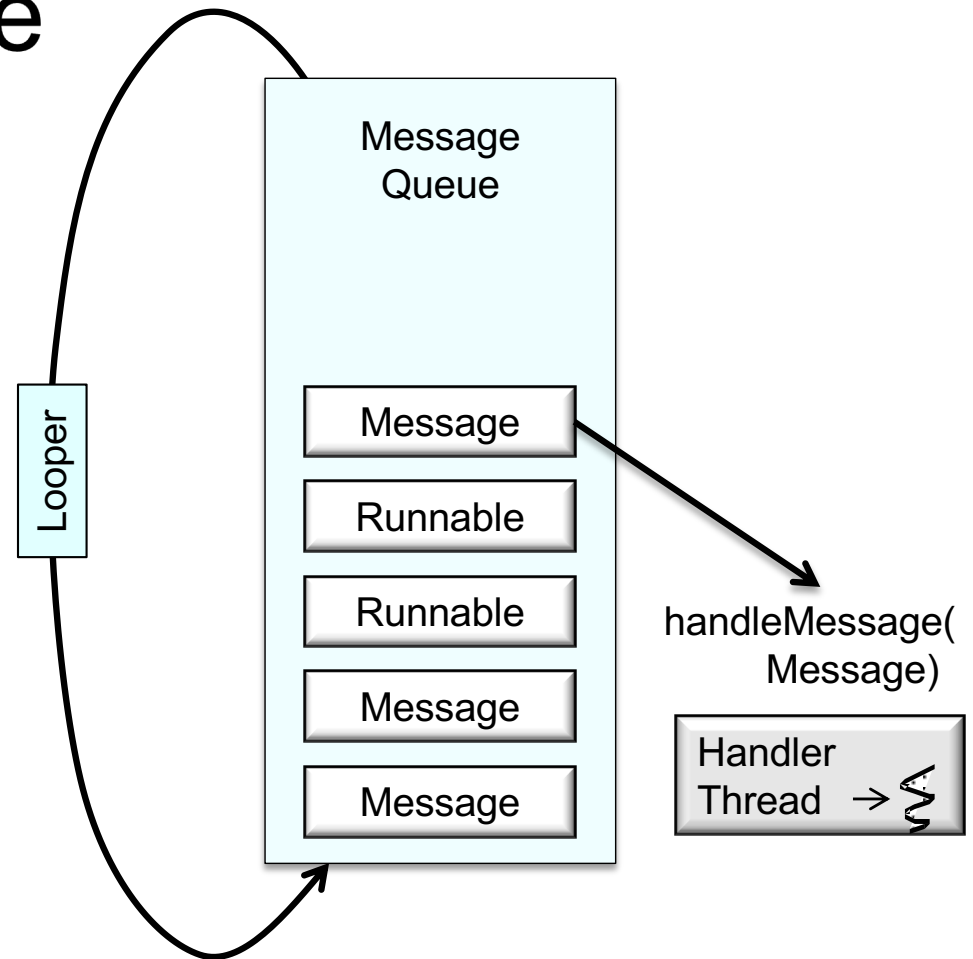
Handler Architecture

Add Messages to MessageQueue by calling Handler's sendMessage() method



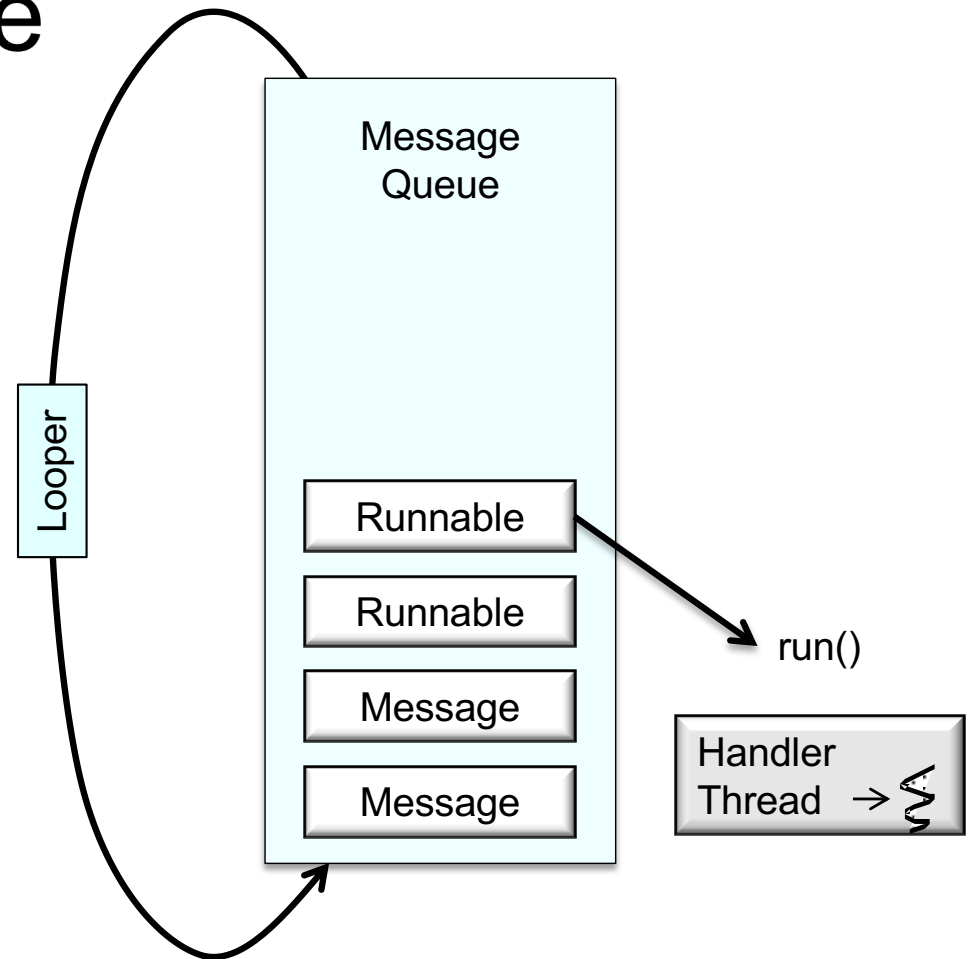
Handler Architecture

Looper dispatches Messages by calling the Handler's `handleMessage()` method on the Handler's Thread



Handler Architecture

Looper dispatches
Runnables by calling
their run() method in
the Handler's Thread



Handler Methods for Runnables

`fun post(r: Runnable): Boolean`

Add Runnable to the MessageQueue

`fun postAtTime(r: Runnable, uptimeMillis: Long): Boolean`

Add Runnable to the MessageQueue. Run at a specific time (based on `SystemClock.uptimeMillis()`)

`fun postDelayed(r: Runnable, delayMillis: Long): Boolean`

Add Runnable to the message queue. Run after the specified amount of time elapses

Handler Methods for Creating Messages

Create Message & set Message content

Handler.obtainMessage()

Message.obtain()

Message parameters include

int arg1, arg2, what

Object obj

Bundle data

Many variants. See documentation

Handler Methods for Sending Messages

`sendMessage()`

Queue Message now

`sendMessageAtFrontOfQueue()`

Insert Message at front of queue

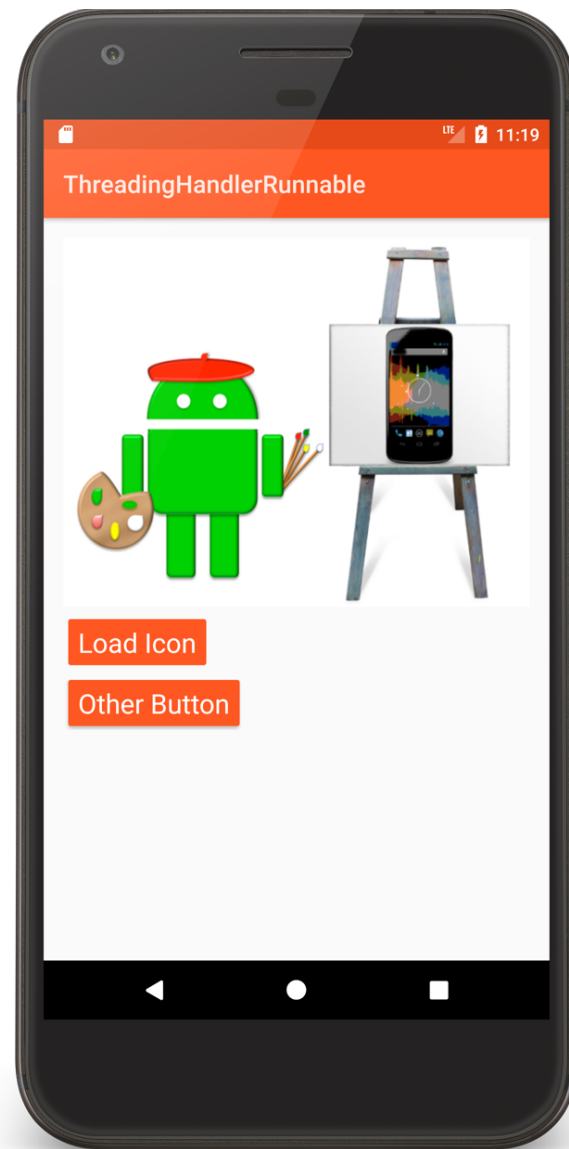
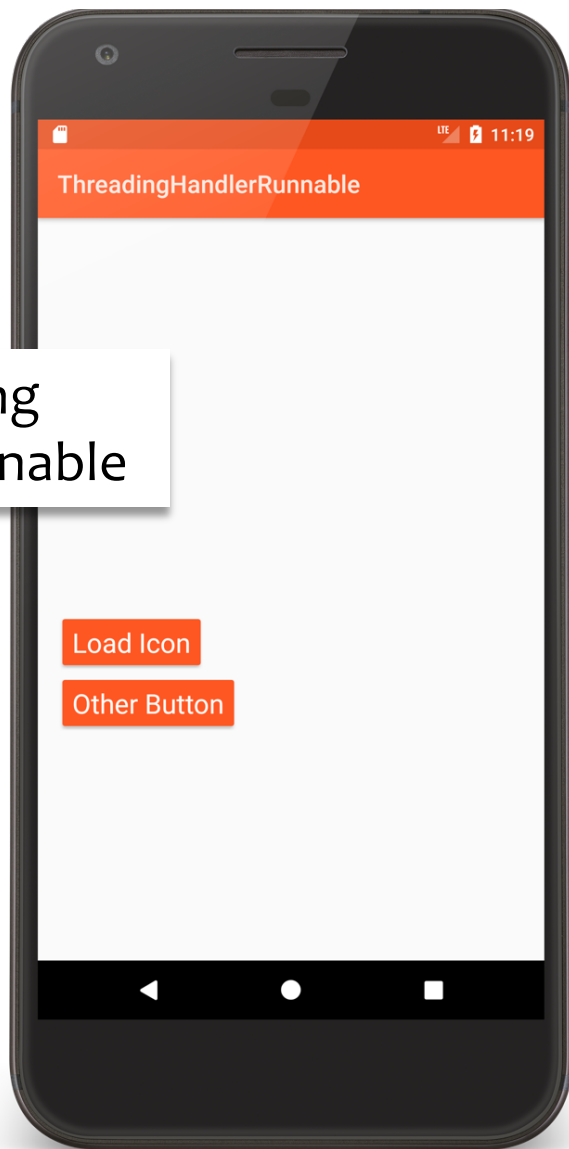
`sendMessageAtTime()`

Queue Message at the stated time

`sendMessageDelayed()`

Queue Message after delay

Threading HandlerRunnable



HandlerRunnableActivity.kt

```
fun onClickLoadButton(v: View) {  
    v.isEnabled = false  
    mLoadIconTask = LoadIconTask(applicationContext)  
        .setImageView(mImageView)  
        .setProgressBar(mProgressBar)  
    mLoadIconTask.start()  
}
```

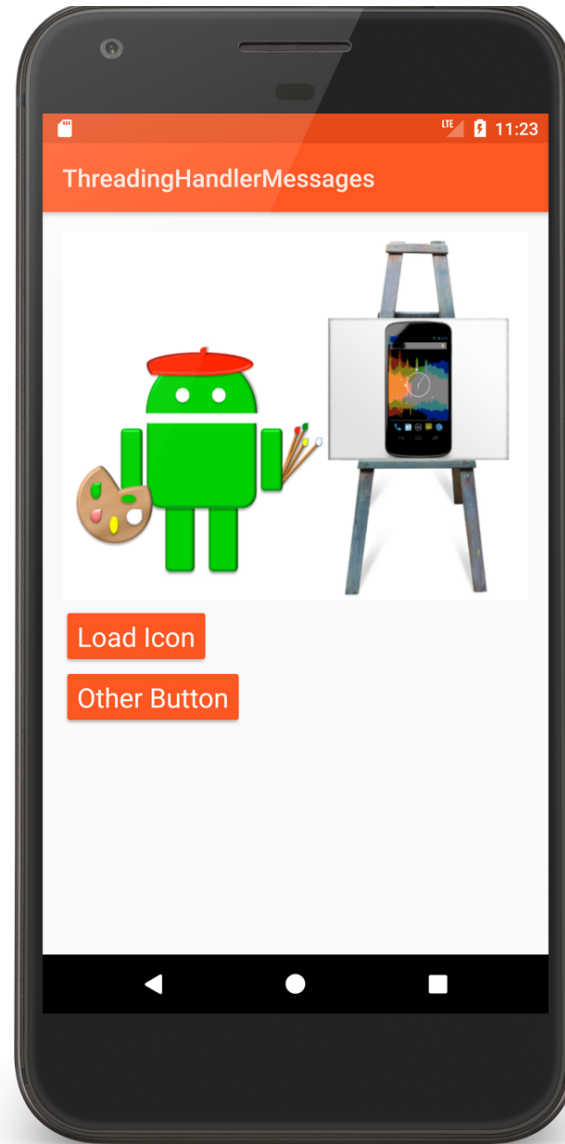
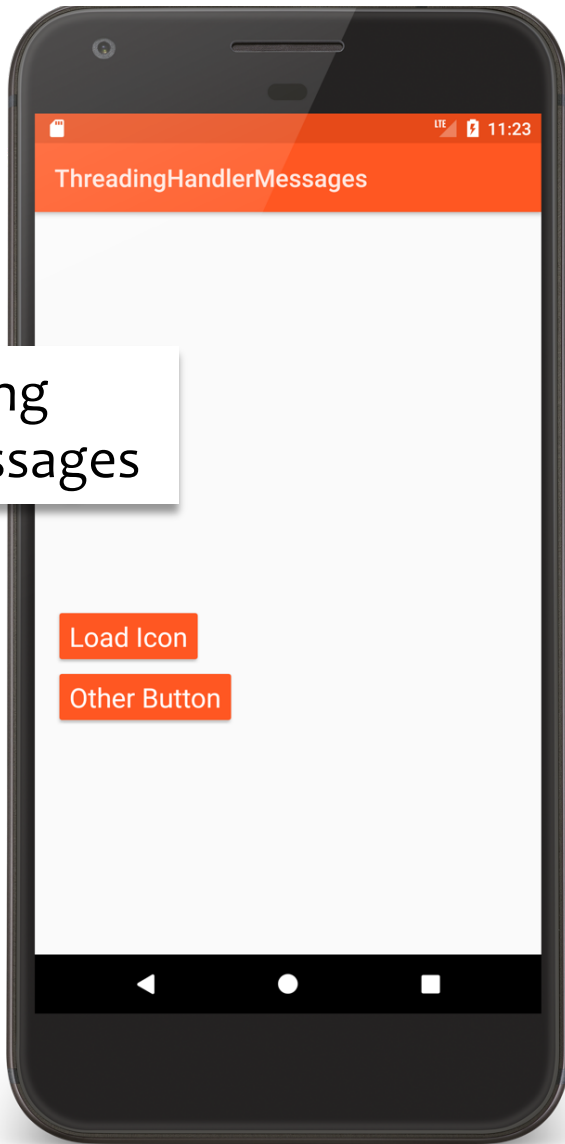
LoadIconTask.kt

```
class LoadIconTask internal constructor(  
    private val mContext: Context): Thread() {  
    private val mHandler: Handler = Handler()  
    ""  
    override fun run() {  
        mHandler.post { mProgressBar?.visibility = ProgressBar.VISIBLE }  
  
        // Simulating long-running operation  
        for (i in 1..10) {  
            sleep()  
            mHandler.post { mProgressBar?.progress = i * 10 }  
        }  
    }  
}
```


LoadIconTask.kt

```
mHandler.post {  
    mImageView?.setImageBitmap(  
        BitmapFactory.decodeResource(mAppContext.resources, mBitmapResID))  
    }  
  
    mHandler.post { mProgressBar?.visibility = ProgressBar.INVISIBLE }  
}  
"  
}
```

Threading HandlerMessages



LoadIconTask.kt

```
class LoadIconTask internal constructor(  
    private val mContext: Context) : Thread() {  
    private val mHandler = UIHandler(Looper.getMainLooper())  
    override fun run() {  
        var msg = mHandler.obtainMessage(  
            HandlerMessagesActivity.SET_PROGRESS_BAR_VISIBILITY,  
            ProgressBar.VISIBLE)  
  
        mHandler.sendMessage(msg)  
        val mResId = R.drawable.painter  
        val tmp = BitmapFactory.decodeResource(mContext.resources, mResId)  
        for (i in 1..10) {  
            sleep()  
            msg = mHandler.obtainMessage(  
                HandlerMessagesActivity.PROGRESS_UPDATE, i * 10)  
            mHandler.sendMessage(msg)  
        }  
    }  
}
```

LoadIconTask.kt

```
msg = mHandler.obtainMessage(HandlerMessagesActivity.SET_BITMAP, tmp)
mHandler.sendMessage(msg)

msg = mHandler.obtainMessage(
    HandlerMessagesActivity.SET_PROGRESS_BAR_VISIBILITY,
    ProgressBar.INVISIBLE)
mHandler.sendMessage(msg)
}
}
```

LoadIconTask.kt

```
private class (mainLooper: Looper) : Handler(mainLooper){
    private var mImageView: ImageView? = null
    private var mProgressBar: ProgressBar? = null

    override fun handleMessage(msg: Message) {
        when (msg.what) {
            HandlerMessagesActivity.SET_PROGRESS_BAR_VISIBILITY -> {
                mProgressBar?.visibility = msg.obj as Int
            }
            HandlerMessagesActivity.PROGRESS_UPDATE -> {
                mProgressBar?.progress = msg.obj as Int
            }
            HandlerMessagesActivity.SET_BITMAP -> {
                mImageView?.setImageBitmap(msg.obj as Bitmap)
            }
        }
    }

    fun setImageView(mImageView: ImageView) {
        this.mImageView = mImageView
    }

    fun setProgressBar(mProgressBar: ProgressBar) {
        this.mProgressBar = mProgressBar
    }
}
```

Next Time

Networking

Example Applications

ThreadingNoThreading

ThreadingSimple

ThreadingCoroutine

ThreadingViewPost

ThreadingRunOnUiThread

ThreadingAsyncTask

ThreadingHandlerRunnable

ThreadingHandlerMessages