

CMSC 330: Organization of Programming Languages

Introduction to Ruby

Clickers improve student engagement

Biochem Mol Biol Educ. 2009 Mar;37(2):84-91. doi: 10.1002/bmb.20264.

Using clickers to improve student engagement and performance class.

Addison S¹, Wright A, Milner R.

[+](#) Author information

Abstract



Students say



Clickers are the invention of satan I'm convinced.

5:45 PM - 26 Nov 2012 · San Diego, CA, United States



Whoever invented clickers.... I despise you.

11:33 AM - 29 Nov 2012



BUT WHY MUST I BE SO STUPID?! The only reason I stayed is because it this class has I clickers,guess what I forgot to bring to class today?

12:18 PM - 15 Mar 2013



I have my clicker

- A. True
- B. False

Introduction

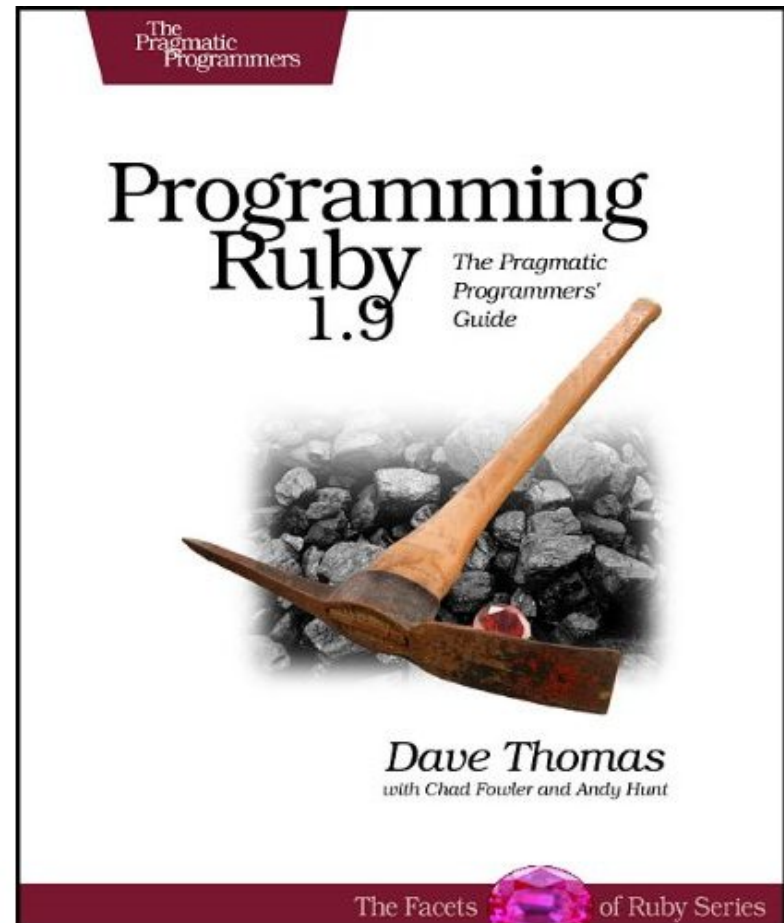

- ▶ Ruby is an *object-oriented, imperative, dynamically typed (scripting) language*
 - “I wanted a scripting language that was more powerful than Perl, and more object-oriented than Python. That's why I decided to design my own language.”
 - “I believe people want to express themselves when they program. They don't want to fight with the language. Programming languages must feel natural to programmers. I tried to make people enjoy programming and concentrate on the fun and creative part of programming when they use Ruby.”

– Yukihiro Matsumoto (“Matz”)

Ruby

- ▶ An object-oriented, imperative, dynamically typed scripting language
 - Created in 1993 by Yukihiro Matsumoto (Matz)
 - “Ruby is designed to make programmers happy”
 - Core of Ruby on Rails web programming framework (a key to its popularity)
 - Similar in flavor to many other scripting languages
 - Much cleaner than perl
 - Full object-orientation (even primitives are objects!)


Books on Ruby



- Earlier version of Thomas book available on web
 - See course web page

Applications of Scripting Languages

- ▶ Scripting languages have many uses
 - Automating system administration
 - Automating user tasks
 - Quick-and-dirty development
- ▶ Motivating application



Text processing

Output from Command-Line Tool

```
% wc *
  271    674   5323 AST.c
  100    392   3219 AST.h
  117   1459 238788 AST.o
1874   5428  47461 AST_defs.c
1375   6307  53667 AST_defs.h
  371    884   9483 AST_parent.c
  810   2328  24589 AST_print.c
  640   3070  33530 AST_types.h
  285    846   7081 AST_utils.c
   59    274   2154 AST_utils.h
   50    400  28756 AST_utils.o
  866   2757  25873 Makefile
  270    725   5578 Makefile.am
  866   2743  27320 Makefile.in
   38    175   1154 alloca.c
2035   4516  47721 aloctypes.c
   86    350   3286 aloctypes.h
  104   1051  66848 aloctypes.o
```

...

Climate Data for IAD in August, 2005

1	2	3	4	5	6A	6B	7	8	9	10	11	12	13	14	15	16	17	18
										AVG MX 2MIN								
DY	MAX	MIN	AVG	DEP	HDD	CDD	WTR	SNW	DPTH	SPD	SPD	DIR	MIN	PSBL	S-S	WX	SPD	DR
1	87	66	77	1	0	12	0.00	0.0	0	2.5	9	200	M	M	7	18	12	210
2	92	67	80	4	0	15	0.00	0.0	0	3.5	10	10	M	M	3	18	17	320
3	93	69	81	5	0	16	0.00	0.0	0	4.1	13	360	M	M	2	18	17	360
4	95	69	82	6	0	17	0.00	0.0	0	3.6	9	310	M	M	3	18	12	290
5	94	73	84	8	0	19	0.00	0.0	0	5.9	18	10	M	M	3	18	25	360
6	89	70	80	4	0	15	0.02	0.0	0	5.3	20	200	M	M	6	138	23	210
7	89	69	79	3	0	14	0.00	0.0	0	3.6	14	200	M	M	7	1	16	210
8	86	70	78	3	0	13	0.74	0.0	0	4.4	17	150	M	M	10	18	23	150
9	76	70	73	-2	0	8	0.19	0.0	0	4.1	9	90	M	M	9	18	13	90
10	87	71	79	4	0	14	0.00	0.0	0	2.3	8	260	M	M	8	1	10	210
...																		

Raw Census 2000 Data for DC

u108_S,DC,000,01,0000001,572059,72264,572059,12.6,572059,572059,572059,0,0,
0,0,572059,175306,343213,2006,14762,383,21728,14661,572059,527044,15861
7,340061,1560,14605,291,1638,10272,45015,16689,3152,446,157,92,20090,43
89,572059,268827,3362,3048,3170,3241,3504,3286,3270,3475,3939,3647,3525
,3044,2928,2913,2769,2752,2933,2703,4056,5501,5217,4969,13555,24995,242
16,23726,20721,18802,16523,12318,4345,5810,3423,4690,7105,5739,3260,234
7,303232,3329,3057,2935,3429,3326,3456,3257,3754,3192,3523,3336,3276,29
89,2838,2824,2624,2807,2871,4941,6588,5625,5563,17177,27475,24377,22818
,21319,20851,19117,15260,5066,6708,4257,6117,10741,9427,6807,6175,57205
9,536373,370675,115963,55603,60360,57949,129440,122518,3754,3168,22448,
9967,4638,14110,16160,165698,61049,47694,13355,71578,60875,10703,33071,
35686,7573,28113,248590,108569,47694,60875,140021,115963,58050,21654,36
396,57913,10355,4065,6290,47558,25229,22329,24058,13355,10703,70088,657
37,37112,21742,12267,9475,9723,2573,2314,760,28625,8207,7469,738,19185,
18172,1013,1233,4351,3610,741,248590,199456,94221,46274,21443,24831,479
47,8705,3979,4726,39242,25175,14067,105235,82928,22307,49134,21742,1177
6,211,11565,9966,1650,86,1564,8316,54,8262,27392,25641,1751,248590,1159
63,4999,22466,26165,24062,16529,12409,7594,1739,132627,11670,32445,2322
5,21661,16234,12795,10563,4034,248590,115963,48738,28914,19259,10312,47
48,3992,132627,108569,19284,2713,1209,509,218,125

...

A Simple Example

- ▶ Let's start with a simple Ruby program

ruby1.rb:

```
# This is a ruby program
x = 37
y = x + 5
print(y)
print("\n")
```

```
% ruby -w ruby1.rb
```

```
42
```

```
%
```

Language Basics

comments begin with #, go to end of line

variables need not
be declared

```
# This is a ruby program
x = 37
y = x + 5
print(y)
print("\n")
```

no special main()
function or
method

line break separates
expressions
(can also use ";"
to be safe)

Run Ruby, Run

There are two basic ways to run a Ruby program

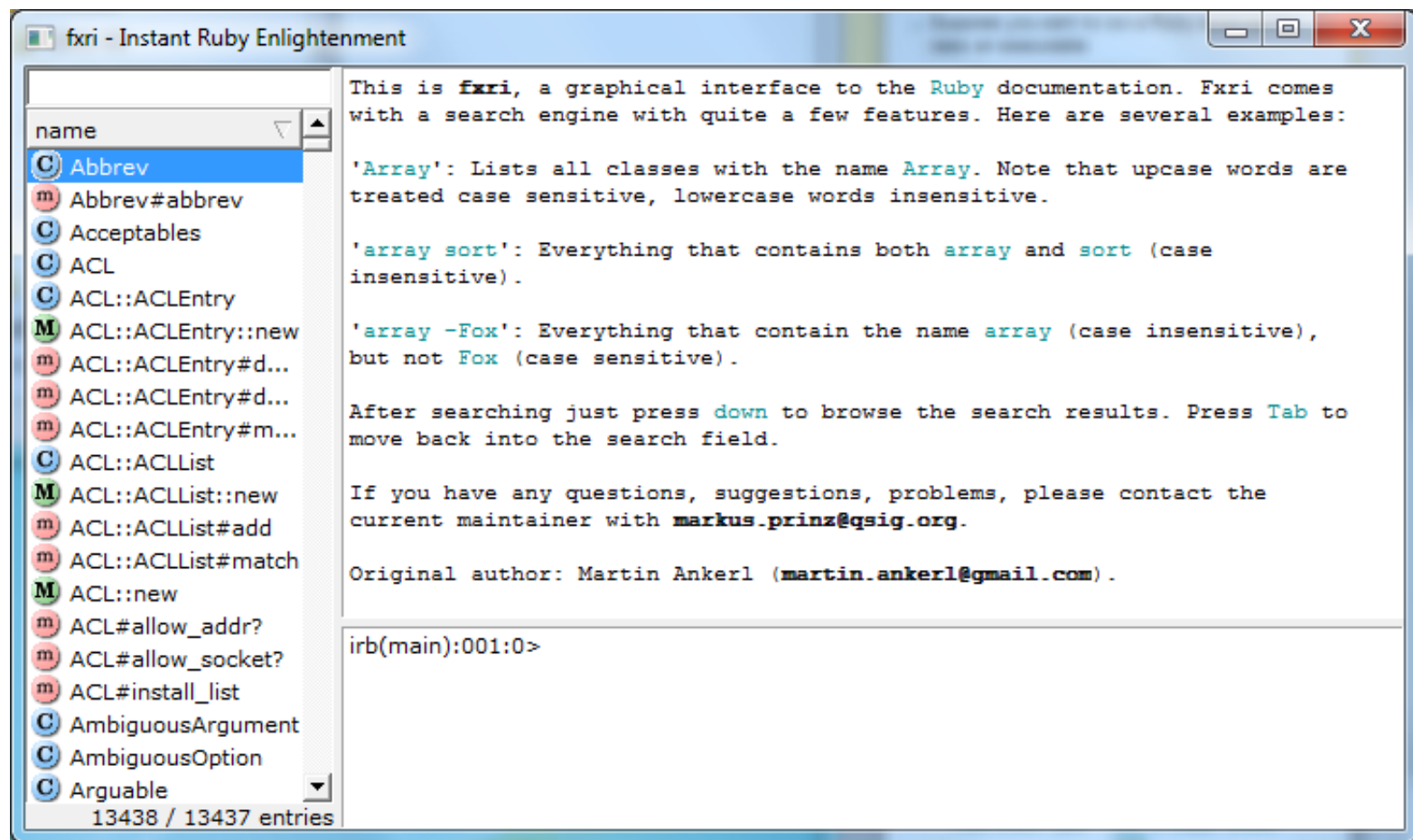
- `ruby -w filename` – execute script in *filename*
 - tip: the `-w` will cause Ruby to print a bit more if something bad happens
 - Ruby filenames should end with `‘.rb’` extension
- `irb` – launch interactive Ruby shell
 - Can type in Ruby programs one line at a time, and watch as each line is executed

```
irb(main):001:0> 3+4
=>7
```
 - Can load Ruby programs via `load` command
 - Form: `load string`
 - String must be name of file containing Ruby program
 - E.g.: `load ‘foo.rb’`

▶ Ruby 1.9.3 is installed on Grace cluster (upgrading to 2.4)

Run Ruby, Run (cont.)

- `fxri` – launch standalone interactive Ruby shell



Run Ruby, Run (cont.)

- ▶ Suppose you want to run a Ruby script as if it were an executable (e.g. “double-click”, or as a command)
 - Windows
 - Must associate .rb file extension with ruby command
 - If you installed Ruby using the Windows installer, this was done automatically
 - The Ruby web site has information on how to make this association

Run Ruby, Run (cont.)

- ▶ Suppose you want to run a Ruby script as if it were an executable (cont.)
 - *nix (Linux / Unix / etc.)

```
#!/usr/local/bin/ruby -w  
print("Hello, world!\n")
```

- The first line (“shebang”) tells the system where to find the program to interpret this text file
- Must `chmod u+x filename` first, or `chmod a+x filename` so everyone has exec permission
- Warning: Not very portable: Depends on location of Ruby interpreter
 - `/usr/local/bin/ruby` vs. `/usr/bin/ruby` vs. `/opt/local/bin/ruby` etc.

Creating Ruby Programs

- ▶ As with most programming languages, Ruby programs are text files.
 - Note: there are actually different versions of “plain text”! E.g. ASCII, Unicode, Utf-8, etc.
 - You won't need to worry about this in this course.
- ▶ To create a Ruby program, you can use your favorite text editor, e.g.
 - notepad++ (free, much better than notepad)
 - emacs (free, infinitely configurable)
 - vim
 - Eclipse (see web page for plugin instructions)
 - Many others

Some Ruby Language Features

- ▶ Implicit declarations
 - Java, C have explicit declarations
- ▶ Dynamic typing
 - Java, C have (mostly) static typing
- ▶ Everything is an object
 - No distinction between objects and primitive data
 - Even “null” is an object (called *nil* in Ruby), as are classes
- ▶ No outside access to private object state
 - *Must* use getters, setters
- ▶ No method overloading
- ▶ Class-based and Mixin inheritance

Implicit vs. Explicit Declarations

- ▶ In Ruby, variables are **implicitly declared**
 - First use of a variable declares it and determines type
 - `x = 37; // no declaration needed – created when assigned to`
 - `y = x + 5`
 - `x, y` now exist, are integers
- ▶ Java and C/C++ use **explicit variable declarations**
 - Variables are named and typed before they are used
 - `int x, y; // declaration`
 - `x = 37; // use`
 - `y = x + 5; // use`

Implicit vs. Explicit Declarations

- ▶ Explicit declarations identify allowed names
 - Variables must be declared before used

C, Java, C++, etc.

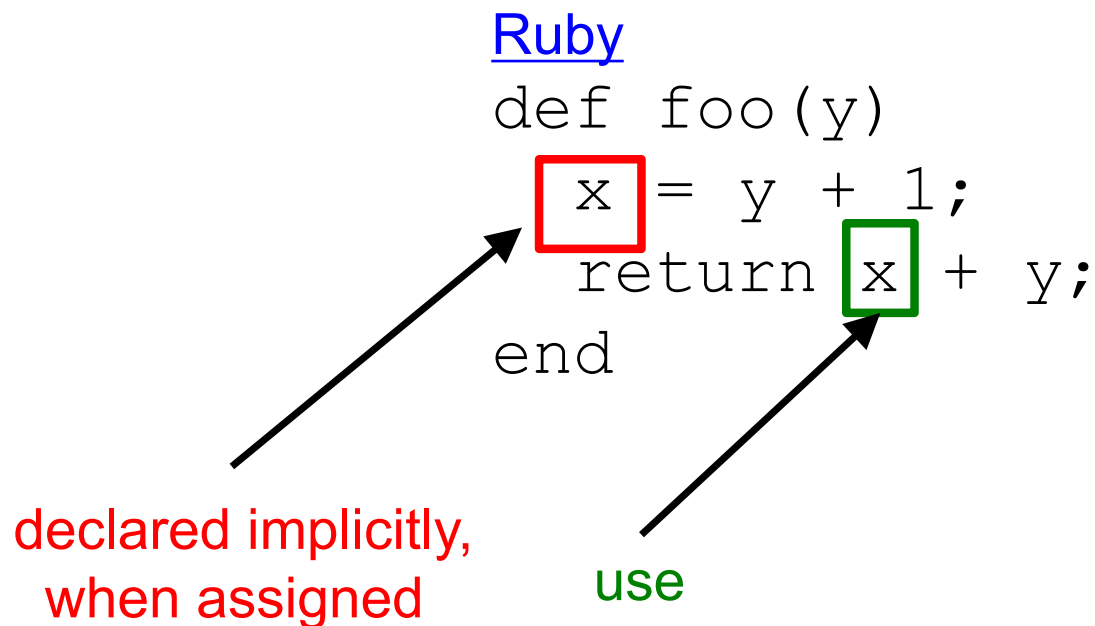
```
void foo(int y) {  
    int x;  
    x = y + 1;  
    return x + y;  
}
```

declaration

use

Implicit vs. Explicit Declarations

- ▶ Allowed names also declared implicitly
 - Variables do not need to be declared
 - Implicit declaration when first assigned to



Also: Perl, Python

Tradeoffs?

Explicit Declarations

More text to type

Helps prevent typos

Implicit Declarations

Less text to type

Easy to mistype variable name

```
var = 37  
If (rare-condition)  
y = vsr + 5
```

Typo!



Only caught when this line is actually run.
Bug could be latent for quite a while

Static Type Checking (Static Typing)

- ▶ **Before** program is run
 - Types of all expressions are determined
 - Disallowed operations cause compile-time error
 - Cannot run the program

- ▶ Static types are often **explicit** (*aka manifest*)
 - Specified in text (at variable declaration)
 - C, C++, Java, C#
 - But may also be inferred – compiler determines type based on usage
 - OCaml, C# and Go (limited)

Dynamic Type Checking

- ▶ **During** program execution
 - Can determine type from run-time value
 - Type is checked before use
 - Disallowed operations cause run-time exception
 - Type errors may be latent in code for a long time
- ▶ Dynamic types are **not manifest** (aka implicit)
 - Variables are just introduced/used without types
 - Examples
 - **Ruby**, Python, Javascript, Lisp

Static and Dynamic Typing

- ▶ Ruby is dynamically typed, C is statically typed

```
# Ruby
x = 3
x = "foo" # gives x a
          # new type
x.foo     # NoMethodError
          # at runtime
```

```
/* C */
int x;
x = 3;
x = "foo"; /* not allowed */
/* program doesn't compile */
```

▶ Notes

- Can always run the Ruby program; may fail when run
- C variables declared, with types
 - Ruby variables declared *implicitly*
 - Implicit declarations most natural with dynamic typing

Tradeoffs?

- ▶ **Static type checking**
 - More work for programmer (at first)
 - Catches more (and subtle) errors at compile time
 - Precludes some correct programs
 - May require a contorted rewrite
 - More efficient code (fewer run-time checks)
- ▶ **Dynamic type checking**
 - Less work for programmer (at first)
 - Delays some errors to run time
 - Allows more programs
 - Including ones that will fail
 - Less efficient code (more run-time checks)

Java: *Mostly* Static Typing

- ▶ In Java, types are mostly checked statically

```
Object x = new Object();  
x.println("hello"); // No such method error at compile time
```

- ▶ But sometimes checks occur at run-time

```
Object o = new Object();  
String s = (String) o; // No compiler warning, fails at run time  
// (Some Java compilers may be smart enough to warn about  
// above cast)
```

Quiz 1: Get out your **clickers!**

- ▶ **True or false:** This program has a type error

```
# Ruby
x = 3
y = "foo"
x = y
```

- A. True
- B. False

- ▶ **True or false:** This program has a type error

```
/* C */
void foo() {
    int x = 3;
    char *y = "foo";
    x = y;
}
```

- A. True
- B. False

Quiz 1: Get out your **clickers!**

- ▶ **True or false:** This program has a type error

```
# Ruby
x = 3
y = "foo"
x = y
```

- A. True**
- B. False**

- ▶ **True or false:** This program has a type error

```
/* C */
void foo() {
    int x = 3;
    char *y = "foo";
    x = y;
}
```

- A. True**
- B. False**

Control Statements in Ruby

- ▶ A **control statement** is one that affects which instruction is executed next

- While loops
- Conditionals

```
i = 0
while i < n
  i = i + 1
end
```

```
if grade >= 90 then
  puts "You got an A"
elsif grade >= 80 then
  puts "You got a B"
elsif grade >= 70 then
  puts "You got a C"
else
  puts "You're not doing so well"
end
```

Conditionals and Loops Must End!

- ▶ All Ruby conditional and looping statements must be terminated with the `end` keyword.
- ▶ Examples

- ```
if grade >= 90 then
 puts "You got an A"
end
```

- ```
if grade >= 90 then
  puts "You got an A"
else
  puts "No A, sorry"
end
```

- ```
i = 0
while i < n
 i = i + 1
end
```




# What is True?

---

- ▶ The **guard** of a conditional is the expression that determines which branch is taken

```
if grade >= 90 then
 ...
```



Guard

- ▶ The **true** branch is taken if the guard evaluates to anything except
  - false
  - nil
- ▶ Warning to C programmers: **0 is not false!**

# Yet More Control Statements in Ruby

---

- ▶ **unless** cond **then** stmt-f **else** stmt-t **end**
  - Same as “if not cond then stmt-t else stmt-f end”

```
unless grade < 90 then
 puts "You got an A"
else unless grade < 80 then
 puts "You got a B"
end
```

- ▶ **until** cond **body** **end**
  - Same as “while not cond body end”

```
until i >= n
 puts message
 i = i + 1
end
```

# Using If and Unless as Modifiers

---

- ▶ Can write if and unless **after** an expression
  - puts "You got an A" if grade  $\geq 90$
  - puts "You got an A" unless grade  $< 90$
- ▶ Why so many control statements?
  - Is this a good idea? Why or why not?
    - **Good**: can make program more readable, expressing programs more directly. In natural language, many ways to say the same thing, which supports brevity and adds style.
    - **Bad**: many ways to do the same thing may lead to confusion and hurt maintainability (if future programmers don't understand all styles)

# Other Useful Control Statements

```
for elt in [1, "math", 3.4]
 puts elt.to_s
end
```

*generates a string; cf. to\_i*

```
for i in (1..3)
 puts i
end
```



```
while i > n
 break
next
puts message
redo
end
```

```
(1..3).each {
 |elt|
 puts elt
}
```

```
IO.foreach(filename)
{ |x|
 puts x
}
```

*code block (details later)*

```
case x
when 1, 3..5
when 2, 6..8
end
```

*does not need break*

# Methods in Ruby

---

Methods are declared with `def...end`

List parameters at definition

```
def sayN(message, n)
 i = 0
 while i < n
 puts message
 i = i + 1
 end
 return i
end

x = sayN("hello", 3)
puts(x)
```

May omit parens on call

Invoke method

Like print, but Adds newline

Methods should begin with lowercase letter and be defined before they are called  
Variable names that begin with uppercase letter are *constants* (only assigned once)

# Terminology

---

- ▶ **Formal parameters**
  - **Variable** parameters used in the method
  - `def sayN(message, n)` in our example
- ▶ **Actual arguments**
  - **Values** passed in to the method at a call
  - `x = sayN("hello", 3)` in our example
- ▶ **Top-level methods are “global”**
  - Not part of a class. `sayN` is a top-level method.

# Method Return Values

---

- ▶ Value of the `return` is the value of the last executed statement in the method
  - These are the same:

```
def add_three(x)
 return x+3
end
```

```
def add_three(x)
 x+3
end
```

- ▶ Methods can return multiple results (as a list)

```
def dup(x)
 return x,x
end
```

# Everything is an Object

---

- ▶ All values are (references to) objects
  - Java/C/C++ distinguish *primitives* from *objects*
- ▶ Objects communicate via **method calls**
- ▶ Each object has its own (private) **state**
- ▶ Every object is an instance of a **class**
  - An object's class determines its behavior:
  - The class contains method and field definitions
    - Both instance fields and per-class (“static”) fields



# Everything is an Object

---

## ▶ Examples

- `(-4).abs` ← No-argument instance method of Fixnum
  - integers are instances of class Fixnum
- `3 + 4`
  - infix notation for “invoke the `+` method of 3 on argument 4”
- `"programming".length`
  - strings are instances of String
- `String.new`
  - classes are objects with a `new` method
- `4.13.class`
  - use the `class` method to get the class for an object
  - floating point numbers are instances of Float

# Classes

---

- ▶ Class names begin with an uppercase letter
- ▶ The `new` method creates an object
  - `s = String.new` creates a new `String` and makes `s` refer to it
- ▶ Every class inherits from `Object`

# Objects and Classes

---

- ▶ Objects are data
- ▶ Classes are types (the kind of data which things are)
- ▶ Classes are *also* objects

| Object          | Class (aka <i>type</i> ) |
|-----------------|--------------------------|
| 10              | Fixnum                   |
| -3.30           | Float                    |
| "CMSC 330"      | String                   |
| String.new      | String                   |
| ['a', 'b', 'c'] | Array                    |
| Integer         | Class                    |

- ▶ **Integer**, **Float**, and **String** are *objects* of type **Class**
  - So is **Class** itself!

# Two Cool Things to Do with Classes

---

- ▶ Since classes are objects, you can manipulate them however you like

- Here, the type of `y` depends on `p`
  - Either a `String` or a `Time` object

```
if p then
 x = String
else
 x = Time
End
y = x.new
```

- ▶ You can get names of all the methods of a class
  - `Object.methods`
    - `=> ["send", "name", "class_eval", "object_id", "new", "autoload?", "singleton_methods", ... ]`

# The nil Object

---

- ▶ Ruby uses a special object `nil`
  - All uninitialized fields set to `nil` (`@` prefix used for fields)  
irb(main):004:0> `@x`  
=> `nil`
  - Like `NULL` or `0` in C/C++ and `null` in Java
- ▶ `nil` is an object of class `NilClass`
  - It's a *singleton object* – there is only one instance of it
    - ▶ `NilClass` does not have a `new` method
  - `nil` has methods like `to_s`, but not other methods  
irb(main):006:0> `nil + 2`  
NoMethodError: undefined method '+' for nil:NilClass

# Quiz 2

---

- ▶ What is the type of variable **x** at the end of the following program?

```
p = 0
if p then
 x = nil
else
 x = "hello"
end
```

- A. String
- B. Integer
- C. NilClass
- D. *Nothing* – there's a type error

# Quiz 2

---

- ▶ What is the type of variable `x` at the end of the following program?

```
p = 0
if p then
 x = nil
else
 x = "hello"
end
```

- A. String
- B. Integer
- C. **NilClass**
- D. *Nothing* – there's a type error

# Creating Strings in Ruby

---

- ▶ Substitution in double-quoted strings with `#{ }`
  - `course = "330"; msg = "Welcome to #{course}"`
  - `"It is now #{Time.new}"`
  - The contents of `#{ }` may be an arbitrary expression
  - Can also use single-quote as delimiter
    - No expression substitution, fewer escaping characters

- ▶ Here-documents

```
s = <<END
```

```
This is a text message on multiple lines
and typing \n is annoying
```

```
END
```



# Creating Strings in Ruby (cont.)

---

- ▶ Ruby has `printf` and `sprintf`
  - `printf("Hello, %s\n", name);`
  - `sprintf("%d: %s", count, Time.now)`
    - Returns a String
- ▶ `to_s` returns a **String** representation of an object
  - Can be invoked implicitly – write `puts(p)` instead of `puts(p.to_s)`
    - Like Java's `toString()`
- ▶ `inspect` converts **any** object to a string

```
irb(main):033:0> p.inspect
=> "#<Point:0x54574 @y=4, @x=7>"
```

# Standard Library: String

---

- ▶ The `String` class has many useful methods
  - `s.length`           # length of string
  - `s1 == s2`           # structural equality (string contents)
  - `s = "A line\n"; s.chomp` # returns "A line"
    - Return new string with `s`'s contents except newline at end of line removed
  - `s = "A line\n"; s.chomp!`
    - Destructively removes newline from `s`
    - *Convention:* methods ending in `!` modify the object
    - *Another convention:* methods ending in `?` observe the object

# Method naming style

---

- ▶ Names of methods that return a boolean should end in ?
- ▶ Names of methods that modify an object's state should end in !
- ▶ Example: suppose  $x = [3,1,2]$  (this is an array)
  - $x.member? 3$  returns true since 3 is in the array  $x$
  - $x.sort$  returns a new array that is sorted
  - $x.sort!$  modifies  $x$  in place

# Defining Your Own Classes

---

```
class Point
 def initialize(x, y)
 @x = x
 @y = y
 end

 def add_x(x)
 @x += x
 end

 def to_s
 return "(" + @x.to_s + "," + @y.to_s + ")"
 end
end

p = Point.new(3, 4)
p.add_x(4)
puts(p.to_s)
```

class name is uppercase

constructor definition

instance variables prefixed with "@"

method with no arguments

instantiation

invoking no-arg method

# No Outside Access To Internal State

---

- ▶ Instance variables (with @) can be directly accessed only by instance methods
- ▶ Outside class, they require **accessors**:

A typical getter

```
def x
 @x
end
```

A typical setter

```
def x= (value)
 @x = value
end
```

- ▶ Very common, so Ruby provides a shortcut

```
class ClassWithXandY
 attr_accessor "x", "y"
end
```

Says to generate the  
x= and x and  
y= and y methods

# No Method Overloading in Ruby

---

- ▶ Thus there can only be one **initialize** method
  - A typical Java class might have two or more constructors
- ▶ No overloading of methods in general
  - You can code up your own overloading by using a variable number of arguments, and checking at runtime the number/types of arguments
- ▶ Ruby does issue an exception or warning if a class defines more than one **initialize** method
  - But last **initialize** method defined is the valid one

## Quiz 3: What is the output?

---

```
class Animal
 def eat(food)
 "I ate #{food}"
 end
 def eat(food, amount)
 "I ate #{amount} pounds of #{food}"
 end
end
animal = Animal.new
puts animal.eat("meat")
```

- A. I ate #{food}
- B. I ate meat
- C. I ate pounds of meat
- D. Error

## Quiz 3: What is the output?

---

```
class Animal
 def eat(food)
 "I ate #{food}"
 end
 def eat(food, amount)
 "I ate #{amount} pounds of #{food}"
 end
end
animal = Animal.new
puts animal.eat("meat")
```

- A. I ate #{food}
- B. I ate meat
- C. I ate pounds of meat
- D. Error**



## Quiz 4: What is the output?

```
class Animal
 def eat(food)
 "I ate #{food}"
 end
 def eat(food, amount)
 "I ate #{amount} pounds of #{food}"
 end
End
animal = Animal.new
puts animal.eat("meat", 23)
```

- A. I ate meat
- B. I ate 23 pounds of meat
- C. Error
- D. I ate #{amount} pounds pf #{food}

## Quiz 4: What is the output?

```
class Animal
 def eat(food)
 "I ate #{food}"
 end
 def eat(food, amount)
 "I ate #{amount} pounds of #{food}"
 end
End
animal = Animal.new
puts animal.eat("meat", 23)
```

- A. I ate meat
- B. I ate 23 pounds of meat**
- C. Error
- D. I ate #{amount} pounds pf #{food}

# Inheritance

---

- ▶ Recall that every class inherits from **Object**

```
class A ## < Object
 def add(x)
 return x + 1
 end
end

class B < A
 def add(y)
 return (super(y) + 1)
 end
end

b = B.new
puts (b.add(3))
```

extend superclass



invoke add method  
of parent



```
b.is_a? A
true
b.instance_of? A
false
```

# Mixins

---

- ▶ Another form of code reuse is “mix-in” inclusion
  - `include` A “inlines” A’s methods at that point
    - Referred-to variables/methods captured from context
    - In effect: it adds those methods to the current class

```
class OneDPoint
 attr_accessor "x"
 include Comparable
 def <=>(other) # used by Comparable
 if @x < other.x then return -1
 elsif @x > other.x then return 1
 else return 0
 end
 end
end
```

```
p = OneDPoint.new
p.x = 1
q = OneDPoint.new
q.x = 2
x < y # true
puts [y,x].sort
prints x, then y
```

# super( ) in Ruby

---

- ▶ Within the body of a method
  - Call to `super( )` acts just like a call to that original method
  - Except that search for method body starts in the superclass of the object that was found to contain the original method

# Global Variables in Ruby

---

- ▶ Ruby has two kinds of global variables
  - Class variables beginning with @@ (static in Java)
  - Global variables across classes beginning with \$

```
class Global
 @@x = 0

 def Global.inc
 @@x = @@x + 1; $x = $x + 1
 end

 def Global.get
 return @@x
 end
end
```

```
$x = 0
Global.inc
$x = $x + 1
Global.inc
puts (Global.get)
puts ($x)
```

define a class  
("singleton") method

# Special Global Variables

---

- ▶ Ruby has a special set of global variables that are implicitly set by methods
- ▶ The most insidious one: `$_`
  - Last line of input read by `gets` or `readline`
- ▶ Example program

```
gets # implicitly reads input line into $_
print # implicitly prints out $_
```

- ▶ Using `$_` leads to shorter programs
  - And confusion
  - We suggest you avoid using it

# What is a Program?

---

- ▶ In C/C++, a program is...
  - A collection of declarations and definitions
  - With a distinguished function definition
    - `int main(int argc, char *argv[]) { ... }`
  - When you run a C/C++ program, it's like the OS calls `main(...)`
- ▶ In Java, a program is...
  - A collection of class definitions
  - With some class (say, `MyClass`) containing a method
    - `public static void main(String[] args)`
  - When you run `java MyClass`, the main method of class `MyClass` is invoked



# A Ruby Program is...

---

## ▶ The class `Object`

- When the class is loaded, any expressions not in method bodies are executed

defines a method of `Object`  
(i.e., top-level methods belong to `Object`)

invokes `self.sayN`

invokes `self.puts`  
(part of `Object`)

```
def sayN(message, n)
 i = 0
 while i < n
 puts message
 i = i + 1
 end
 return i
end

x = sayN("hello", 3)
puts(x)
```

## Quiz 5: What is the output?

---

```
class Thing
 @@things = 0
 def initialize(name)
 @name = name
 @@things += 1
 end
 def self.get_things
 return @@things
 end
end
Thing.new("thing20");
Thing.new("thing6")
puts Thing.get_things
```

- A. 0
- B. 1
- C. 2
- D. 3

## Quiz 5: What is the output?

---

```
class Thing
 @@things = 0
 def initialize(name)
 @name = name
 @@things += 1
 end
 def self.get_things
 return @@things
 end
end
Thing.new("thing20");
Thing.new("thing6")
puts Thing.get_things
```

- A. 0
- B. 1
- C. 2
- D. 3

## Quiz 6: What is the output?

---

```
class Dog
 def initialize
 @bark = "ruff ruff"
 end
 def speak
 "I like to #{@bark}"
 end
end
fido = Dog.new
puts fido.speak()
```

- A. I like to bark
- B. I like to #{@bark}
- C. I like to ruff ruff
- D. ruff ruff

## Quiz 6: What is the output?

---

```
class Dog
 def initialize
 @bark = "ruff ruff"
 end
 def speak
 "I like to #{@bark}"
 end
end
fido = Dog.new
puts fido.speak()
```

- A. I like to bark
- B. I like to #{@bark}
- C. I like to ruff ruff**
- D. ruff ruff

## Quiz 7: What is the output?

---

```
class Computer
 def initialize
 @sound = "beep beep"
 end
 def self.about
 "Sometimes I go #{@sound}"
 end
end
print Computer.about
```

- A. Sometimes I go #{@sound}"
- B. Sometimes I go
- C. Error
- D. Sometimes I go nil

## Quiz 7: What is the output?

---

```
class Computer
 def initialize
 @sound = "beep beep"
 end
 def self.about
 "Sometimes I go #{@sound}"
 end
end
print Computer.about
```

- A. Sometimes I go #{@sound}"
- B. Sometimes I go**
- C. Error
- D. Sometimes I go nil

## Quiz 8: What is the output?

---

```
class Person
 def initialize(first, last)
 @first = first
 @last = last
 end
 def full_name
 "#{@first} #{@last}"
 end
end
class Doctor < Person
 def full_name
 "Dr. #{super}"
 end
end
d = Doctor.new("Phil", "McGraw")
print d.full_name
```

- A. Dr. #{super}
- B. Dr.
- C. Dr. Phil McGraw
- D. Error



## Quiz 8: What is the output?

---

```
class Person
 def initialize(first, last)
 @first = first
 @last = last
 end
 def full_name
 "#{@first} #{@last}"
 end
end
class Doctor < Person
 def full_name
 "Dr. #{super}"
 end
end
d = Doctor.new("Phil", "McGraw")
print d.full_name
```

- A. Dr. #{super}
- B. Dr.
- C. Dr. Phil McGraw
- D. Error

# Summary

---

- ▶ Scripting languages
- ▶ Ruby language
  - Implicit variable declarations
  - Dynamic typing
  - Many control statements
  - Classes & objects
  - Strings