



Designing information-abundant web sites: issues and recommendations†

BEN SHNEIDERMAN

Human-Computer Interaction Laboratory, Department of Computer Science & Institute for Systems Research, University of Maryland, College Park, MD 20742, USA.

email: ben@cs.umd.edu

“Gradually I began to feel that we were growing something almost organic in a new kind of reality, in cyberspace, growing it out of information ... a pulsing tree of data that I loved to climb around in, scanning for new growth.”

(Mickey Hart, *Drumming at the Edge of Magic: A Journey into the Spirit of Percussion*, 1990)

“Look at every path closely and deliberately.
Try it as many times as you think necessary.
Then ask yourself, and yourself alone, one question ...
Does this path have a heart?

If it does, the path is good; if it doesn't it is of no use.”

(Carlos Castaneda *The Teachings of Don Juan*)

The abundance of information on the World Wide Web has thrilled some, but frightened others. Improved web site design may increase users' successful experiences and positive attitudes. This review of design issues identifies genres of web sites, goals of designers, communities of users and a spectrum of tasks. Then an Objects/Actions Interface Model is offered as a way to think about designing and evaluating web sites. Finally, search and navigation improvements are described to bring consistency, comprehensibility and user control.

© 1997 Academic Press Limited

1. Introduction

The deluge of web pages has generated dystopian commentaries on the tragedy of the flood of information. It has also produced utopian visions of harnessing the same flood for constructive purposes. Within this ocean of information, there are also lifeboat web pages with design principles, but often the style parallels the early user-interface writings in the 1970s. The well-intentioned Noahs, who write from personal experience as web site designers, often draw their wisdom from specific projects, making their advice incomplete or lacking in generalizability. Their experience is valuable but the paucity of empirical data to validate or sharpen insight means that some guidelines are misleading. As scientific evidence accumulates, foundational cognitive and perceptual theories will structure the discussion and guide designers in novel situations.

† This article is extracted and adapted from Ben Shneiderman's newly revised and recently published book, *Designing the User Interface: Strategies for Effective Human-Computer Interaction* (Third Edition), Addison Wesley Longman, Copyright 1998, with the permission of the publisher.

It will take a decade until sufficient experience, experimentation and hypothesis testing clarify design issues, so we should be grateful for the early and daring attempts to offer guidance. One of the better guides (Lynch, 1995) offers this advice:

“Proper World Wide Web site design is largely a matter of balancing the structure and relationship of menu or “home” pages and individual content pages or other linked graphics and documents. The goal is to build a hierarchy of menus and pages that feels natural and well-structured to the user, and doesn’t interfere with their use of the web site or mislead them.”

It is helpful but does not tell designers what to do or how to evaluate the efficacy of what they have done. Lynch goes on to give constructive advice about not being too broad or too deep, finding the proper length of pages, using gridded layouts, and the challenge of “balancing the power of hypermedia Internet linkages against the new ability to imbed graphics and motion media within networked WWW pages”. He has sorted out the issues better than most but still leaves designers with many uncertainties.

Nielsen (1995*d*) goes a step further by reporting on his case study of designing a web site for Sun Microsystems to showcase their products and company. His usability testing approach revealed more specific problems and the web site discusses nine different versions of the home page. The subjective data reveals problems and highlights key principles, e.g. “Users consistently praised screens that provided overviews of large information spaces”. Empirical testing should be able to reveal what kinds of overviews are most effective and whether performance times, error rates or retention are enhanced by certain overviews.

Until the empirical data and experience from practical cases arrive, we can use knowledge from other user-interface design domains such as menu systems and hyper-text (Koved & Shneiderman, 1986; Shneiderman & Kearsley, 1989; Norman, 1991; Rivlin, Rotafofo & Shneiderman, 1994; Isakowitz, Stohr & Balasubramanian, 1995; Nielsen, 1995*a*). Designers may be helped by the theoretical framework of the Objects/Actions Interface (OAI) Model (Shneiderman, 1998) and the results from information retrieval research (Belkin & Croft, 1992; Marchionini, 1995).

Refinement of the web is more than a technical challenge or commercial goal. As governments offer information plus services on-line and educational institutions increase their dependence on the web, effective designs will be essential. Universal access is an important economic and policy issue, but it is also a fundamental design issue. Designers must accommodate small and large displays, monochrome and color, slow and fast transmission and various browsers that may not support desired features. The pressure for lowest-common-denominator design is often outweighed by the desire to assume larger displays, use more detailed and more numerous graphics, support Java applets and employ newer browser features. Fortunately, balanced approaches that enable users to indicate their environment and preferences are possible. Several versions of the interface can be developed at relatively small incremental costs.

Providing text-only versions for users with small displays and low-bandwidth access is likely to be strongly recommended for many years to come. Users with low-cost devices, users in developing countries with poor communication infrastructure, users wanting

low-bandwidth wireless access, users with small personal display devices and users with handicaps constitute a large proportion of the potential users.

Accommodating diverse users should be a strong concern for most designers since it enlarges the market for commercial applications and provides democratic access to government services. Access by way of telephone or voice input/output devices will serve handicapped users and enlarge access. Access to web sites might also come from wristwatch projection displays, wallet-sized pocket PCs or personal video devices mounted on eyeglasses.

This paper presents an analysis of genres, goals, users and tasks, followed by a model to guide designers and recommendations for improving search and navigation. My hope is that it will encourage enough research to replace these analyses with rigorous empirical data plus refined theories and validated guidelines.


2. Genres and goals for designers

As in any media, criteria for quality vary with the genre and authors' goals. A dizzying diversity of web sites are emerging from the creative efforts of bold designers who merge old forms to create new information resources, communication media, business services and entertainment experiences. web sites can range from a one-page personal biography (Figure 1) to millions of pages in the Library of Congress's American Memory project organized by the National Digital Library program (Figure 2). Common high-level goals include visual appeal, comprehensibility, utility, efficacy and navigability, but finer discriminations come into play if we examine the categories of web sites.

A primary way of categorizing web sites is by the originator's identity: individual, group, university, corporation, nonprofit organization or government agency. The originator's identity gives a quick indication of what the likely goals are and what contents to expect: corporations have products to sell, museums have archives to promote and government agencies have services to offer.

A second way of categorizing web sites is the number of web pages or amount of information that is accessible (Table 1): one-page bios and project summaries are small, organization overviews for internal and external use are medium and airline schedules and the yellow pages are large. Taxonomies of web sites from many perspectives are likely. The Yahoo home page, with its thematic categories, provides a starting point, and it changes as the web grows (Figure 3).

A third way of categorizing web sites is by goals of the originators, as interpreted by the designers. These may be simple information presentation in a self-publishing style where quality is uncontrolled and structure may be chaotic. Information may be an index to other web sites or it may be original material. Carefully polished individual life histories (Figure 4) and impressive organizational annual reports are becoming common as expectations and designer experience increases. As commercial usage increases, elegant product catalogs, eye-catching advertisements and lively newsletters will become the norm. Commercial and scientific publishers will join newspapers (Figure 5) and magazines in providing access to information while exploring the opportunities for feedback to editors, discussions with authors and reader interest groups. Digital libraries of many varieties are appearing (Figure 6), but full recognition of their distinct benefits



Ara Kotchian _and_ My Trip to Venus

Current Position: I am currently a programmer at Language Analysis Systems Inc. in Reston VA.

Academic Degree: I graduated with a B. S. in Computer Science on December 20, 1996

A little bit of information about me: I was born in the once beautiful city of Beirut, Lebanon. Through some very strange events and mysterious occurrences over the years, I ended up here at the University of Maryland. For three years I have worked at the Human-Computer Interaction Lab but as of the end of September 1996 I have been working at my new job at L.A.S. Aside from Computer Science, I have a great interest in ancient and medieval world history and mythology. I am an amateur armorer, I enjoy camping, reading and occasionally laying siege to castles.

FIGURE 1. One page personal biography of Ara Kotchian, a student at the University of Maryland (used with permission) (<http://www.cs.umd.edu/projects/hcil/People/ara/index.html>).

and design features is emerging more slowly. Entertainment web sites are growing as fast as the audience gets on-line.

A fourth way of categorizing web sites is by measure of success. For individuals, the measure of success for an on-line resume may be getting a job or making a friend. For many corporate web sites, the publicity is measured in number of visits which may be millions per day, independent of whether users benefit. For others, the value is directly in promoting sales of other products such as movies, books, events or automobiles. Finally, for access providers who earn fees from hourly usage charges, success is measured by the thousands of hours of usage per week. Other measures include diversity of access as defined by the number of users or their countries of origin, or whether the users came from university, military or commercial domains.

[text-only]

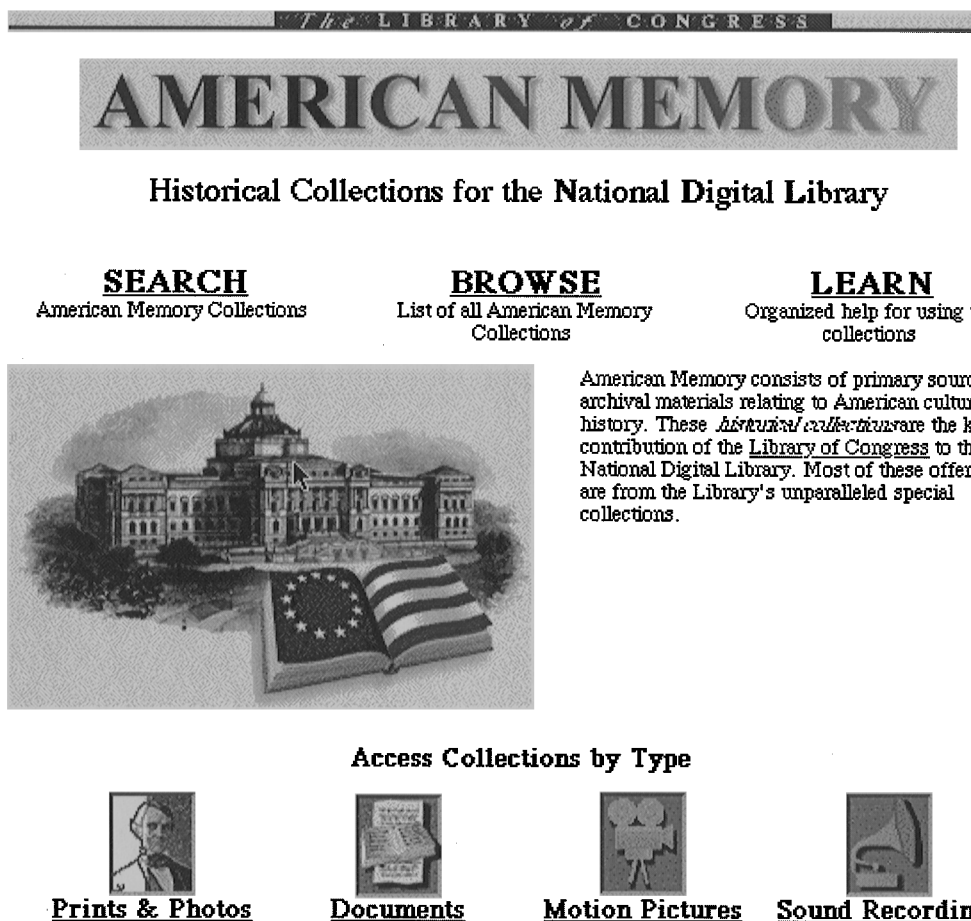


FIGURE 2. American Memory home page from the Library of Congress, offering more than 5 000 000 images, texts, videos, etc., by the year 2000 (<http://lcweb2.loc.gov/ammem>).

3. Users and their tasks

As in any user-interface design process, we begin by asking: who are the users? and what are the tasks? Even when broad communities are anticipated, there are usually implicit assumptions about users being able to see and read English. Richer assumptions about users' age group or educational background should be made explicit in order to guide designers. Just as automobile advertisements are directed to college-age males, young couples or mature female professionals, web sites are more effective when directed to specific audience niches. Gender, age, economic status, ethnic origin, educational background and language are primary audience attributes. Physical disabilities such as poor vision, hearing or muscle control call for special designs.

TABLE 1
Web site genres with approximate sizes and examples

Number of Web pages	Example genres	
1–10	Personal bio Project summary	Restaurant review Course outline
5–50	Scientific paper Conference program	Photo portfolio/exhibit Organization overview
50–500	Book or manual Corporate annual report	City guide/tour Product catalog/advertisement
500–50 000	Photo library Technical reports	Museum tour Music/film databases
5000–50 000	University guide	Newspaper/magazine
50 000–500 000	Telephone directories	Airline schedule
> 500 000	Congressional digest	Journal abstracts
> 5 000 000	Library of Congress	NASA archives

Specific knowledge of science, history, medicine or other disciplines will influence design. A web site for physicians treating lung cancer will differ in content, terminology, writing style and depth from a web site for patients. Communities of users might be museum visitors, students, teachers, researchers, journalists or professionals. Their motives may range from fact-finding to browsing, professional to casual or serious to playful.

Knowledge of computers or web sites can also influence design, but more important is the distinction between first-time, intermittent and frequent users of a web site. First-time users need an overview to understand the range of services and to know what is not available, plus buttons to select actions. Intermittent users need an orderly structure, familiar landmarks, reversibility and safety during exploration. Frequent users demand shortcuts or macros to speed repeated tasks, compact in-depth information and extensive services to satisfy their varied needs (Kellogg & Richards, 1995).

Since many applications focus on educational services, appropriate designs should accommodate teachers and students from elementary through university levels. Adult learners and elderly explorers may also get special services or treatments.

Evidence from a survey of 13 000 web users conducted by Georgia Tech (Pitkow & Kehoe, 1995) shows that the average age of respondents is 35, the median income is above \$50 000 and 80% are male. A remarkable 72% are daily users, and are likely to have a professional connection to computing or education. These profiles have shifted from previous surveys and will probably continue moving towards a closer match with the population at large. Of course, the survey was voluntary and drew upon the web community, so the sample is biased, but still thought-provoking.

The image shows a screenshot of the Yahoo! index page. At the top, there are several icons: a cartoon character labeled 'New', a pair of glasses labeled 'Cool', the 'YAHOO!' logo, a newspaper labeled 'Today's News', and a globe labeled 'More Yahoos'. Below these are links for 'Net Events & Chats', 'prodigy internet', a 'CLICK For Details' button, 'You could win \$10,000!', and 'New Yahoo! Shop'. A search bar with a 'Search' button and 'options' link is present, along with a 'Try Our New Search' link. A horizontal line separates the search area from the main content. Below this line are links for 'Yellow Pages', 'People Search', 'City Maps', 'Today's News', 'Stock Quotes', and 'Sports Scores'. The main content is organized into two columns of 14 thematic categories, each with a list of second-level links. The categories and their links are:

- Arts and Humanities**: Architecture, Photography, Literature...
- Business and Economy [Xtra!]**: Companies, Investments, Classifieds...
- Computers and Internet [Xtra!]**: Internet, WWW, Software, Multimedia...
- Education**: Universities, K-12, College Entrance...
- Entertainment [Xtra!]**: Cool Links, Movies, Music, Humor...
- Government**: 96 Elections, Politics [Xtra!], Law...
- Health [Xtra!]**: Medicine, Drugs, Diseases, Fitness...
- News and Media [Xtra!]**: Current Events, Magazines, TV, Newspapers...
- Recreation and Sports [Xtra!]**: Sports, Games, Travel, Autos, Outdoors...
- Reference**: Libraries, Dictionaries, Phone Numbers...
- Regional**: Countries, Regions, U.S. States...
- Science**: CS, Biology, Astronomy, Engineering...
- Social Science**: Anthropology, Sociology, Economics...
- Society and Culture**: People, Environment, Religion...

 Below the categories are links for 'My Yahoo!', 'Yahooligans! for Kids', 'Yahoo! Remote', 'Yahoo! Internet Life', 'Yahoo! Shop', 'Daily Picks', 'Today's Web Events & Chats', 'Weekly Picks', and 'Random Yahoo! Link'. At the bottom, there are links for 'National Yahoos' (Canada, France, Germany, Japan, U.K. and Ireland) and 'Yahoo! Metros' (Chicago, L.A., N.Y., S.F. Bay, Wash. D.C., Get Local). A final horizontal line is at the bottom with a link for 'How to Include Your Site - Company Information'.

FIGURE 3. Yahoo index page showing a 14-item thematic categorization with 51 second-level links, and more than 30 other links (<http://www.yahoo.com>).

Identifying the users' tasks also guides designers in shaping a web site. Tasks can range from specific fact-finding to more unstructured open-ended browsing of known databases and exploration of the availability of information on a topic.

Specific fact-finding (Known item search)

Find the Library of Congress call number of Future Shock

Find the phone number of Bill Clinton

TABLE 2
Web site goals tied to typical organizations

Sell products	Publishers, airlines, department stores
Advertise products	NBC, Ford, IBM, Microsoft, Sony
Inform and announce	Universities, museums, cities
Provide access	Libraries, newspapers, scientific organizations
Offer services	Governments, public utilities
Create discussions	Public interest groups, magazines
Nurture communities	Political groups, professional associations



*Photograph of Chim by Elliott Erwitt
 © 1996 Elliott Erwitt*

Chim



Chim was born David Szymin on November 20, 1911, in Warsaw, Poland, then a province of Czarist Russia. On becoming a photo-reporter in Paris in 1933, he signed his work "CHIM," a French phonetic abbreviation of his surname, distinctive in its use of capital letters and elegant in its brevity. Life began for David and his sister, Eileen, three years his senior, as the children of Regina and Benjamin Szymin, respected publisher of Yiddish and Hebrew books. They enjoyed an excellent education in Jewish and secular subjects, with David attending the Jewish Gymnasium Ascolah.



*Poland, circa 1932.
 Photographer unknown.
 ©1996 from the Estate of David Seymour*

FIGURE 4. Life history of the photographer David Seymour ("Chim") with a time line showing eight segments of his work. Presented by the International Center of Photography in New York, NY (<http://www.icp.org/chim/chim2.html>).



FIGURE 5. New York Times on-line, creating a condensed page layout to fit the typical home user (used with permission) (<http://www.nytimes.com>).

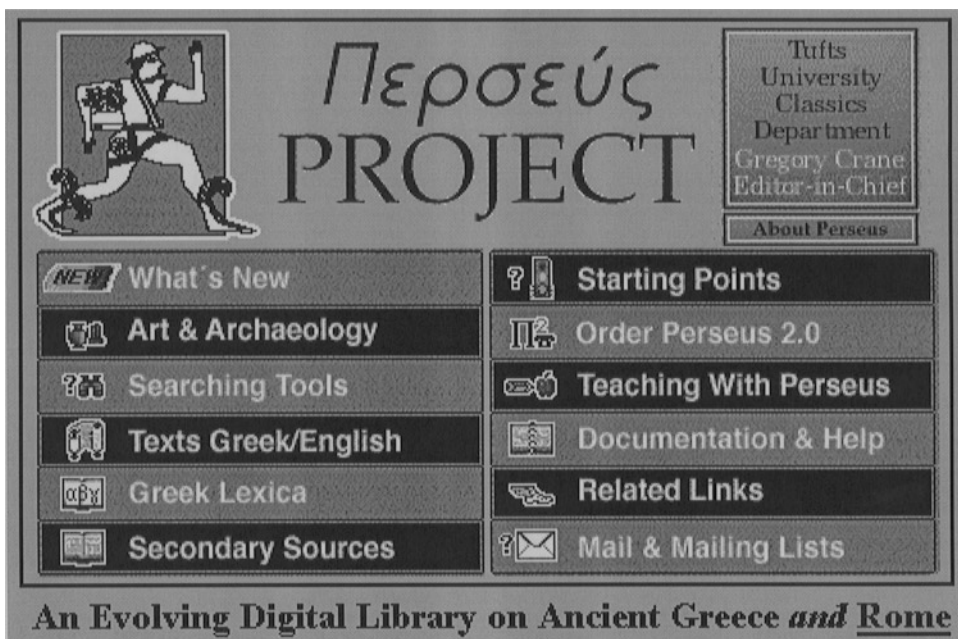


FIGURE 6. Perseus digital library, contains ancient Greek texts in original and English forms with maps, photos, architectural plans, vases, coins, etc., for students and researchers (used with permission) (<http://www.perseus.tufts.edu>).

Find the highest resolution LANDSAT image of College Park at noon on 13 December 1997

Extended fact-finding

What other books are by the author of Jurassic Park?

What kinds of music is Sony publishing?

Which satellites took images of the Persian Gulf War?

Open-ended browsing

Does the Mathew Brady Civil War photo collection show the role of women?

Is there new work on voice recognition in Japan?

Is there a relationship between carbon monoxide levels and desertification?

Exploration of availability

What genealogy information is at the National Archives?

What information is there on the Grateful Dead band members?

Can NASA data sets show acid rain damage to soy crops?

The great gift of the web is its support for all these possibilities. Specific fact finding is the more traditional application of computerized databases with query languages like SQL, but the web has dramatically increased the capability of users to browse and explore. It is an equal challenge to support users seeking specific facts and to help users with poorly formed information needs who are just browsing.

A planning document for a web site might indicate that the primary audience is North American high school environmental-science teachers and their students, with secondary audiences consisting of other teachers and students, journalists, environmental activists, corporate lobbyists, policy analysts and amateur scientists. The tasks might be identified as providing access to selected LANDSAT images of North America clustered by and annotated with agricultural, ecological, geological and meteorological features. Primary access might be by a hierarchical thesaurus of keywords about the features (e.g. floods, hurricanes and volcanoes) from the four topics. Secondary access might be geographical with indexes by state, county and city, plus selection by pointing at a map. Tertiary access might be by specifying latitude and longitude.

This focus on tasks leads to a model (Section 4) for designers that emphasizes objects and action in the task domain and their presentation in an interface. It also suggests possible improvements in search and navigation (Section 5).

4. Objects/Actions Interface Model for web site design

Complex problems are often resolved by hierarchical decomposition into manageable units. For example, health problems can be discussed in terms of objects and actions in the human body. The objects are muscular, skeletal, circulatory and other systems, which in turn might be described by organs, tissues and cells. Similarly, the actions include digestive processes that can be decomposed into chewing, swallowing and so on, which in turn might be described by muscle movements or chemical processes.

The OAI model (Shneiderman, 1998) follows a hierarchical decomposition of objects and actions in the task and interface domains (Figure 7). It can be a helpful guide to web site designers in decomposing a complex information problem and fashioning a comprehensible and effective web site.

Objects/Actions Interface Model

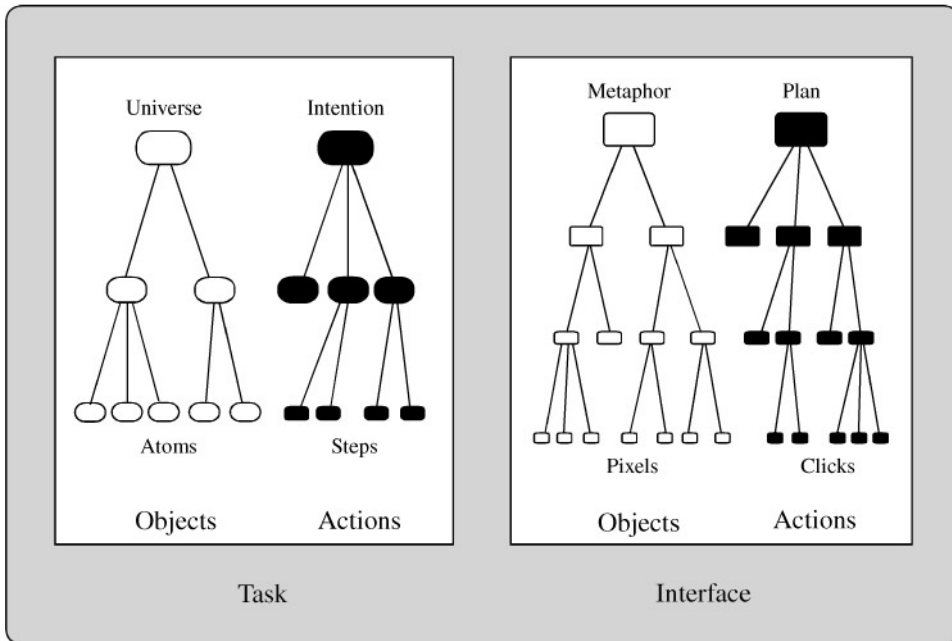


FIGURE 7. Objects/Actions Interface Model as a basis for web site design. The hierarchically decomposed task objects and actions become represented by interface objects and actions. Designers must choose the most effective metaphors and create visual representations that allow users to decompose their action plan into a series of detailed clicks or keystrokes.

The task of information seeking is complex, but it can be described by hierarchies of task objects and actions related to the information. Then the designer can represent the task objects and actions with hierarchies of interface objects and actions. For example, a music library might be presented as a set of objects such as collections, which have shelves and then songs. Users may perform actions such as entering a collection, searching the index to a shelf and reading the score for a song. The interface for the music library could have hierarchies of menus or metaphorical graphical objects accompanied by graphical representations of the actions, such as a magnifying glass for a search. Briefly, the OAI model encourages designers of web sites to focus on four components.

1. *Task*

- Structured information objects (e.g. hierarchies and networks).
- Information actions (e.g. searching and linking).

2. *Interface*

- Metaphors for information objects (e.g. bookshelf and encyclopedia).
- Handles (affordances) for actions (e.g. querying and zooming).

The boundaries are not always clear, but this decomposition into components may be helpful in organizing and evaluating web sites. This section describes the OAI model,

gives examples of decompositions of object and actions and presents a case study with the Library of Congress.

4.1. DESIGN OF TASK OBJECTS AND ACTIONS

Information seekers pursue objects relevant to their tasks and apply task action steps to achieve their intention. While many would describe a book as a sequence of chapters and a library as a hierarchy organized by the Dewey Decimal System, books also have book jackets, tables of contents, indexes, etc., and libraries have magazines, videotapes, special collections, manuscripts, etc. It would be still harder to characterize the structure of university catalogs, corporate annual reports, photo archives or newspapers because they have still less standardized structures and more diverse access paths.

In planning a web site to present complex information structures, it helps to have a clear definition of the atomic objects and then the aggregates. Atoms can be a birthdate, name, job title, biography, resume or technical report. With image data, an atomic object might be a color swatch, icon, corporate logo, portrait photo or music video.

Information atoms can be combined in many ways to form aggregates such as a page in a newspaper, a city guidebook or an annotated musical score. Clear definitions are helpful to coordinate among designers and inform users about the intended levels of abstraction within each project. Information aggregates are further combined into collections and libraries that form the universe of concern relevant to a given set of tasks.

Strategies for aggregating information are numerous. Here is a starting list of possibilities.

1. *Short unstructured lists.* City guide highlights, organizational divisions, current projects (and this list).
2. *Linear structures.* Calendar of events, alphabetic list, human body slice images from head to toe, orbital swath.
3. *Arrays or tables.* Departure city-arrival city-departure date.
4. *Hierarchies, trees*
 - Continent–country–city (e.g. Africa, Nigeria and Lagos).
 - Concepts (e.g. sciences, physics, semiconductors and gallium arsenide).
5. *Multi-trees, faceted retrieval.* Photos indexed by date, photographer, location, topic, film type.
6. *Networks.* Journal citations, genealogies, World Wide Web.

These aggregates can be used to describe structured information objects, such as an encyclopedia, which is usually seen as a linear alphabetical list of articles, with a linear index of terms pointing to pages. Articles may have a hierarchical structure of sections and subsections, and cross references among articles create a network.

Some information objects, such as a book table of contents, have a dual role since they may be read to understand the topic itself or browsed to gain access to a chapter. In the latter role they represent the actions for navigation in a book.

The information actions enable users to follow paths through the information. Most information resources can be scanned linearly from start to finish, but their size often dictates the need for shortcuts to relevant information. Atomic information actions

include the following.

- Looking for Hemingway's name in an alphabetical list.
- Scanning a list of scientific article titles.
- Reading a paragraph.
- Following a reference link.

Aggregate information actions are composed of the following atomic actions.

- Browsing an almanac table of contents, jumping to a chapter on sports and scanning for skiing topics.
- Locating a scientific term in an alphabetic index and reading articles containing the term.
- Using a keyword to search a catalog to gain a list of candidate book titles.
- Following cross reference from one legal precedent to another, until no new relevant precedents appear.
- Scanning a music catalog to locate classical symphonies by 18th century French composers.

These examples and the list in Section 3 create a diverse space of actions. Some are learned from youthful experiences with books or libraries, others are trained skills such as searching for legal precedents or scientific articles. These skills are independent of computer implementation, acquired through meaningful learning, demonstrated with examples and durable in memory.

4.2. DESIGN OF INTERFACE OBJECTS AND ACTIONS

Since many users and designers have experience with information objects and actions on paper and other traditional media, designing an appropriate computer interface can be a challenge. Physical attributes such as the length of a book or size of a map, that vanish when the information is concealed behind a screen, need to be made apparent for successful use. So web site designers have the burden of representing the desired attributes of traditional media, but also the opportunity of applying the dynamic power of the computer to support the desired information actions. Successful designers can offer users compelling services that go well beyond traditional media, such as multiple indexes, fast string search, history keeping, comparison and extraction.

4.2.1. *Metaphors for interface objects*

The metaphoric representation of traditional physical media is a natural starting point: electronic books may have covers, jackets, page turning, bookmarks, position indicators, etc., and electronic libraries may show varied size and color of books on shelves (Pejtersen, 1989). These may be useful starting points, but greater benefits will emerge as web site designers find newer metaphors and handles for showing larger information spaces and powerful actions.

Information hierarchies are the most frequently represented metaphor with at least the following examples.

- (1) File cabinets, folders and documents.

- (2) Books with chapters.
- (3) Encyclopedia with articles.
- (4) Television with channels.
- (5) Shopping mall with stores.
- (6) Museum with exhibits.

Richer environments include libraries with doors, help desk, rooms, collections and shelves, and the City of Knowledge with gates, streets, buildings and landmarks. Of course, the information superhighway is often presented as a metaphor, but rarely developed as a visual search environment. Metaphors can be appealing, but designers should exercise caution to ensure their utility in presenting high-level concepts, suitability for expressing middle-level objects and efficacy in suggesting pixel-level details (Cotton & Oliver, 1993; McAdams, 1996; Weinman, 1996).

Design of computerized metaphors extends to support tools for the information seeker. Some systems provide maps of information spaces or at least some kind of overview to allow users to grasp the relative size of components and discover what is not in the database. History stacks, bookmarks, help desks and guides offering tours are common support tools in information environments. Communications tools can be included to allow users to send extracts, ask for assistance from experts or report findings to colleagues.

4.2.2. *Handles for interface actions*

The central challenge for many users is to formulate an appropriate action plan based on the visible action handles such as the labels, icons, buttons or image regions. In an early study of a library catalog command interface, we found that none of the subjects could formulate the six-step plan to find all the books by the author of the novel *Looking for Mr. Goodbar*. A web interface might provide visible action handles to suggest which plans were possible and how to construct them.

Intermediate-level plans such as author, title or subject searches are made explicit with buttons, but other plans such as searching by date, language or publisher could also be made more visible by a form fill-in interface or by widgets attached to the display of a catalog record.

Lower-level actions can be shown as a turned page corner to indicate next page operation, a highlighted term for a link, magnifying glass to zoom in or open an outline. Other action handles might be a pencil to indicate annotation, a funnel to show sorting, a coal-car to indicate data mining or filters to show progressive query refinement. Sometimes the action handle is merely a pull-down menu item or a dialog box offering rich possibilities. The ensemble of handles should allow users to compose their action plan conveniently from a series of clicks and keystrokes.

4.3. CASE STUDY WITH THE LIBRARY OF CONGRESS

The OAI model is still in need of refinement plus validation, but it may already be a useful guide for web site designers and evaluators. It offers a way to decompose the many concerns that arise and provides a framework for structured design processes and eventually software tools. It is not a predictive model, but a guide to designers about how

to break a large problem into many smaller ones and an aid in recognizing appropriate features to include in a web site. In my experience, designers are most likely to focus on the task or interface objects, and the OAI model has been helpful in bringing out the issues of permissible task actions and visible representations of interface actions.

In the early 1990s, we worked with US Library of Congress staff to develop a touch-screen catalog interface to replace the difficult-to-learn command-line interface. In this project, the design was relatively simple; the task objects were the set of catalog items that contained fields about each item. The task actions were to search the catalog (by author, title, subject and catalog number), browse the result list and view detailed catalog items. The interface objects were a search form (with instructions and a single data entry field), result lists, brief catalog items and detailed catalog items. The interface actions were represented by buttons to select the type of search, to scroll the result lists and to expand a brief catalog entry into a detailed catalog entry. Additional actions, also represented by buttons, were to start a new search, get help, print and exit. Even in this simple case, explicit attention to these four domains helped us to simplify the design.

In the more ambitious case of the Library of Congress web site, many potential task objects and actions were identified; more than 150 items were proposed for inclusion on the homepage. The policy and many design decisions were made by a participative process involving the Librarian of Congress, an 18-person Policy Committee, four graphic designers and staff from many divisions. The current design (Figure 11) for the hierarchy of task objects is rich, including the catalog, exhibits, copyright information, Global Legal Information, the THOMAS database of bills before Congress and the vast American Memory resources, but it does not include the books. The exclusion of books is a surprise to many users, but copyright is usually held by the publishers and there is no plan to make the full text of the books available. Conveying the absence of expected objects or actions is also a design challenge.

For brevity, we focus on the American Memory component. It will contain 200 collections whose items may be searchable documents, scanned page images and digitized photographs, videos, sound or other media. A collection also has a record that contains its title, dates of coverage, ownership, keywords, etc. Each item may have a name, number, keywords, description, etc. The task actions are rich and controversial. They begin with the actions to browse a list of the collection titles, and search within a collection and retrieve an item for viewing. However, searching across all collections is difficult to support and is not currently available. Early analysis revealed that collection records might not have dates or geographic references, thereby limiting the ways that the collection list could be ordered and presented. Similarly, at the next level down, the item records may not contain the information to allow searching by date or photographer name, and restricting search to specific fields is not always feasible.

Continuing within the American Memory component, the interface objects and actions were presented explicitly on the homepage (Figure 2). Since many users seek specific types of objects, the primary ones were listed explicitly and made selectable: Prints & Photos, Documents, Motion Pictures and Sound Recordings. The interface actions were stated simply and are selectable: Search, Browse and Learn (about using the collections for educational purposes). Within each of the objects and actions, there were

further decompositions based on what was possible and what a detailed needs analysis had revealed as important.

At the lowest level of interface objects were the images and descriptive text fields. At the lowest level of interface actions were the navigation, home page and feedback buttons.

The modest nature of the OAI model means that it can lead to varying outcomes, but it would be unreasonable to assume that there is one best organization or decomposition of a web site. In dealing with complex resources and services, it offers designers a way to think about solving their problems.

5. Search and navigation actions

The dilemma of the web is the difficulty in finding what you need among the abundant sources of information. Since searching can be a complex task, improved search user interfaces and appropriate consistency across multiple systems will be an important contribution (Smith, Newman & Parks, 1997, this issue). The proposed four-phase framework for search is a contribution towards improved search user interfaces. The emergence of information visualization strategies for viewing and manipulating large collections is changing the way many search problems are carried out. For networked environments, query previews reduce the zero-hit problem and facilitate browsing of large information spaces (Doan, Plaisant & Shneiderman, 1996). Finally, search and navigation are facilitated by effective screen layout and linkage structure that reduces the number of steps to locate an item.

5.1. FOUR-PHASE FRAMEWORK FOR SEARCH

Searching textual databases can be confusing for users because of the diverse task situations and numerous interface features. Popular search systems for the World Wide web (such as Lycos, Opentext or Alta Vista) and stand-alone search systems usually provide a simple interface inviting users to type in keywords and then providing a relevance-ranked list of 10–50 result items. This is appealing in its simplicity, but users are often frustrated as they do not know what the results mean, nor can they control aspects of the search. Evidence from empirical studies shows that users perform better and have higher subjective satisfaction when they can view and control the search (Koenemann & Belkin, 1996).

Furthermore, when using multiple search systems, users find a disturbing variety and inconsistency in features. For example, a search for the string “user interface” could produce the following.

- Search on the exact string “user interface”.
- Probabilistic search for “user” and “interface”.
- Probabilistic search for “user” and “interface” with some weighting if the terms are in close proximity.
- Boolean search on “user” AND “interface”.
- Boolean search on “user” OR “interface”.
- Error message indicating missing AND/OR operator or other delimiters.

In many systems there is little or no indication as to which interpretation was chosen and whether stemming, case matching, stop words or other transformations were applied. Often, the results are displayed in a relevance ranked manner that is a mystery to many users (and sometimes a proprietary secret).

An analogy to the evolution of automobile user interfaces might clarify the situation. Early competitors offered a profusion of controls and each manufacturer had a distinct design. Some designs, such as having a brake that was far from the gas pedal, were dangerous. Furthermore, if you were accustomed to driving a car with the brake to the left of the gas pedal, and your neighbor's car had the reverse design, it might be risky to trade cars. It took a half-century to achieve good design and appropriate consistency in automobiles, but let us hope we can make the transition faster for text-search user interfaces.

To coordinate design practice, a *four-phase framework* seems possible to satisfy the needs of first-time, intermittent and frequent users accessing a variety of textual libraries (Shneiderman, Byrd & Croft, 1997). Finding a common ground will be difficult; not finding it will be tragic. While early adopters of technology are willing to push ahead to overcome difficulties, the middle and late adopters will not be so tolerant. The future of search services on the World Wide Web and elsewhere may depend on how well user frustration and confusion are reduced, while enabling them to reliably find what they need in the rapidly surging sea of information.

The four-phase framework gives great freedom to designers to offer features in an orderly and consistent manner. The phases are *formulation* (expressing the search), initiating *action* (launching the search), review of *results* (reading messages and outcomes) and *refinement* (formulating the next step).

(1) Formulation includes the following.

- *Source*: search the appropriate libraries and collections.
- *Fields for limiting the source*: structured fields such as year, media or language, and text fields such as titles or abstracts of documents.
- *Phrases* to allow entry of names such as George Washington or Environmental Protection Agency, and concepts such as abortion rights reform or gallium arsenide.
- *Variants*: to allow relaxation of search constraints such as case sensitivity, stemming, partial matches, phonetic variations, abbreviations or synonyms from a thesaurus.

(2) *Action*, which may be performed.

- Explicitly by a button with consistent label (such as “Search”), location, size and color.
- Implicitly by changes to a parameter of the formulation phase which immediately produces a new set of search results. These dynamic queries, in which users adjust query widgets to produce continuous updates, have proven to be effective and satisfying.

(3) Review of *results* in which users do the following.

- Read explanatory messages.
- View textual lists.
- Manipulate visualizations.
- Control of the size of the result set and which fields are displayed.

Scope	Search Congressional Record Text for the 104th Congress (1995-1996).	
Fields	Sections to search : <input type="radio"/> Senate section <input type="radio"/> House section <input checked="" type="radio"/> Extensions of Remarks <input type="radio"/> All sections	
	Member of Congress: <input type="text" value="FEINSTEIN"/>	Only those debates/speeches where the selected member spoke or submitted remarks for insertion in the <i>Record</i> [Help]
	Date: Only those debates/speeches which appeared in the <i>Record</i> between: <input type="text" value="6/15/96"/> and <input type="text" value="10/3/96"/> E.g., 3/1/96 and 3/5/96 [Help] Note: Please enter dates between 1/1/95 through yesterday.	
Variants	Search is case-insensitive. Search will stem all words entered in "Phrases". E.g., "join" will search for "join", "joined", "joining", etc...	
Phrases [Help]	<input type="text" value="handgun control"/>	
Results	Results with the highest amount of entered terms will appear first in the list. Maximum Number of Results to Return: <input type="text" value="50"/> <i>Note: Larger values may slow response time.</i>	
Initiation	<input type="button" value="SEARCH"/> <input type="button" value="CLEAR"/>	

FIGURE 8. A revised interface for the Library of Congress' THOMAS system, shows how the four-phase framework might be applied to text searching on full-text searching of proposed legislation (<http://www.cs.umd.edu/projects/hcil/frameExp/test1.html>).

- Change sequencing (alphabetical, chronological, relevance ranked, etc.).
- Explore clustering (by attribute value, topics, etc.).

(4) Refinement

- Meaningful messages guide users in progressive refinement, e.g. if the two words in a phrase are not found near each other, then easy selection of individual words or variants should be offered.
- Changing search parameters should be convenient.
- Search results and the setting of each parameter can be saved, sent by email, or used as input to other programs, e.g. visualization or statistical tools.

The four-phase framework can be applied by designers to make the search process more visible, comprehensible and controllable by users. This is in harmony with movement towards direct manipulation in which the state of the system is made visible and under user control. Novices may not want to see all the components of the four phases initially, but if they are unhappy with the search results, they should be able to view and change them easily. A revised interface for the Library of Congress' THOMAS system (Figure 8) shows how it might be applied to text searching on full-text searching of proposed legislation.

Textual search interfaces are only one approach to finding information on the web. Visual information seeking is likely to play an increased role as network bandwidth and screen resolution increases, and as designers create effective strategies for presenting comprehensible, predictable and controllable interfaces. Some hypertext and menu-selection notions can be reengineered to fit the web context; others will have to be invented specifically for this novel environment.

5.2. EXPLORATION WITH INFORMATION VISUALIZATION

Substantial progress in recent research on information visualization is likely to have a profound effect on commercial systems. Visual overviews of an entire database by starfields (zoomable scattergram of color points), tree diagrams, treemaps (nested rectangles that show hierarchies), parallel coordinates, network diagrams and other strategies are making visual browsing and dynamic filtering viable. As users select widgets such as sliders, buttons and maps, the result list is changed, often within 100 ms, thereby enabling rapid exploration (Ahlberg & Shneiderman, 1994; Shneiderman, 1994, 1996). The visual information seeking strategy is: overview first, zoom and filter, then details-on-demand.

Visualizations are also being created to show three-dimensional search environments (Card, Robertson & York, 1996) and to present text search results (Hemmje, Kunkel & Willett, 1994; Rao *et al.*, 1995; Wise *et al.*, 1995). Research efforts are being widely applied to visualization of web sites, traversal histories and search results (Tauscher & Greenberg, 1997, this issue). While visualizations can be powerful they can also be complex and confusing, but research is improving our understanding of what works and when.

5.3. QUERY PREVIEWS

For large collections, especially when searching across the web, search actions can be split into two phases. First, a rapid rough search that previews only the number of items in the result set, and then a query refinement phase that allows users to narrow their search and retrieve the result set (Doan *et al.*, 1996).

For example, in searching for a restaurant (Figure 9) the query preview screen gives users limited choices with buttons for the type of food (e.g. Chinese, French and Indian), double-boxed range sliders to specify average price of a main course and the times that the restaurant is open, and maybe a map to specify rough regions. As users make selections among these attributes, the query preview bar at the bottom of the screen is updated immediately to indicate the number of items in the result set. Users can quickly discover that there are no cheap French restaurants in downtown New York or that there are many Caribbean restaurants open after midnight. When the result set is too large, users can restrict their criteria and when the result set is too small they can relax the constraints.

Query previews require database maintainers to provide an updated table of contents that users can download from the server. Then users can perform rapid searches on their client machines. The table of contents contains the number of items satisfying combinations of attributes, but the size of the table is only the product of the cardinality of the attributes, which is likely to be much smaller than the number of items in the database. With 12 kinds of restaurants, eight regions, three kinds of charge cards, a simple table of contents would contain only 288 entries. Storing the table of contents burdens users who may have to keep tables of contents (1000–100 000 byte) for each database that they search. Of course, the size of the table of contents can be cut down dramatically by simply having fewer attributes or fewer values per attribute. These burdens seem moderate when weighed against the benefits, especially if users search a database repeatedly. The table of contents is only as big as a typical image in a web site and it can be automatically downloaded for use when Java applets are used.




FIGURE 9. Restaurant finder demonstrates the query preview idea. Users can quickly adjust the parameters and see the effect on the size of the preview bar at the bottom. Zero-hit or mega-hit results are immediately visible and users can always be sure that their search will produce an appropriate number of results (Graphic design by Teresa Cronnell) (Doan *et al.*, 1996) (<ftp://ftp.cs.umd.edu/pub/hcil/Screen-dumps/Preview-bar/restaurant-finder.gif>).

Query previews are being implemented for a complex search on NASA environmental databases. Users of the existing system must understand the numerous and complex attributes of the database that is distributed across eight archival centers. Many searches result in zero hits because users are uncertain about what data are available, and broad searches take many minutes while yielding huge and unwieldy result displays. The query preview uses only three parameters: dates (clustered into 20 one-year groups), locations (clustered into eight geographic regions) and 171 scientific parameters (cloud cover, ocean temperature, ozone, etc.) (Figure 10). This comes to a total of $20 * 8 * 171 = 27\,360$ data values in the table of contents. In the prototype, users can quickly discover that the archive held no ozone measurements in Antarctica before 1979. Once a reasonable sized result set is identified, users can download the details about these data sets for the query refinement phase.

5.4. COMPACTNESS AND HIGH BRANCHING FACTORS

The most discussed issues in webpage design are length and number of links (branching factor). A very long page with no links is appealing only if users are expected to read the

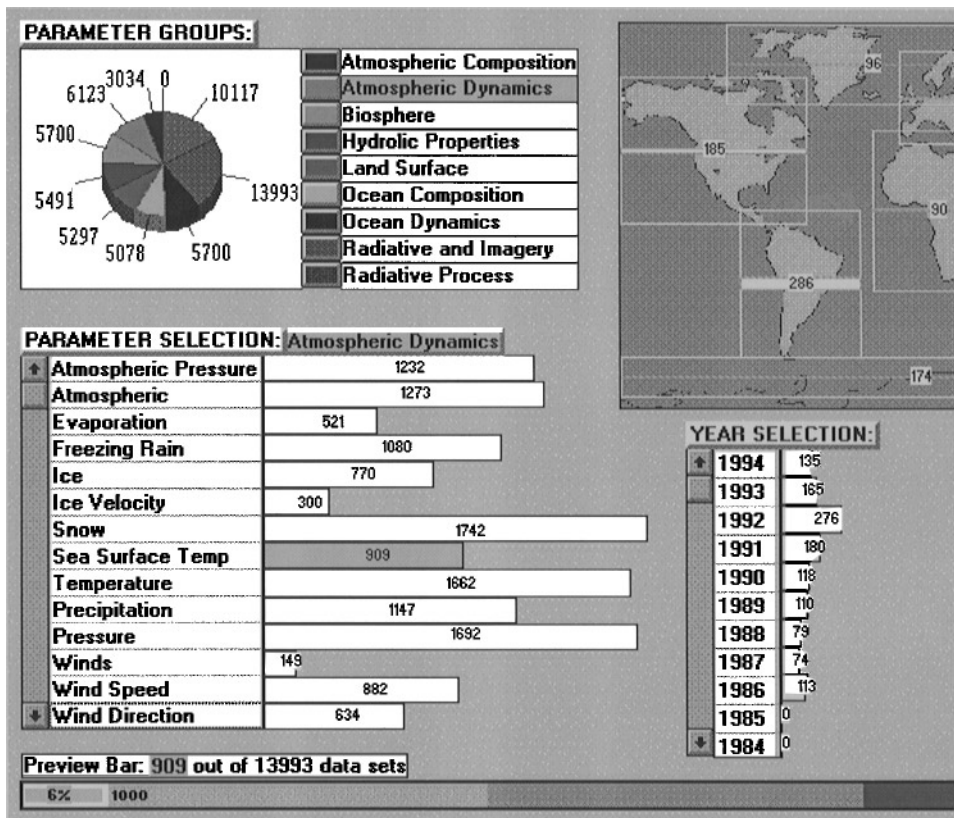


FIGURE 10. NASA query preview applies this technique to a complex search for professional scientists. The set of more than 20 parameters is distilled down to three, thus helping speed search and reduce wasted efforts. Users select values for the parameters and immediately see the size of the result bar on the bottom, thus avoiding zero-hit and mega-hit queries (<ftp://ftp.cs.umd.edu/pub/hcil/Screen-dumps/Preview-bar/iq13.gif>).

entire text sequentially. This is rarely the case, so some form of home or index page to point to fragments is necessary. Meaningful structures that guide users to the fragments they want is the goal, but excessive fragmentation disrupts those who wish to read or print the full text. As the document and web site grow, the number of layers of index pages can grow as well, which is a severe danger. One way to reduce disorientation is to provide users with a visual overview of the web site (Figure 11). A higher branching factor is almost always preferred for index pages, especially if it can save an extra layer that users must traverse. The extra layers are more disorienting than longer index pages, as was demonstrated in menu-selection studies (Norman, 1991). In a redesign for the Library of Congress home page (<http://www.loc.gov>) (Figure 12), the seven links to general themes were replaced with a compact display with 31 links to specific services. The Yahoo home page has almost 100 links in a compact two-column presentation.

Within a page, compact vertical design to reduce scrolling is recommended (Staggers, 1993). While some white space can help organize a display, often webpages contain

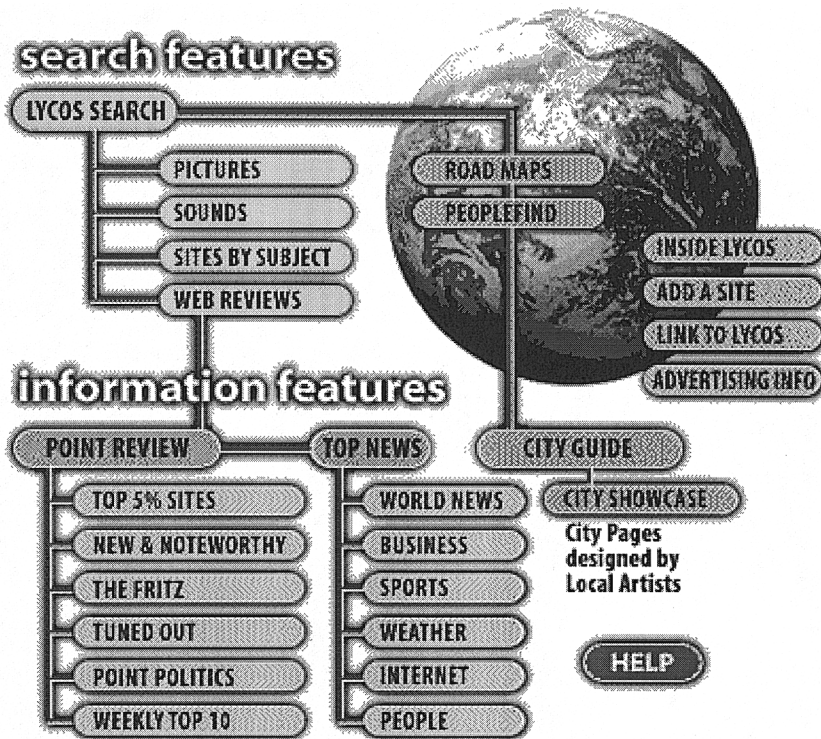


FIGURE 11. Network diagram of the Lycos search service web site is called a sitemap (<http://www.lycos.com/sitemap.html>).

harmful dead space that lengthens the page without benefit to users. A typical mistake is a single left-justified column of links that leaves the right-hand side of the display blank, thus forcing extra scrolling and preventing users from gaining an overview. A second common mistake is to use excessive horizontal rules or blank lines to separate items (Horton, Taylor, Ignacio & Hoft, 1996).

5.5. SEQUENCING, CLUSTERING AND EMPHASIS

Within a page, especially the highly visible homepage of an organization, designers must carefully consider the sequencing, clustering and emphasis for objects. Users expect the first item in a page to be an important one and are likely to select it. Clustering-related items show meaningful relationships. More important items can be emphasized with large fonts, color highlights and surrounding boxes. In the Library of Congress home page, the American Memory collections were emphasized by placing them first and giving them a large fraction of the space. Public services such as the catalog and THOMAS (for searching legislation) were clustered in the center, and library services were clustered on the right-hand side.

[text-only]



FIGURE 12. Library of Congress home page reflects the changing policies that emphasize the educationally oriented resources of the 200 American Memory special collections (<http://www.loc.gov>).

6. Conclusions

Careful web site design makes the difference between a must-see, top-10 site and a worst webpage award. Specifying the users and setting goals come first, followed by design of information objects and actions. Next, designers can create the interface metaphors (bookshelf, encyclopedia and shopping mall) and the handles for actions (scrolling, linking and zooming). Finally, the webpage design can be created in multiple visual formats and international versions, while providing access for handicapped or poor readers. Every design project, including web site development, should be subjected to usability testing (Nielsen, 1995b–d) and other validation methods, plus monitoring of use to guide revision.

The World Wide Web is still in the Model T stage of development. Strategies for blending text, sound, images and video are in need of refinement, and effective rhetorics for hypermedia are only now being created. Many results from other user interface topics such as menu selection, direct manipulation and screen design can be applied to web site design. On the other hand, the novel communities of users, innovative databases,

ambitious services, emphasis on linking and navigation and intensive use of graphics present fresh challenges and rich opportunities to researchers to validate hypotheses in this environment. Theories of information structuring are emerging as are standards for representing traversal actions. The creative frenzy on the web is likely to present new opportunities for design research for many years to come.

Controlled experimental studies are effective for narrow issues, but field studies, data logging and on-line surveys are attractive alternative research methods in the wide-open web. Focus groups, critical incident studies and clinical interviews may be effective for hypothesis formation. Other opportunities include sociological studies about impact of web use on home or office life and political studies of its influence on democratic processes. Broader concerns such as copyright violation, invasion of privacy, pornography or criminal activity merit attention as the impact of the World Wide Web increases. We can influence the direction of technology and its societal impact, but only if we have the scientific foundation to understand the issues.

I acknowledge the helpful comments from many people during the evolution of this review with great pleasure: Maryle Ashley, Richard Beigel, Jason Ellis, Cheryl Graunke, Richard Greenfield, Rina Levy, Gary Marchionini, David Nation, Catherine Plaisant, Arkady Pogostkin and Joe Reiss. Anonymous reviews for this Special Issue, nicely distilled by Cliff McKnight and Simon Buckingham Shum, were invaluable in improving the paper. I appreciate support from the Library of Congress, NASA (NAG52895) and the National Science Foundation (EEC94-02384 and IRI96-15534).

References

- AHLBERG, C. & SHNEIDERMAN, B. (1994). Visual information seeking: tight coupling of dynamic query filters with starfield displays. *Proceedings of the CHI'94 Conference: Human Factors in Computing Systems*, pp. 313–321. New York, NY: ACM.
- BELKIN, N. J. & CROFT, B. W. (1992). Information filtering and information retrieval: two sides of the same coin? *Communications of the ACM*, **35**, 29–38.
- BERNERS-LEE, T., CAILLIAU, R., LUOTONEN, A., NIELSEN, H. F. & SECRET, A. (1994). The World Wide Web. *Communications of the ACM*, **37**, 76–82.
- CARD, S. K., ROBERTSON, G. G. & YORK, W. (1996). The webBook and the WebForager: an information workspace for the World Wide Web. *Proceedings of the CHI96 Conference: Human Factors in Computing Systems*, pp. 111–117. New York, NY: ACM.
- COTTON, B. & OLIVER, R. (1993). *Understanding Hypermedia: From Multimedia to Virtual Reality*. London: Phaidon Press.
- DOAN, K., PLAISANT, C. & SHNEIDERMAN, B. (1996). Query previews for networked information services. *Proceedings of the Advanced Digital Libraries Conference*, pp. 120–129. Los Alamitos, CA: IEEE Computer Society.
- ENGELBART, D. (1984). Authorship provisions in AUGMENT. *Proceedings of the IEEE CompCon Conference*, pp. 465–472. San Francisco, CA: IEEE Computer Society Press.
- FLYNN, L. (1995). Making searches easier in the web's sea of data. *New York Times* (2 October 1995).
- HEMMJE, M., KUNKEL, C. & WILLETT, A. (1994). LyberWorld—A visualization user interface supporting fulltext retrieval. In W. B. CROFT & C. J. VAN RIJSBERGEN, Eds. *Proceedings of the 17th Annual International Conference on Research and Development in Information Retrieval (ACM SIGIR 94)*, pp. 249–257. Berlin: Springer.
- HORTON, W., TAYLOR, L., IGNACIO, A. & HOFT, N. L. (1996). *The Web Page Design Cookbook*. New York, NY: Wiley.
- ISAKOWITZ, T., STOHR, E. A. & BALASUBRAMANIAN, P. (1995). RMM: a methodology for hypermedia design. *Communications of the ACM*, **38**, 34–44.

- KELLOGG, W. A. & RICHARDS, J. T. (1995). The human factors of information on the internet. In J. NIELSEN, Ed. *Advances in Human-Computer Interaction*, Vol. 5, pp. 1–36. Norwood, NJ: Ablex.
- KOENEMANN, J. & BELKIN, N. (1996). A case for interaction: A study of interactive information retrieval behavior and effectiveness. *Proceedings of the CHI 96 Conference: Human Factors in Computing Systems*, pp. 205–212. New York, NY: ACM.
- KOVED, L. and SHNEIDERMAN, B. (1986). Embedded menus: selecting items in context. *Communications of the ACM*, **29**, 312–318.
- LEMAY, L. (1995). *Teach Yourself Web Publishing with HTML in a Week*. Indianapolis, IN: Sams Publishing.
- LYNCH, P. J., (1995). *Yale University C/AIM WWW Style Guide*. [http://info.med.yale.edu/caim/StyleManual_Top.HTML].
- MCADAMS, M. (1995). Information design and the new media. *ACM Interactions*, **II.4**, 38–46.
- MARCHIONINI, G. (1995). *Information Seeking in Electronic Environments*. Cambridge, MA: Cambridge University Press.
- NIELSEN, J. (1995a). *Multimedia and Hypermedia*. San Diego, CA: Academic Press.
- NIELSEN, J. (1995b). A home-page overhaul using other web sites. *IEEE Software*, **12**(3), 75–78.
- NIELSEN, J. (1995c). Using paper prototypes in home-page design. *IEEE Software*, **12**(4), 88–97.
- NIELSEN, J. (1995d). Sum studies of WWW design. [<http://www.sun.com/sun-on-net/uideign>].
- NORMAN, K. (1991). *The Psychology of Menu Selection: Designing Cognitive Control at the Human/Computer Interface*. Norwood, NJ: Ablex.
- PEJTERSEN, A. M. (1989). A library system for information retrieval based on a cognitive task analysis and supported by an icon-based interface. *Proceedings of the ACM SIGIR Conference*, pp. 40–47. New York, NY: ACM.
- PITKOW, J. & KEHOE, C. (1995). *GVU's 3rd WWW User Survey*. www-survey@cc.gatech.edu.
- RAO, R., PEDERSEN, J., HEARST, M., MACKINLAY, J., CARD, S., MASINTER, L., HALVORSEN, P. -K. & ROBERTSON, G. G. (1995). Rich interaction in the digital library. *Communications of the ACM*, **38**, 29–39.
- RIVLIN, E., ROTAFOGO, R. & SHNEIDERMAN, B. (1994). Navigating in hyperspace: designs for a structure-based toolbox. *Communications of the ACM*, **37**, 87–96.
- SHNEIDERMAN, B. (1994). Dynamic queries for visual information seeking. *IEEE Software*, **11**, 70–77.
- SHNEIDERMAN, B. (1996). The eyes have it: a task by data type taxonomy of information visualizations. *Proceedings of the IEEE Symposium on Visual Languages '96*, pp. 336–343. Los Alamitos, CA: IEEE Press.
- SHNEIDERMAN, B. (1997). *Designing the User Interface: Strategies for Effective Human-Computer Interaction*, 3rd edn. Reading, MA: Addison-Wesley.
- SHNEIDERMAN, B., BYRD, D. & CROFT, B. (1997). Clarifying search: a user interface framework for text searches. *DLib Magazine* (January 1997) [<http://www.dlib.org>].
- SHNEIDERMAN, B. & KEARSLEY, G. (1989). *Hypertext Hands-on! An Introduction to a New Way of Organizing and Accessing Information*. Reading, MA: Addison-Wesley.
- SMITH, P., NEWMAN, I. & PARKS, L. (1997). Virtual hierarchies and virtual networks: some lessons from hypermedia usability research applied to the World Wide Web. In S. BUCKINGHAM SHUM & C. MCKNIGHT, Eds. *International Journal of Human-Computer Studies (Special Issue on Web Usability)*.
- STAGGERS, N. (1993). Impact of screen density on clinical nurses' computer task performance and subjective screen satisfaction. *International Journal of Man-Machine Studies*, **39**, 775–792.
- TAUSCHER, L. & GREENBERG, S. (1997). How people revisit web pages: empirical findings and implications for the design of history systems. In S. BUCKINGHAM SHUM & C. MCKNIGHT, Eds. *International Journal of Human-Computer Studies (Special Issue on Web Usability)*.
- WEINMAN, L. (1996). *Designing Web Graphics*. Indianapolis, IN: New Riders Publishing.
- WISE, J. A., THOMAS, J. J., PENNOCK, K., LANTRIP, D., POTTIER, M., SCHUR, A. & CROW, V. (1995). Visualizing the non-visual: spatial analysis and interaction with information from text documents. *Proceedings of the IEEE Information Visualization '95*, pp. 51–58. Los Alamitos, CA: IEEE Computer Press.